




A BASIC GUIDE



Australian Government
Australian Sports Commission

THE BOUNDARY UMPIRE



Boundary umpiring

Many field umpires start as boundary umpires. Boundary umpiring provides an opportunity to play a support role, while observing what an umpiring career can offer.

As a boundary umpire, you can increase your awareness of aspects of the game and develop a greater match feel without some of the pressures often associated with field umpiring.

The boundary umpire's role and main duties


It is the boundary umpire's responsibility to:

- ▶ Be the sole judge of when the ball is out of bounds.
- ▶ Apply the laws relating to boundary umpiring.
- ▶ Adjudicate when the ball has fully crossed the boundary line and is either out of bounds or out of bounds on the full.
- ▶ Throw the ball back into play when out of bounds.
- ▶ Return the ball to the field umpire after a goal is scored.
- ▶ Monitor the centre square for players entering or leaving during a centre bounce.

A Boundary Umpire's Checklist

- ☐ *Laws of Australian Football* book.
- ☐ Administration booklet.
- ☐ Correct umpiring uniform, including clean shoes or runners and official socks.
- ☐ Sweatbands.
- ☐ Two whistles.
- ☐ Pencil (pens sometimes don't work).
- ☐ Card to write on – paper gets damp.
- ☐ Electrical tape or Velcro garters to keep up your socks.
- ☐ Reporting book/notepad – for writing out reports.
- ☐ Relevant paperwork for your competition.
- ☐ Towel.
- ☐ Drink bottle.


The Boundary Throw-In



The grip



Initial stance



Preparation



Release

Indications for boundary umpires

When the ball has passed fully over the boundary line, the umpire blows their whistle loudly and signals to the field umpire with the appropriate signal.

Indicating out of bounds

When the ball bounces completely over the boundary line, the boundary umpire blows their whistle loudly and extends one arm straight up above their head with their hand open. The boundary umpire looks to the field umpire until the field umpire indicates he/she can throw the ball in.

Once the field umpire signals for the ball to be thrown in, the boundary umpire retrieves the ball and throws it in where it first crossed the boundary line.


Indicating out of bounds on the full

When the ball goes completely over the boundary line on the full after being kicked and without having been touched, the boundary umpire indicates out of bounds on the full.


Kick in by full-back

If the full-back, when kicking off after a behind, kicks the ball over the boundary line without it being touched, the boundary umpire shall indicate it is out of bounds on the full.


When the ball has passed fully over the boundary line, the umpire blows their whistle loudly and signals to the field umpire with the appropriate signal.



Out of bounds



Out of bounds
on the full




Free kick mark for
out on the full



Ball hit post
on the full

Positioning for boundary umpires

Boundary umpires decide before the match which side of the ground they wish to begin on. They then change sides each quarter.



During general play

When operating under a two-boundary umpire system, the boundary umpire follows play from goal to goal. They need to position themselves where they can have a good view of the boundary line, but ensure they do not interfere with the players contesting the ball.

When the play is on the other side of the ground, the boundary umpire moves inside the playing area, but no further than their side of the centre square.


Boundary umpires should never place themselves between the players and the ball.

At set kick for goal


When a player is taking a set shot at goal after a mark or free kick, the boundary umpire runs and stands behind the behind post. This allows the boundary umpire to assist the goal umpire. The goal umpire is the sole judge of a score and can overrule the decision of a boundary umpire where necessary.

At the centre square

At the start of each quarter and after a goal has been scored, the boundary umpires position themselves on diagonally opposite corners of the centre square. Once the ball has been bounced or thrown in the air, the boundary umpire moves off towards the boundary line.




General play



If the boundary umpire is still running towards the goal when a behind is scored, they shall move quickly to the boundary line and position themselves about 50 metres from the goals. Boundary umpires need to position themselves where they have a good view of the boundary line but do not interfere with players contesting the ball. Boundary umpires should never place themselves between the players and the ball.

After a behind is scored



From a set kick

The boundary umpire should position themselves behind the behind post for the set shot. When the goal umpire signals a point, the boundary umpire runs backwards along the boundary line for about 50 metres.

