



2018 ANNUAL REPORT





CONTENTS

2.....	Our People
3.....	2018 By the Numbers
4.....	President's Report
5.....	CEO's Report
6.....	Football Operations Report
7.....	Netball Report
8.....	Junior Football Operations Report
11.....	Team Listings
12.....	AFL Vic Development Report
13.....	Coach of the Year
14.....	Umpires Report
15.....	Tribunal Report
16.....	Media Report
17.....	Division 1 Competition
21.....	Division 2 Competition
25.....	Division 3 Competition
29.....	Senior Women's Competition
32.....	Netball
34.....	Premiership History
36.....	Western Region Map
38.....	Junior Premiers
47.....	Junior Premiership History
50.....	Representative Football
52.....	Best and Fairest History
58.....	League Awards
62.....	Financial Report

OUR PEOPLE

WRFL EXECUTIVE BOARD

President	Meredith Angwin
Vice President	Paul Robinson
Treasurer	Dominic Drenen
Directors	Terry McGarity, Gina Smith Ross Williamson, Sandra Wilson, Sarah Robertson, Andrew Howlett

WRFL STAFF

Chief Executive Officer	Matthew Duck
Manager Football Operations	Adam Sparrow
Manager Junior Football	Stephanie Zerowsky
Media & Communications Manager	Kristen Alebakis
Commercial Manager	Jasmin Cannizzo
Customer Service & Events Coordinator	Julia Prokhorova
Administration Officer	Kristy Vidovic
AFL Victoria Development Managers	Nish Moses Harry Sleigh

WRFL UMPIRES ASSOCIATION

President	Steve Sutton
Administrator	Terry O'Donnell

WRFL UMPIRES APPOINTMENT BOARD

Director of Umpiring	Mark Westgarth
Board Secretary	Rene Van Kuyk
Senior Field Umpires Coach	Paul Dimartino
Senior Boundary Umpires Coach	Maree Wilke
Senior Goal Umpires Coach	Graeme Hodgart

WRFL JUNIORS BOARD

Chairman	Keith Brown
Deputy Chairman	Paul Robinson
Members	Graeme Clark, Colin Clohesy, Ivo Havard, Paul Madden, Tony Schibeci, Bridget Barker Peter Young, Justine Curatolo, Jayde de Bondt, Emma Kearney

INDEPENDENT TRIBUNAL

Chairman	Adrian Noble
Deputy Chairmen	Michael McNamara
Secretary	Rene Van Kuyk
Tribunal members	Jim Simmonds, Frank Plata, Darren Mayne, Angela Coulson, Donna Watson, Ian Hamm, Nick Papadopoulos, Arthur Wright

INDEPENDENT HEARING COMMITTEE

Chairman	Mark McDonald
Deputy Chairman	Ian Hamm
Committee	Nick Papadopoulos, Arthur Wright, Michael McNamara, Jim Simmonds, Frank Plata, Darren Mayne, Angela Coulson, Donna Watson

APPEALS BOARD

Members	John O'Callaghan, John Raciti, Rob Stary, Carolyn Wood, Rod Evans, Jim Simmonds, Michael McNamara, Ian Hamm, Graeme Bloom, Mark Seymour, Sam Norton
----------------	--

KEY CONSULTANTS

Kim Peak, Rob Peak & Assoc. (accounting services)
Peter Harley, Marketing/Sponsorship Consultant
Andrew Muscat, League Historian/Statistician
Grant Plozza, G.P. Business Solutions (Auditors)



WRFL Staff: Kristen Alebakis, Matthew Duck, Nish Moses, Jasmin Cannizzo, Peter Harley, Adam Sparrow, Harry Sleigh, Kristy Vidovic. ABSENT: Steph Zerowsky

2018 BY THE NUMBERS



PREMIERSHIPS
WON

7 MUNICIPALITIES
COVERED

32 LEAGUE
PARTNERS

APPROX. NUMBER OF
VOLUNTEER HOURS

150,000

33
CLUBS

68 SENIOR/RESERVES
TEAMS

226 JUNIOR
TEAMS



8424 PLAYERS

341 SENIOR
WOMEN

953 JUNIOR
GIRLS

1829

MULTICULTURAL
PLAYERS

222

INTERLEAGUE
PLAYERS



2405 MATCHES

118 FINALS MATCHES

120

NETBALL
PLAYERS



11

NETBALL
TEAMS

WEBSITE VIEWS



4,122,016

DEVELOPMENT



10,554



FACEBOOK FOLLOWERS



2120



TWITTER FOLLOWERS



5161



INSTAGRAM FOLLOWERS

9953

TEAM APP
MEMBERS



3303

TOTAL NUMBER
OF AUSKICK
PARTICIPATION

261

TOTAL NUMBER
OF COACHES
PARTICIPATED IN A
COACH WORKSHOP

13,282

PRIMARY SCHOOL
KIDS IN THE WEST
PARTICIPATED IN AN
AFL PROGRAM



PRESIDENT'S REPORT

MEREDITH ANGWIN

It has been a good year for the WRFL. The 2018 Season has delivered competitive football across all of our men's senior divisions, an outstanding inaugural year of our standalone senior women's competition and the continued growth of female football in the west.

I particularly love the way the girls and women play the game; a wonderful spirit of competition and camaraderie combined with passion in playing the game, it brings a different aspect to the League and Clubs.

Our WRFL junior competition, which has grown significantly over the past three years, goes from strength to strength.

This year also saw the introduction of Netball for its inaugural season and with the success of this year's competition, we expect that this will continue to expand over the next two years.

Off the field we have welcomed new sponsors and retained great relationships with our long term sponsors.

Pleasingly, we have experienced sustained improvement in behaviour both on and off field across the competition. The WRFL Board and WRFL team commend and thank all club administrations and game day officials for their efforts to ensure the conduct particularly by the spectators is positive and supportive at football matches. However, we cannot be complacent so all who play, administer and watch the WRFL must continue this positive change and when necessary, call out those whose behaviour does not meet the standards that our competition deserves.

Throughout this year, the WRFL Board working with CEO Matt Duck and with some external support, have been refreshing the WRFL Strategic Plan. Our first Strategic Plan was put in place for the 2015-2018 period and has guided the direction of the League development as I have described above.

The plan sets out 'why the WRFL exists' and 'what at an overall level do we want to achieve'. While it may seem obvious that we are here to run football and netball competitions, the WRFL league and clubs have a significant role in the development and sustainability of the community of Melbourne's western suburbs by providing social connections, and building a diverse and inclusive culture that is welcoming to all.

For our next Strategic Plan, the WRFL's purpose – or 'why we are here' is to; ensure a well-run, sustainable competition that promotes the growth in the games of football and netball throughout the Western Region of Melbourne. We will do this through the provision of safe and inclusive environments

for all to be their best and working with all of our community stakeholders.

The plan will address our strengths and challenges. We are discussing the plan with clubs and other stakeholders such as AFL Victoria and local government, as we move through to the end of year. It will be released in the New Year.

Let me close with an acknowledgement of a fellow WRFL Board member – who will retire from the Board at this year's AGM. Terry McGarity needs no introduction to those involved with the WRFL.

Terry has been a WRFL Board member since 2007, however he has been involved with the League for most of his life. Terry started as an Under 10s player with Braybrook Juniors, before playing Under 19s at Footscray and a stint in the VFA. Terry was the Spotswood Captain/Coach in the then Footscray District Football League with highlights including their 1971 Premiership.

Since retiring as a player, Terry has served as the Umpiring Advisor, Umpires' Association Board Member and Vice-President, as well as a coach and fitness advisor to the Umpires' Association. He is still umpiring at the highest levels in the league and recently umpired the Division 3 Finals. He is a Legend and Life Member of the Umpires' Association and in

2005 was announced as a Life Member of the Western Region Football League. While Terry is retiring after 11 years on the Board, he will still be umpiring in the League and working to develop the young WRFL umpires. On behalf of the WRFL Board, I thank Terry for his commitment to the WRFL and his work with us over many years.

This year Matt and his team at WRFL HQ have performed very well and have taken the League operations and fan interaction to a new level. We welcomed new Sponsorship Manager Jasmin Cannizzo and farewelled Julia Prokhorova. Thanks to the WRFL Team members – Adam, Steph, Kristen, Peter and Kristy – for bringing a great brand of football to the West and finally I want to acknowledge and thank my fellow WRFL Board Members who give their time voluntarily to support the league.

Finally, I want to thank and congratulate all the club officials, trainers, coaches, tribunal and IHC members, club volunteers and supporters who have contributed to making this WRFL season a success. A special mention and thank you to our WRFL Umpires without whom we would not be able to play the game.

See you at the football and netball in 2019.

Meredith Angwin
President



Altona Juniors competed in the Werribee Football Club Under 15 Girls Division 1 Grand Final. Picture: LOCAL LEGENDS PHOTOGRAPHY

CEO'S REPORT

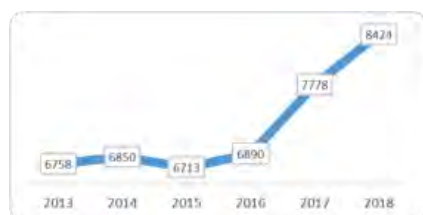
MATTHEW DUCK



The WRFL's storied history dates back to 1931, when eight teams formed a competition. In 2018 near-on 300 WRFL football teams took to the field, spanning 33 clubs. 2405 matches were played, involving 8424 players, including a record 1385 females.

In this, the league's 88th year, we saw the emergence of another sport with the inaugural Victoria University WRFL Netball competition. It featured 11 teams and shows every sign of expanding in the years to come. Its introduction helped increase female sporting opportunities, bolster the membership of clubs involved and further drive club environments where entire families can belong. It is clearly a different model to the country where football and netball typically play alongside each other at the same venue, but if anything we saw examples of clubs getting more creative in engaging their netball participants as a result.

2018 also heralded the WRFL's first stand-alone senior women's football competition, supported by Victoria University Polytechnic, with nine teams taking part. Combined with 36 junior girls teams, female football continues to grow at a healthy rate.



Registered football players in the WRFL

The league sought to better prepare clubs for this growth through a number of initiatives, several of which occurred for the first time. From the inaugural WRFL/EDFL Volunteers Conference in February, to junior and senior coach education sessions held pre-season, to the six tailored female football workshops led by arguably the pre-eminent women's football authority in Chyloe Kurdas, the league sought to expand its education and training opportunities in 2018. It will look to do so again in 2019.

In last year's Annual Report I wrote of the obvious and the not-so-obvious success stories local football creates. Specifically I wrote about Albanvale's Under 19s team, which had endured what for all intents and purposes was an unsuccessful season. I wrote about that team not to ridicule, but to highlight how against adversity, the players had stuck at it for the entire season and saw out the year. I noted this season a number of those very same players went on to play senior football at Albanvale, further reinforcing in my mind what was yet another in a long list of less obvious success stories that local footy tends to generate on mass.

This year's TIV Under 19s competition featured fewer teams than we would've liked, with a revamped model to come in 2019. Of the teams to compete, one was Point Cook, which recorded an average score of 17 and an average losing margin of 105. You would have forgiven them for throwing in the towel, yet their resilience, tenacity and ability to unite as a group was for mine yet another not-so-obvious good footy story. At a time when such heavy scrutiny is placed on what occasionally goes wrong, it is more important than ever to celebrate what near-on always goes right, and what community sport means to the western suburbs.

Consistent with the aim to contain costs to clubs, financial viability of the league is increasingly dependent on the support extended by a growing number of sponsors and commercial partners. I extend a sincere thank you to all of our 2018 partners whose support made our competitions and programs possible, including:

- Adcell (Red Onion);
- Ascot Vale Sports & Trophies;
- Beiersdorf;
- Bridgestone St Albans & Hoppers Crossing;
- Complete Hire Equipment;
- Electronic Signage;
- Grant Professionals;
- Insurance 4 Footballers;
- Lion Nathan;
- Local Legends Photography;
- Melbourne Injury Lawyers;
- Moonee Valley Racecourse;
- North Melbourne Football Club;
- PhysioPlus;
- RAMS Home Loan Centre Western Region;
- Routleys;
- Security Armed Solutions;
- SEDA;
- SEN1116;
- Sherrin;
- Sherwood;
- Starsub;
- Team App;
- Trade Institute of Victoria;
- Victorian Responsible Gambling Foundation;
- Victoria University;
- Victoria University Polytechnic;
- Werribee Football Club;
- Western Bulldogs Football Club;
- Williamstown Football Club;
- X-Blades;
- The Yarraville Club;
- Zoo Events;
- 88.9 WYN FM.

A special thank you to RAMS Home Loan Centre Western Region for its continued support this year, which includes sponsorship of the WRFL Umpires Program.

Vas Nikolovski and his team at RAMS do a magnificent job on so many levels, and again we thank Vas and the team at RAMS for their tremendous support.

I'd like to acknowledge and thank my team in Adam Sparrow, Steph Zerowsky, Kristen Alebakis, Jasmin Cannizzo, Peter Harley and Kristy Vidovic, as well as Julia Prokhorova who recently moved on to a new role, plus Nish Moses, Harry Sleigh and Michael Daniher of AFL Victoria. The work you all put in is enormous, and the great product we see of a weekend is in part a direct reflection of your efforts, and I thank you for it.

Thank you also to the WRFL Board and in particular Board President Meredith Angwin – this Board understands its role terrifically well, providing great support to the administrative team in the process.

Finally, thanks to the countless club officials, volunteers, tribunal members, umpires and support staff, players and supporters who ARE the Western Region Football League. Collectively, you make major contributions to the economy and social fabric of the western Melbourne region.

In closing, I mentioned recently how in small communities, the importance of the local footy club is heightened by the absence of other things that might otherwise bring a community together. But clubs like ours have the capacity to influence for the better a larger number of people, in-turn providing that vehicle for competition and social connection in often really tough environments. The significance of what each and every one of you involved in our great league do at your respective clubs cannot be understated, and I thank you for it.

We look forward to an even bigger and better 2019.

Matthew Duck
CEO



Some Werribee Districts youngsters running out before a senior match this season. Picture: LOCAL LEGENDS PHOTOGRAPHY



SENIOR FOOTBALL OPERATIONS REPORT

ADAM SPARROW

As we reach the conclusion of the 2018 season, I thoroughly enjoy preparing this report as it allows us to reflect and celebrate the positive achievements and developments over the last 12 months.

It would be remiss of me to not open this report by acknowledging the club volunteer workforce that continue to display a great level of commitment and passion for their clubs, which is ultimately driving this league to continued success and growth. I would like to thank each and every volunteer for your contribution which includes often putting in countless and no doubt at times thankless hours to ensure the smooth and successful running of your respective clubs.

COMPETITION GROWTH

In 2018 the WRFL welcomed Point Cook as a senior entity into Division 2 whilst we also welcomed back Glen Orden into Division 3.

68 teams took to the field in senior competitions during the 2018 season; this was a 13% increase in total senior team numbers on 2017. This growth at senior level was largely due to the introduction of the Victoria University Polytechnic Senior Women's competition.

Whilst on the surface numbers were up, the major challenge of 2018 sat with the Under 19 competition, where there was a significant decline to team numbers on previous years. A comprehensive review of the WRFL junior age structure has been completed prior to the 2019 season with one of the key outcomes being the re-introduction of an 'Under 18' competition to commence in 2019.

SENIOR WOMEN'S

In late 2017 the wheels were set in motion to launch the inaugural 2018 Victoria University Polytechnic WRFL Senior Women's competition. A series of club development workshops tailored to the introduction of a women's football program were run across the 2017 off-season focusing on topics including club culture, recruitment strategies, pathways and leadership.

Six start-up teams joined three existing women's teams having competed previously in a combined EDFL run competition to form the nine team WRFL competition in 2018.

Congratulations to all clubs that made year one such a success and for all efforts leading the way to establish this competition that will open participation opportunities for open age women for years to come.

Congratulations to the Manor Lakes Football Club for winning the inaugural Victoria University Polytechnic WRFL Senior Women's Premiership.

UMPIRING

The success of any community sporting organisation lies in the quality of its people. The WRFL is fortunate to enjoy the support, loyalty and commitment demonstrated week in and week out by our umpiring community. Umpires are essential to our game and it is not an easy task meeting the demands of a season made up of 2405 football matches.

The amount of work outlined above would simply not be possible without the dedication of key leaders within the umpiring community. I would like to acknowledge the work of Mark Westgarth who continues to lead with a positive philosophy along with the entire coaching team. I thank the team for all their efforts throughout a successful 2018.

REPRESENTATIVE FOOTBALL

In 2018 we entered the third year of the AFL Victoria Worksafe Community Championships. In May, we competed in representative matches against Ovens and Murray Football and Netball League in Senior and Under 19 football.

The senior representative team went down to a strong Ovens and Murray outfit whilst the Under 19's defeated their opposition by 16-points in the curtain raiser. Josh Mould from the Wyndhamvale Football Club was named best on ground for the Under 19 team, whilst Nick Buykx from the Werribee Districts Football Club claimed the best on ground honours for the Seniors.

On the back of their interleague performances a total of eight WRFL players from five clubs were selected to represent Vic Metro. Congratulations to Caroline Springs trio Lewis Tudor, Kyle Galloway and Rex Hickman, St Albans duo Tom Donoghue and Ben Said, Sunshine's Liam Cavanagh, Altona ruckman Luke Goetz and Albion's Johnathan O'Brien on this achievement. All players represented their clubs and the WRFL community with distinction.

I would like to thank and acknowledge all coaches, notably Brodie Holland, Matt Dean and Gary Turner, along with support staff players that went above and beyond to ensure the success of the program.

A special mention and thank you to the Ovens and Murray Football and Netball League who hosted the day and provided a first-class playing surface, facilities and hospitality.

FINALS

The season culminated in the 2018 Finals Series which saw 18 of 26 senior clubs compete in finals that spanned over five weeks across five venues.

I would like to acknowledge and thank all host clubs and the volunteer teams that contributed to the successful finals series in 2018. As a league we were fortunate to host several senior finals matches across multiple premium state league venues in Avalon Airport Oval, Burbank Oval and VU Whitten Oval, and we thank our relations at all venues and their respective councils for their continued support of the WRFL finals series. Congratulations to all clubs who achieved the ultimate success in 2018.

ACKNOWLEDGEMENTS

Thank you to the WRFL administration team; Matthew Duck, Jasmin Cannizzo, Julia Prokhorova, Kim Peak, Kristen Alebakis, Kristy Vidovic, Peter Harley and Steph Zerowsky who each play a significant role in the delivery of the competition. Also thank you to Harry Sleight and Nish Moses from AFL Victoria. I thoroughly enjoy working alongside each of you and look forward to working with you into the future.

A huge thank you to all club volunteers for your efforts and commitment throughout the entire 2018 season as you continue to strive to make things better both on and off field.

We look forward to season 2019.

Adam Sparrow

Manager Football Operations



Hoppers Crossing player Jackson Viola celebrates after kicking a goal in the RAMS Division 1 Preliminary Final. Picture: CODY BENCH

NETBALL REPORT

ADAM SPARROW

2018 will be remembered as a year that changed the face of the WRFL and community sport in the western suburbs of Melbourne with the introduction of the inaugural Victoria University WRFL Netball Competition.

The open age netball competition was launched in April with 12 teams from eight WRFL clubs taking the court in Round 1 of the 12-week season.

All games were played on Friday evenings at the Victoria University Community Sports Stadium located at Whitten Oval.

Clubs involved in year one were:

Albion	North Footscray
Braybrook	Point Cook
Caroline Springs	Spotswood
Glen Orden	Sunshine

The WRFL were proud to partner with Victoria University to launch the competition in 2018. This partnership with VU and by extension the introduction of open-age netball competition combined with the launch of the inaugural senior women's football competition marked a significant milestone for the league and member clubs in the development of greater sporting opportunities for women in the western suburbs and reinforces our marked intent to create sporting environments where everyone is welcome.

Year one of the competition saw a high standard of netball and culminated in Point Cook, Braybrook, North Footscray and Spotswood competing in finals for the first time. A large crowd turned out on Grand Final night as Point Cook claimed the Premiership over Braybrook.

There were a number of strong individual performances across the entire season which was celebrated with the unveiling of the 2018 Victoria University WRFL Netball Team of the Year. Turn to page 32 to see the Team of the Year.

There were no stronger performers than Point Cook Goal Shooter Jenna Goricanec who capped off a dominant 2018 season claiming the 'Best on Court' on Grand Final Night, along with claiming the League Leading Goal Scorer and competition Best and Fairest at the league presentation night.

The WRFL were fortunate to welcome a number of umpires to the league in 2018 who performed to a high standard across the entire season. I'd like to acknowledge and thank both Corsina Aquilina and Renee

Hulls who not only umpired regularly throughout the season, but went above and beyond the call of duty by offering off-court support in the recruitment space. With growth expected over the coming season, recruitment of umpires will be a priority to ensure the competition is adequately resourced.

Whilst only year one a number of exciting initiatives were introduced including a licensed on-court apparel partnership with XBlades ensuring all competing teams were competing in consistent and quality uniforms and VU/WRFL branded netballs.

The WRFL established a strong relationship with Netball Victoria and we thank them for

their support in year one. We look forward to working with them into the future.

The achievements for 2018 would not be possible without the efforts of the eight clubs and their respective netball program managers and club presidents that championed the cause and turned up week in and week out with a positive attitude.

The WRFL would like to acknowledge and thank all players, coaches, clubs and umpires that contributed to the 2018 season. I look forward to seeing what 2019 has in store.

Adam Sparrow

Manager Football Operations



Point Cook claimed the Victoria University WRFL Netball inaugural premiership. Picture: LOCAL LEGENDS PHOTOGRAPHY



JUNIOR OPERATIONS

STEPH ZEROWSKY

The 2018 season was another successful one with an increase in junior team numbers. We had 26 competitions from Under 8s through to Under 18 Girls – with over 220 teams and more than 5800 participants taking the field.

TEAM NUMBERS

Total team numbers increased from 209 in 2017 to 226 in 2018.

YEAR	NUMBER OF TEAMS
2015	177
2016	191
2017	209
2018	226

	2017	2018
Team Numbers	209	226
Girls Teams	27	35
Junior Participation	4428	5930

GIRLS FOOTBALL

The growth of Girls football has been significant in the WRFL over the past few years and in 2018 this resulted in new clubs fielding girls teams for the first time.

St Bernard's, Werribee Districts and West Footscray all introduced girls footy to their clubs.

Growth of female participation in our juniors has seen our teams increase from 27 to 35 teams this year and initial indications from clubs suggests we will see another significant increase in team numbers next season.

Congratulations to St Bernard's Under 15 Division 2 girls who in their first year fielding a junior girls side won a Premiership. Werribee Districts Under 18 girls had a great season finishing runner up to Premiers Spotswood.

The League has supported a new junior girls age group for season 2019, offering an Under 10 competition.

GRADING

There is no perfect science when it comes to grading teams.

The league is working to continuously reduce its average margins and create more even and competitive competitions.

Average margins reduced from 70.36 in 2016 to 55.39 in 2018.

All age groups also had a decrease after re-grading occurred, some quite significantly, however we are always wanting to improve.

JUNIOR FINALS SERIES

The Junior Finals Series was a success.

23 Clubs were represented in Finals, with 11 different clubs sharing 18 Premierships on offer.

Multiple winners were Spotswood (3), Williamstown Juniors (3), Caroline Springs (2), Point Cook (2) and St Bernard's (2).

Congratulations to all teams who competed in finals this season.

One of the highlights of the finals was the extremely close battle between Caroline Springs and Newport Power in the Under 14 Division 2 Grand Final, which saw the match drawn, sending the game into extra time. Congratulations to the Caroline Springs Football Club, taking out this nail-biting Premiership win.

Thank you to all the Clubs who hosted and delivered a successful junior finals series, making it a positive experience for players, officials, umpires and spectators:

- Altona Juniors
- North Sunshine
- Tarneit
- Wyndhamvale
- Williamstown Football Club
- Werribee Football Club

Thank you to all the match managers, coaches, club officials, parents and volunteers who not only played an important role during finals, but throughout the season. Without your support, we wouldn't have a competition.

JUNIOR AWARDS

Encore Events Centre hosted the WRFL Junior Presentation Night, where premiership cups were re-presented to winning captains and coaches. League Best and Fairest winners, Interleague awards and Junior Club and Junior Official of the Year awards were also presented, as we celebrated the 2018 season.

Congratulations to Vito Rubino (Altona Juniors) receiving the Junior Club Official of the Year Award and to the Werribee Districts Football Club presented with the Junior Club of the Year Award for season 2018. These awards were introduced to acknowledge the clubs and officials who have demonstrated evidence of good club management and have volunteered an enormous amount of their time into their club.

Congratulations to Chloe Wadden from the Caroline Springs Football Club who



Western Bulldogs WRFL Heartland Award winner Chloe Wadden.

COMPETITION	2018 ROUNDS 1–4 MARGINS	2018 ROUNDS 5–14 MARGINS	DECREASE
U11 Mixed	47.4	44.2	3.2
U12 Mixed	75.2	44.7	30.5
U12 Girls	44.7	34.5	10.2
U13 Mixed	84.2	53.5	30.7
U14 Mixed	76.2	63.6	12.6
U15 Boys	75.2	67.5	7.7
U15 Girls	36.7	33.4	3.3
U17 Boys	48.0	39.7	8.3
U18 Girls	60.1	58.8	1.3

also won the Western Bulldogs WRFL Heartland Award.

The award was developed to promote and encourage good sportsmanship for WRFL junior players from the Under-9s, through to the Under-14s.

The WRFL would like to thank all the clubs, teams and players who were involved in the Heartland Award this year.

INTERLEAGUE/DEVELOPMENT

The AFL Victoria Metropolitan Junior Championships were conducted across Melbourne over Queen's Birthday weekend in June.

Appreciation is extended to coaches:

U13A	Paul Atkinson
U13B	Darren Ryan & Damian Ramsay
U14 (WB)	Jason Rainbow
U14 (NM)	Jason Brown
U15 (WB)	Aaron Lombardi & Brodie Webster

U15 (NM) Rich Morrow

U15 Girls Jessie Chester

We are extremely proud of our new Interleague partnership with North Melbourne and Western Bulldogs Next Generation Academies this year which assisted in the development pathways for our young talent. The Next Generation Academies (NGA's) are an initiative by the AFL and AFL Clubs aimed at the attraction, retention and development of all talented players (both male and female).

I would like to express my deepest appreciation to Leah Caluzzi (North Melbourne NGA) and Dave Newton (Western Bulldogs NGA) for your guidance and assistance as we aim to improve our junior Interleague program.

Having the chance to represent your league at any level is a fantastic achievement, so I hope all those involved in this year's program had an enjoyable experience.

To Altona Juniors, Flemington Juniors, North Sunshine, Sunshine Heights and Werribee

Football Club, thank you for opening your facilities to us for training and hosting Interleague matches.

JUNIORS BOARD

With what has been an extremely busy past 12 months for the WRFL Juniors Board I would like to sincerely thank each of our Juniors Board members for your dedication, time and enthusiasm in developing/improving the WRFL junior competition. Chair Keith Brown, Colin Clohesy, Graeme Clark, Justine Curatolo, Ivo Havard, Paul Madden, Paul Robinson, Tony Schibeci, Peter Young and our newest members, Jayde de Bondt and Emma Kearney.

I would also like to acknowledge out-going member Bridget Barker, and thank her for not only all the work she has done for the WRFL while on the juniors board, but as a mentor for me for the past seven years understanding the female football region. Thank you Bridget and all the best with your extensive studies overseas.

SEASON AHEAD: 2019

Season 2019 promises to be a bigger and better year as the junior age groups revert back to even age groups; Under 8, Under 9, Under 10, Under 12, Under 14 and Under 16 competitions.

In addition changes will also occur in the junior girls competitions as we introduce an Under 10 Girls competition for the first time.

Our junior competition will also see a 'Junior Player Points Policy' in place to reduce the number of junior transfers and look to have talent more evenly spread across teams. This policy has been in development for three years, so it is exciting to see it all come together and in action next season.

Season 2019 will also see the league trial new programs and initiatives to combat inappropriate behaviour at junior football by players, officials and spectators.

Finally a huge thank you to all club committees, coaches, players and volunteers for your efforts throughout the 2018 season. You all contribute so much to your club and our league.

I look forward to what is set to be an exciting 2019 football season with many changes and developments to continuously improve our junior competition.

Steph Zerowsky

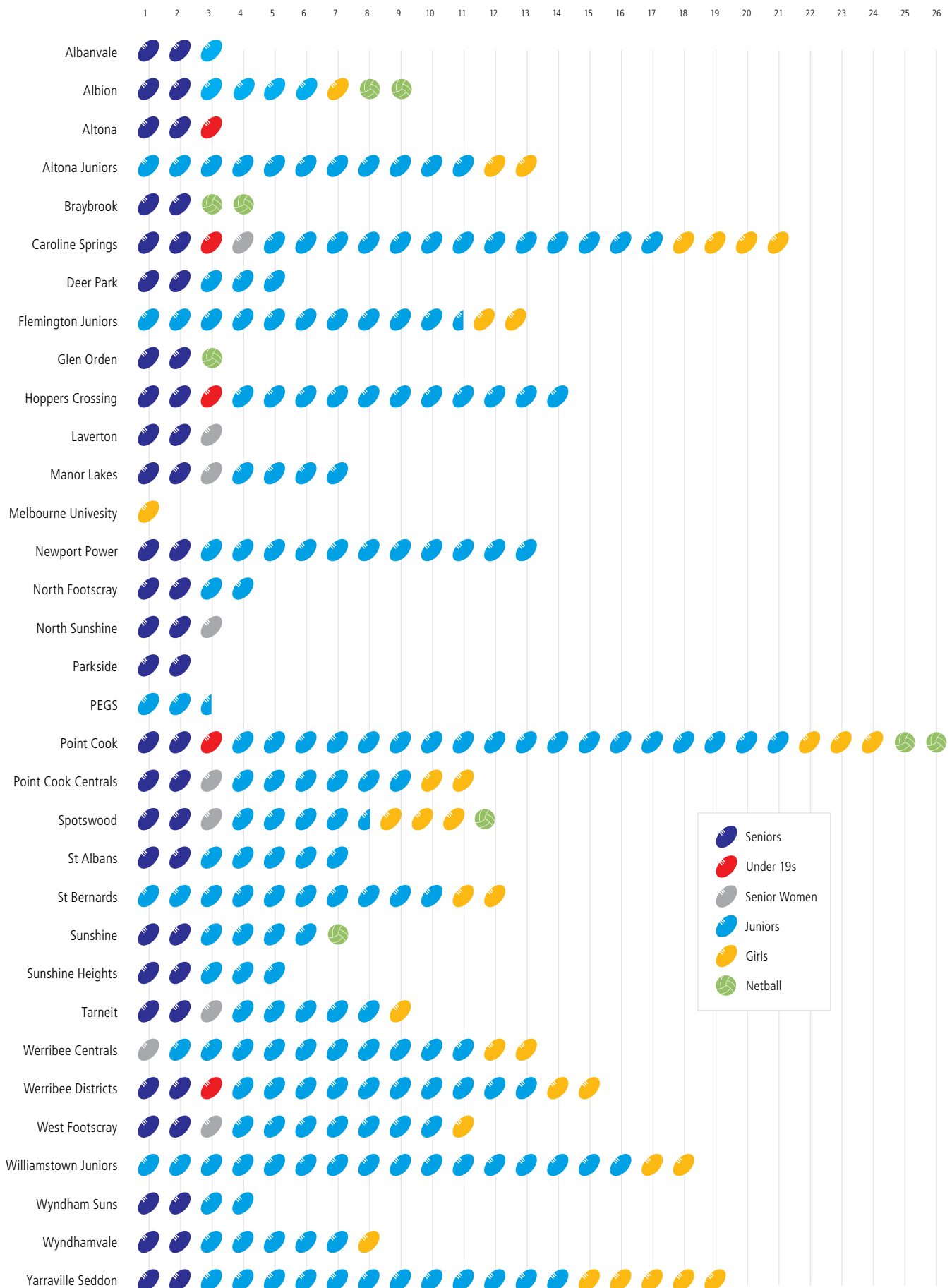
Manager Junior Football



Point Cook Centrals captain Tarkyn Findlay lifts the Premiership Cup. Picture: LOCAL LEGENDS PHOTOGRAPHY



TEAM LISTING





AFL VICTORIA DEVELOPMENT REPORT

NISH MOSES & HARRY SLEIGH

2018 has been a year of significant change and evolution, with a number of new processes and programs developed and implemented.

We saw the introduction of Coach.AFL – an online learning system designed to provide on-going education and learnings to Community Coaches. Over 80% of Western Region Coaches have accessed and registered via the system and early feedback has been positive. Coach.AFL was introduced to ensure Coaches were continuing to develop and evolve their thinking and approach to Coaching – at times that are convenient to Coaches.

We understand that in this day and age, it is sometimes difficult to give up another night to attend a Coaching Workshop, so the ability to log-on to Coach.AFL and research drills, training plans and hear from the elite level Coaches we feel will go a long way in ensuring Community level Coaches are trained appropriately to guide the next wave of young players.

To compliment the online learnings Coaches receive, in 2018 we ran a number of practical Coaching Workshops delivered by experts in their field with a focus on teaching tackling, game sense drills and how to design effective training sessions. We saw more than 250 Western region Coaches attend Workshops. We will look to evolve and improve this process in 2019.

As per 2017, we were thrilled to be able to recognise and reward outstanding Coaches throughout Melbourne's west. In 2018 we extended the WRFL AFL Coach of the Month award to include specific age brackets and every month award a Junior, Youth and Senior Coach of the Month. We saw some fantastic nominations and were thrilled to award several monthly winners who were doing some outstanding work in the community.

Our Coach of the Year winners were three Coaches who had stood out in their own respective ways with Marc Bullen (Deer Park) winning the Senior Coach of the Year for the first time after leading his Club to six consecutive flags, Ian Allen taking out the Youth Coach of the Year for his work in focussing on the development skills for his Under 18 Female team at Spotswood, and Jarrod Pye winning the Junior Coach of the Year to recognize his outstanding achievements in focussing on the retention of his participants at Altona Juniors.

School football in the West continued to remain a significant focus for AFL Victoria – in 2018 we were thrilled to employ a full-

time School Development Coordinator in Mel Davies. The role is a joint commitment between AFL Victoria, the Western Bulldogs and the AFL and will look to increase the amount of students that are actively participating in AFL programs, and also look to develop a curriculum which can be ran in Schools, with a focus on life skill development for students and sustainable AFL teaching for Schools. Over 13,000 students in Melbourne's west participated in an AFL program in 2018, and our focus was looking to transition these participants into community level football.

The Auskick program as we know it also received a significant change, with the implementation of a curriculum and an increased focus on the participant's motor skills. This change saw the introduction of a variety of different balls, and new and exciting equipment for participants. The reason for this change was to ensure participants in Auskick continue to stay challenged and engaged year to year. After significant research showed us that participants either dropped out of footy, or pursued junior football – it was important to ensure the Auskick program continue to grow and evolve.

The new Auskick program – Auskick 2.0, also saw the introduction of a membership services team based out of AFL HQ, to ensure participants and their parents were being supported and their issues resolved quickly. Overall we saw a 6% increase in Auskick participation across the Western region, with over 3000 participants regionally. This wouldn't be possible if it not for our hardworking and dedicated team of Auskick Volunteers, we thank them all for their continued support and work in teaching the next AFL stars!

Multicultural engagement continued to remain a significant focus for us in the West – with a number of Clubs completing Cultural

Awareness Training with our region based Multicultural Development Officers.

The purpose of these programs is to educate Clubs on their backyard, the cultural groups that reside there, and what some of the strategies are, that other Clubs across Victoria have used to engage Multicultural participants into their Club. As part of this training AFL Victoria has assisted with putting together a Multicultural Engagement Plan for the Club.

We saw a really positive story come out of the North Sunshine Football Club – through the Unity Cup, the Western Bulldogs in partnership with AFL Victoria put together a team of young people from diverse backgrounds, all of whom had never played or seen AFL until the start of the program – they thoroughly enjoyed their experience, and even ended up winning Division 2 of the Unity Cup.

The North Sunshine Roadrunners hosted the players for training and helped Coach them on game day, and since the competition the players have even ended up playing in their Reserves and Seniors team, with one of the biggest outcomes being that the participation the players have had at the Roadrunners has helped them obtain full-time employment. This goes to show the barriers that Community Clubs can break down when engaging multicultural participants.

With the implementation of these new programs, our focus on 2019 will be the retention of participants, and working with Clubs to ensure they are continuing to transition kids into their Club environments.

We would encourage any Club representatives to get in touch if they want to have a chat, need any ideas or require any assistance!

Nish Moses and Harry Sleigh
AFL Victoria
Football Development Managers



The Western Bulldogs Unity Cup team won the Division 2 title at the Unity Cup competition.

COACH OF THE YEAR

JUNIOR

2018	Jarrold Pye	Altona Juniors
2017	Raphael Kardachi	Sunshine
2016	Robert Green	Flemington Juniors
2015	Vince Candido	Point Cook
2014	Peter Gardner	Point Cook
2013	David Foley	Deer Park
2012	Matthew Noy	Taylors Lakes
2011	Bill Comben	Point Cook
2010	Tony Buttigieg	Syndham/Hillside
2009	Mark Roach	North Footscray
2008	Matt Johnson	Newport Power
2007	Rod Ford	Williamstown
2006	Craig Ryan	Sunshine
2005	Paul Mifsud	St Albans
2004	Mark Hunter	Williamstown
2003	Russell Knight	Melton
2002	Paul Mifsud	St Albans

YOUTH

2018	Ian Allen	Spotswood
2017	John Szanyi	Altona Juniors
2016	Darren Ryan	Williamstown Juniors
2015	Paul Azar	Yarraville Seddon Eagles
2014	James Highgate	Burnside Heights
2013	James Nardella	Sunshine
	Jo-Anne Siketa	Point Cook College
2012	Brad Grigg	Point Cook
2011	Scott Korczynski	Caroline Springs College
2010	Shaun Ellis	Old Westbourne
2009	Daryl Maher	Taylors Lakes
2008	Jack Fleming	Wyndhamvale
2007	Tony Walshe	Spotswood
2006	James Mitchell	UHSVU/Flemington
2005	Colin Green	Sunshine
2004	Gavin Langlands	Spotswood
2003	Kirk Norton	Werribee
2002	Gavin Wood	Yarraville

SENIOR

2018	Marc Bullen	Deer Park
2017	Brendan Hallinan	Sunshine
2016	Mark Williams	Newport Power
2015	Troy Beamond	Wyndhamvale
2014	Luke Dennerley	Wyndhamvale
	Kerry Saunders	
2013	Chris O'Keefe	Spotswood
2012	Anthony Eames	Altona
	Kate Jennings	VU-St Albans Spurs
2011	Matthew Montebello	Williamstown
2010	Scott Sutton	WynBay Power
2009	Ben Kelly	Spotswood
	Charmaine Calleja	Melbourne University
2008	Gary Learmonth	Darley
2007	Travis Chapman	Melton South
2006	Michael O'Keefe	Sunshine
2005	Glenn Hopkins	Diggers Rest
2004	Paul Satterley	Hoppers Crossing
2003	Geoff Bebed	Altona
2002	Phil O'Keefe	Hoppers Crossing



JUNIOR COACH OF THE YEAR
Jarrod Pye, Altona Juniors



YOUTH COACH OF THE YEAR
Ian Allen, Spotswood



SENIOR COACH OF THE YEAR
Marc Bullen, Deer Park



UMPIRES REPORT

MARK WESTGARTH

The 2018 season was a challenging year with the inaugural WRFL Victoria University Polytechnic Senior Women's competition commencing, more junior teams introduced and Glen Orden and Point Cook entering the senior competition.

Whilst we maintained the same umpire numbers from previous seasons, the availability of umpires on Sunday was significantly reduced which resulted in less games umpired by official WRFL Umpires.

The Senior Women's competition presented uncharted waters for the WRFL Umpires. We were keen to create an environment in which the women enjoyed playing football, knowing the umpires officiating would support them. We had our difficulties, but overall we had a very successful season with games played in a competitive, but supportive spirit.

Junior football continues to grow and with that comes the challenges of supplying umpires to the increasing number of games. We also have the juniors as our training grounds for new umpires, but in order to support them in their development we require many mentor/senior umpires. With many of our junior umpires also playing in the WRFL sometimes the timing of the games restrict umpire appointments.

We are looking to support the juniors in 2019 with accrediting club umpires with the ability to umpire when official umpires are not available. We held a club umpires session mid-season and this was well attended which we look to further develop next season.

Senior football continues to get quicker with increased skills and quality of players across the WRFL. This places more pressure on our more 'senior' umpires. However through running three umpires in many games, this allows for the more senior umpires to remain umpiring, while providing a great experience for up and coming umpires.

The RAMS Division 1 Grand Final is a testament to the senior and younger umpires working well together with Greg Denison, a former VFL Umpire officiating in his fifth straight Grand Final, Vaughan Garner, a former VFL development umpire in his second Grand Final and Dean McGowan, a product of the umpire's academy in his first Grand Final.

We always encourage ex-players to have a go at umpiring. Umpiring provides the opportunity to be involved in football, staying fit, not being subjected to football playing injuries as well as provide a great opportunity, to maybe, umpire at a higher level than they were capable of playing.

In 2018 we had two ex-players decide to have a go at umpiring, Arron Knezevic and Grant Foulkes with both men umpiring senior WRFL football in their first season.

Arron set a new benchmark by umpiring his first Division 1 Senior game after nine games in season 2018. The reason for this rapid rise is that having played he had an excellent feel for the game, being able to read the play and having a realistic understanding of the rules. We needed to coach Arron and Grant in the skills of umpiring and to their credit, took on all advice and worked hard to develop the skills required to umpire senior football. It was through the support of the experienced umpires that allowed, both Arron and Grant, to have such a successful start to their umpiring careers.

The other great success for season 2018 was the introduction of communication devices. This allowed umpires to talk and hear each other during game time. It also allowed coaches to talk to umpires to provide real time coaching either from the sideline or whilst umpiring with a less experienced umpire.

A coaching team with years of experience supports the WRFL umpires, including VFL and AFL experience.

Paul DiMartino, an ex-VFL Umpire, expanded his role as the Senior Field Umpires Coach in 2018 and continues to have a significant impact on the group. Paul continues to work with the umpires to further develop their skill base by running numerous Thursday night skill sessions, supported by video reviews of Division 1 games and season reviews.

Geoff Tressider and Steve Sutton have enormous experience in the WRFL and whilst they still umpire in a supporting role, they provide constructive feedback to umpires, across a range of games, essential in developing the umpire's skill level.

Brett Cryer continues to bring his VFL experience to the group whilst Peter Howe continues to support the WRFL in a similar role. The field umpires in the WRFL are very fortunate to have such quality coaches able to assist in their development.

Maree Wilke, Senior Boundary Coach, continues to develop our boundary umpires with the support of Craig Gurrie, as assistant boundary coach. Together they are at training every Tuesday and Thursday night

working with the boundaries to improve their skills and fitness.

Graeme Hodgart, senior goal umpires coach, continues to develop his panel. Graeme's work with the Academy Umpires is testament to his dedication to the goal umpires in the WRFL. Rod Davies and Leo Keating continue to support Graeme with Rod also overseeing the new academy at Emmanuel College, Point Cook.

The junior umpires are coached at both the Emmanuel College and MacKillop College academies. Thanks to Phil Stone and Rob Hill at Emmanuel, working with Rod Davies whilst at MacKillop College, the team consists of Mathew Westgarth, Shamus Dundon, Tom Harrison, Noah Piggott, Richard Watt, Henry Strzdala, Michael Dillon and Graeme Hodgart.

Bruce Pain again took on the role of junior coach and provided excellent feedback and support for the junior umpires. Bob Taylor continued to assist in his junior role and widened his role in 2018, providing video for junior umpires.

Rene van Kuyk continues to be my greatest support, overseeing the appointments, phone calls and logistics throughout the season. He continues to umpire and observe, showing the dedication he has for the WRFL umpiring group.

The WRFL Umpires Association took on a new look in 2018 with new president Steve Sutton taking over from long standing present Henry McFerran.

Finally, I would like to thank the WRFL Board and management, led by Meredith Angwin, who are a great support to the umpiring team and myself. CEO Matthew Duck, Adam Sparrow and Stephanie Zerowsky, with the WRFL administration team, have had an outstanding season. The WRFL will continue to grow under their excellent leadership.

I look forward to season 2019 and the opportunity to further develop the great relationships with all involved in the WRFL.

Mark Westgarth
Director of Umpiring



RAMS Division 1 Grand Final Umpires. Picture: LOCAL LEGENDS PHOTOGRAPHY

TRIBUNAL REPORT

ADRIAN NOBLE



The Tribunal started the year with the retirement of two stalwarts – Dale Sayner and Rod Evans. Both Dale and Rod have made valuable contributions to the Tribunal and the WRFL overall. Both are life members and have left a footprint in the WRFL that many, including myself aspire to maintain.

Paul Majda returned to the Tribunal panel after a couple of years in the Northern Territory. In 2019, Michael McNamara will leave the Tribunal after 11 years to pursue other interests. Michael's expertise and knowledge has been greatly appreciated, and he will be missed.

A special thanks to the Tribunal of 2018.

- Michael McNamara (Deputy Chair)
- Jim Simmonds
- Darren Mayne
- Frank Plata
- Angela Coulson
- Donna Watson
- Paul Majda

- Rene Van Kuyk (Tribunal Secretary)
- Their dedication of time and efforts are greatly appreciated by the WRFL.

There were 2405 games played across the whole of the WRFL this season. There was a total of 133 charges laid (set penalties and tribunal appearances). Players, officials and/or spectators were suspended for 288 weeks (with 22 weeks wholly suspended) and 9 reprimands were issued.

A disappointing fact is that of the 288 weeks imposed, 84 weeks (29%) related to suspensions given to four spectators for incidents that occurred in two junior games. It is disappointing, because the actions of four spectators have overshadowed an otherwise good year from a disciplinary perspective.

There were 190 junior boys' teams that played during 2018. Of those teams, 10% played in the Under 17 boys' competitions. There were suspensions of 75 weeks imposed, of which 10% of the junior competition (Under 17 boys) received 48%

of the penalties imposed.

Striking or attempting to strike was the most common offence (34.5%).

Engaging in a melee represented 13.5%.

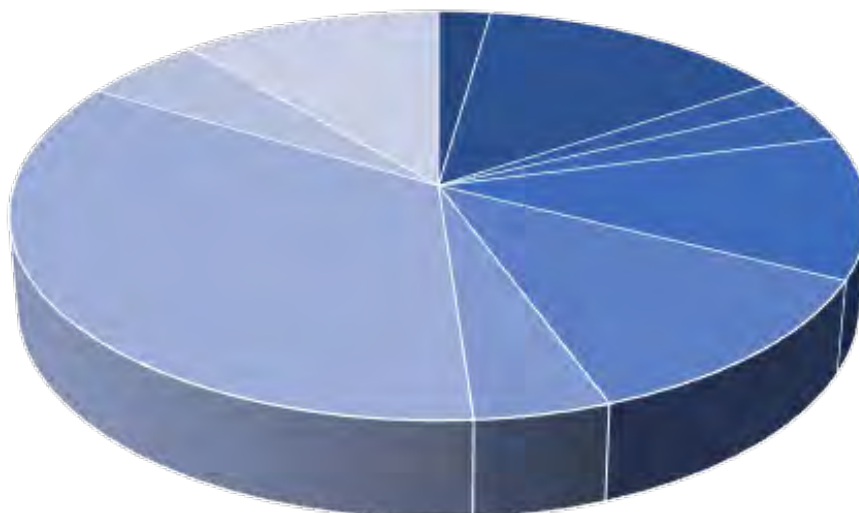
Umpire related offences represented 13.5%.

HIGHLIGHTS

- Six compulsory Tribunal Advocate Induction Sessions were held prior to the start of 2018.
- 72 officials from every club (32 Clubs and Umpires) attended the Tribunal Advocate Induction Sessions.
- Each Advocate was issued with an Advocate Card that is valid for three years.
- Michael and I attended Tribunal hearings at two other leagues. Although there are some small differences between us all, it is fair to say that we are doing things well and the WRFL Tribunal is in good shape.
- Of all the Senior teams, Braybrook and Tarneit did not have one report whilst Altona, Spotswood, Sunshine and Yarraville Seddon had only one report across all teams in the senior and junior divisions.

Adrian Noble
Tribunal Chairman

CHARGES



- | | |
|--|--|
| ■ Attempting or making Contact with an Umpire | ■ Misconduct – Abuse, Attempting to bite, Charging, Intent to Harm, Kneeing, Rough Conduct, Time Wasting and |
| ■ Engaging in a Mêlée | ■ Misconduct – Spectators and Club |
| ■ Tribunal – Failure to attend Tribunal, inadequate written evidence, misleading evidence | ■ Striking and/or attempting to strike |
| ■ Head butting | ■ Using abusive, insulting, threatening or obscene language |
| ■ Other – Tripping, Kicking, Spitting, throwing a player when out of play, disputing Umpire's decision, entering the field of play, failing to leave the field of play | ■ Using language or behaving in a manner that is abusive, insulting, threatening or obscene towards or in relation to an umpire. |



A WRFL Umpire is poised to throw the ball in during a WRFL Senior match. Picture: LOCAL LEGENDS PHOTOGRAPHY



MEDIA REPORT

KRISTEN ALEBAKIS

This season was a year of innovation and significant growth for the Western Region Football League's digital platforms.

League supporters were provided with increased football coverage across all social channels and for the first time the WRFL Media team also covered the inaugural Victoria University Netball competition, which expanded our social reach.

My aim is for the WRFL and all its clubs to have the best and most comprehensive media coverage of any other league in the state and this year we took big steps in achieving that.

The demand for football and now netball news continues to rise each season, so this year one of the goals for the WRFL Media team was to cater for the growing needs of supporters while embracing new and innovative ways to connect with supporters.

On the eve of the season the WRFL unveiled a new website. The new state of the art site is a result of months of work in collaboration with Sports TG.

wrfl.com.au has been revamped and revitalised, with added features highlighting the WRFL's videos, images and social channels.

The process to upgrade the website was a lengthy one, however it was all worth it, with the end result offering all league stakeholders with a one-stop-shop of all things WRFL.

Before the season began, we hosted the league's annual Senior Media Day, which grew even bigger in 2018.

Senior Men's and Women's players and coaches were invited to attend the day, which involved two photography and two video stations. The content gathered from the sessions proved invaluable.

Following the success of the Senior Media Day, we also introduced a Junior Media Day, inviting the leagues youngest stars to show off their talents on the media stage.

The Day was a chance to involve the juniors in several video initiatives, including the Sockit2MND campaign the WRFL was involved with, encouraging our clubs to throw their support behind Fight MND's fundraiser.

The increased volume of videos and graphics on the WRFL's Instagram and Facebook pages in particular attracted more followers of the league as well as engaged more people than ever before.

The WRFL's Instagram page had significant growth in the past 12 months, with a 36% increase in followers. The page also became the most followed Community Football League on Instagram in metropolitan Melbourne.

One of the most innovative features of the WRFL Instagram account was the Instagram Takeovers, which saw the league hand the reins to 18 teams, as they took over the WRFL account for a night.

This was an opportunity for clubs to have some fun on Instagram by showing supporters some of the characters of the game as well as attract some new followers to their own clubs.

Clubs previewed weekend matches, spoke with coaches about their goals for the season and we also got to experience game day from a players perspective, which is a first for community football.

On Facebook, the WRFL increased its followers by 11.2%, with more than 10,500 followers engaging with the league.

The page also had more than 326,000 video views, with various video shows produced in the past 12 months. These included, WRFL TV, Icon Series, the Inner Sanctum, Weekend Preview, Quick Hands, Best Plays, The Great WRFL Quiz, WRFL Insider and the WRFL Trailblazer series.

The Inner Sanctum Series was another first for the league. The seven part series gave viewers a behind the scenes look at what happens on game day.

The show featured an umpire, Shamus Dundon, junior footballers Nicholas Boicos

and Madison Saliba, Interleague coach Jessie Chester, Under 17 coach Darren Ryan, Sunshine's senior coaching panel and Senior Women's footballer Emily Duffy.

Each show was unique as each person shared their footy stories. They shared their respective goals and gave the audience a better understanding as to why they umpire, coach and play footy.

This series was a great success and something we would look to do again in 2019.

The league wouldn't have been able to reach these milestones without the help of a team of dedicated volunteers.

Thank you to Sarah Gukanovic for her ongoing support and friendship in 2018. Her dedication, creativity and talent is first class. The WRFL is very fortunate to have her involved in creating high quality and entertaining videos for you to enjoy.

Thank you to Jess Mackey, Connor Pain, Rhys Woosnam, Nick Boylan, James Oruba, Cody Bench and Belinda Vitacca for their support. I thank them for their outstanding contributions as reporters and photographers this season.

To the new look WRFL Radio Team, which included Peppe Cavaleri, Andrew Wilson, Cade Lucas and Gary Turner, you all constantly delivered a professional and entertaining call, giving the people of Melbourne's west in-depth analysis and live scores every weekend on 88.9 WYN FM.

The crew gave listeners excellent live play-by-play calls of the Match of the Day and around the grounds updates throughout the broadcast.

Peppe and Andrew also took over the Friday Night Lights WRFL Preview show, where they previewed every senior game and spoke with coaches and players about the weekend ahead.

Thank you also goes to 88.9 WYN FM and Krume Sazdovski for his commitment to set-up the radio caravan at WRFL venues across the west each week.

Local Legends Photography again provided outstanding photographic coverage of the WRFL Senior, Junior and Netball competitions this year. Thank you to Darrell Jones and his team for spending countless amount of hours behind the lens and in-front of the computer editing images that in turn bring our league to life.

I would also like to thank my colleagues in the WRFL office for their guidance throughout the year, the executive board, as well as our clubs, players, coaches and umpires for their support provided to the media team in 2018.

We can't wait to showcase why the west is truly best next season.

Kristen Alebakis
Media and Communications Manager



Point Cook young guns being interviewed at the inaugural Junior Media Day. Picture: KRISTEN ALEBAKIS



DIVISION 1

DIVISION 1 LADDERS & RESULTS

RAMS DIVISION 1 SENIORS LADDER

TEAM	P	W	L	D	%	PTS
Altona	18	15	3	0	163.04	60
Deer Park	18	14	4	0	218.97	56
Hoppers Crossing	18	13	4	1	141.39	54
Spotswood	18	13	5	0	136.04	52
Werribee Districts	18	12	4	2	123.72	52
Sunshine	18	9	8	1	103.13	38
St Albans	18	4	14	0	76.2	16
Caroline Springs	18	4	14	0	68.38	16
Albion	18	3	15	0	52.81	12
Wyndhamvale	18	1	17	0	41.94	4

FINALS SERIES

Qualifying Final: Deer Park 13.7. (85) def. Hoppers Crossing 5.7. (37)

Elimination Final: Spotswood 16.8. (104) def. Werribee Districts 11.15. (81)

Semi Final 2: Deer Park 16.12. (108) def. Altona 8.7. (55)

Semi Final 1: Hoppers Crossing 7.8. (50) def. Spotswood 6.11. (47)

Preliminary Final: Hoppers Crossing 3.12. (30) def. Altona 3.9. (27)

GRAND FINAL RESULT

Deer Park 2.5, 5.9, 9.14, 12.17 **(89)**
Hoppers Crossing 2.0, 4.3, 5.4, 6.7 **(43)**

GOALS

Deer Park: J. Wong 4, M. Galea 2, C. Stewart 2, P. Bower 1, J. Condos 1, J. Purton-Smith 1, J. Perkins 1

Hoppers Crossing: R. Kitchen 2, A. Brown 1, B. Houlihan 1, L. McMahon 1, D. Strnak 1.

BEST

Deer Park: C. Stewart, J. McKenzie, K. McHarg, P. Bower, J. Wong, J. Kennedy.

Hoppers Crossing: A. Brown, B. Houlihan, C. Endres, D. Nielsen, M. Walson, K. Galley.

HERB PASCARL MEDALIST

Chris Stewart, Deer Park

RAMS DIVISION 1 RESERVES LADDER

TEAM	P	W	L	D	%	PTS
Altona	18	17	1	0	444.68	68
Caroline Springs	18	15	3	0	228.12	60
Deer Park	18	14	4	0	308.1	56
Werribee Districts	18	11	7	0	106.4	44
Hoppers Crossing	18	10	8	0	113.4	40
Spotswood	18	9	9	0	95.98	36
Sunshine	18	8	10	0	87.62	32
St Albans	18	4	14	0	58.69	16
Albion	18	2	16	0	41.61	8
Wyndhamvale	18	0	18	0	15.91	0

FINALS SERIES

Qualifying Final: Caroline Springs 7.6. (48) def. Deer Park 5.8. (38)

Elimination Final: Werribee Districts 18.12. (120) def. Hoppers Crossing 9.10. (64)

Semi Final 2: Caroline Springs 10.7. (67) def. Altona 9.8. (62)

Semi Final 1: Deer Park 10.11. (71) def. Werribee Districts 7.9. (51)

Preliminary Final: Altona 8.6. (54) def. Deer Park 7.11. (53)

GRAND FINAL RESULT

Altona 3.2, 3.6, 6.8, 11.8 **(74)**
Caroline Springs 1.2, 2.6, 5.7, 6.9 **(45)**

GOALS

Altona: S. Collis 3, K. Blake 3, S. Tighe 1, W. Ward 1, S. Tonna 1, J. Menadue 1, J. Haddara 1

Caroline Springs: J. Lambley 2, D. Backus 2, B. Gill 1, C. Bestall 1

BEST

Altona: K. Blake, J. Reynolds, N. Leslie, S. Collis, M. Dean, S. Tonna.

Caroline Springs: D. Backus, J. Brook, A. Brook, S. Maitland, J. Lambley, C. Bestall

BEST ON GROUND MEDALIST

Kyle Blake, Altona

TIV UNDER 19 LADDER

TEAM	P	W	L	D	%	PTS
Altona	15	13	2	0	263.18	52
Hoppers Crossing	15	11	4	0	162.96	44
Caroline Springs	14	9	5	0	193.57	36
Werribee Districts	15	6	9	0	110.96	24
Point Cook	14	0	14	0	23.22	4

FINALS SERIES

Qualifying Final: Hoppers Crossing 10.12. (72) def. Caroline Springs 10.5. (65)

Elimination Final: Werribee Districts 28.23. (191) def. Point Cook 2.1. (13)

Semi Final 2: Hoppers Crossing 13.20. (98) def. Altona 7.9. (51)

Semi Final 1: Caroline Springs 10.13. (73) def. Werribee Districts 7.9. (51)

Preliminary Final: Altona 8.6. (54) Caroline Springs 5.5. (35)

GRAND FINAL RESULT

Altona 0.0, 3.3, 4.4, 8.7 **(55)**
Hoppers Crossing 4.0, 4.0, 5.1, 6.4 **(40)**

GOALS

Altona: D. Pantalleresco 3, J. Papachatzakis 3, T. Roache 1, C. Sarikonda 1.

Hoppers Crossing: R. Boys 1, K. Bistisi 1, R. McGaw 1, B. Freeman 1, L. Grant 1, R. Vesty 1.

BEST

Altona: J. Papachatzakis, Z. Santullo, C. Sarikonda, L. Goodland, T. Langham, B. Searle.

Hoppers Crossing: C. Enever, J. Xuereb, A. Tiricola, O. Brett, B. Freeman, H. Holmes.

BEST ON GROUND MEDALIST

Jack Papachatzakis, Altona

DIVISION 1 PREMIERS



RAMS DIVISION 1 SENIORS – DEER PARK Captain: Jack Purton-Smith Coach: Marc Bullen

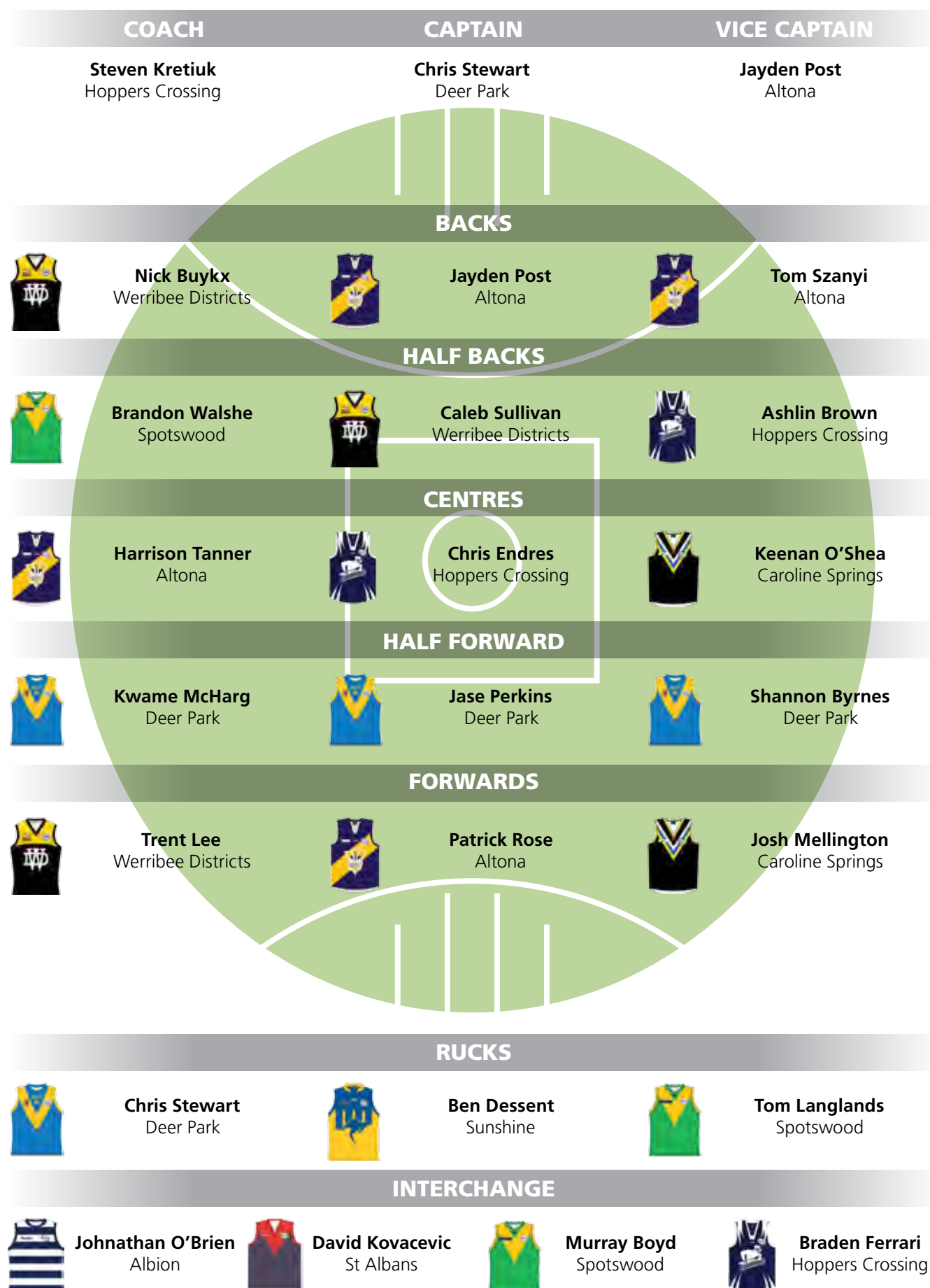


RAMS DIVISION 1 RESERVES – ALTONA Captains: Heath Rafferty, Billy Ward, David Buysen Coach: Ian Fox



TIV UNDER 19s – ALTONA Captains: Bailey Johnson, Brody Searle Coach: Dean Callaway

DIVISION 1 TEAM OF THE YEAR



DIVISION 2



DIVISION 2 LADDERS & RESULTS

DIVISION 2 SENIORS LADDER

TEAM	P	W	L	D	%	PTS
Yarraville Seddon Eagles	18	17	0	1	278.5	70
Point Cook	18	14	3	1	156.03	58
North Footscray	18	10	8	0	113.89	40
Parkside	18	9	9	0	96.02	36
Manor Lakes	18	8	10	0	91.95	32
Newport Power	18	6	12	0	80.01	24
West Footscray	18	5	13	0	76.88	20
Albanvale	18	2	16	0	45.53	8

FINALS SERIES

Semi Final 2: Yarraville Seddon Eagles 10.14. (74) def. Point Cook 6.10. (46)

Semi Final 1: Parkside 10.8. (68) def. North Footscray 7.13. (55)

Preliminary Final: Point Cook 15.18. (108) def. Parkside 3.7. (25)

GRAND FINAL RESULT

Point Cook 3.6, 6.7, 8.13, 9.14 **(68)**
Yarraville Seddon Eagles 1.3, 4.9, 7.9, 8.13 **(61)**

GOALS

Point Cook: K. Heberle 3, A. Grigg 2, A. Auciello 1, A. Robinson 1, M. Poland 1, J. Dwyer 1.

Yarraville Seddon Eagles: M. Taylor 2, M. Tsaloukis 1, L. Parsons 1, J. Varsamakis 1, J. Hargreaves 1, L. Longmire 1, E. Ford 1.

BEST

Point Cook: M. Poland, J. Lampi, T. Caulfield, N. Weir, A. Robinson, A. Grigg.

Yarraville Seddon Eagles: M. Tsaloukis, C. Smillie, M. Wright, M. Angove, N. Tsaloukis, T. Raymond.

REX SWANN MEDALIST

Jessi Lampi, Point Cook

DIVISION 2 RESERVES LADDER

TEAM	P	W	L	D	%	PTS
Yarraville Seddon Eagles	18	14	4	0	0	234.35
Point Cook	18	13	5	0	0	172.9
North Footscray	18	12	6	0	0	183.7
Parkside	18	12	6	0	0	161.72
Manor Lakes	18	12	6	0	0	138.64
Newport Power	18	5	13	0	0	74.2
Albanvale	18	4	14	0	0	46.35
West Footscray	18	0	18	0	0	19.33

FINALS SERIES

Semi Final 2: Point Cook 7.9. (51) def. Yarraville Seddon Eagles 7.7. (49)

Semi Final 1: Parkside 9.8. (62) def. North Footscray 8.7. (55)

Preliminary Final: Yarraville Seddon Eagles 13.8. (86) def. Parkside 5.6. (36)

GRAND FINAL RESULT

Yarraville Seddon Eagles 2.2, 5.5, 9.9, 10.13 **(73)**
Point Cook 1.1, 2.4, 3.5, 3.8 **(26)**

GOALS

Yarraville Seddon Eagles: C. Salvador 3, S. Krakouer 2, J. Di Pretoro 2, A. Kaddour 1, C. Topalidis 1, R. Mathieson 1.

Point Cook: C. D'Altera 2, M. Harmer 1.

BEST

Yarraville Seddon Eagles: J. Rycroft, T. Webster, S. Krakouer, J. Collins, A. Disney, J. Baker.

Point Cook: J. Thomas, J. Elleman, M. Harmer, P. Butler, B. Cox, J. Borg.

BEST ON GROUND MEDALIST

Jake Rycroft, Yarraville Seddon Eagles

DIVISION 2 PREMIERS

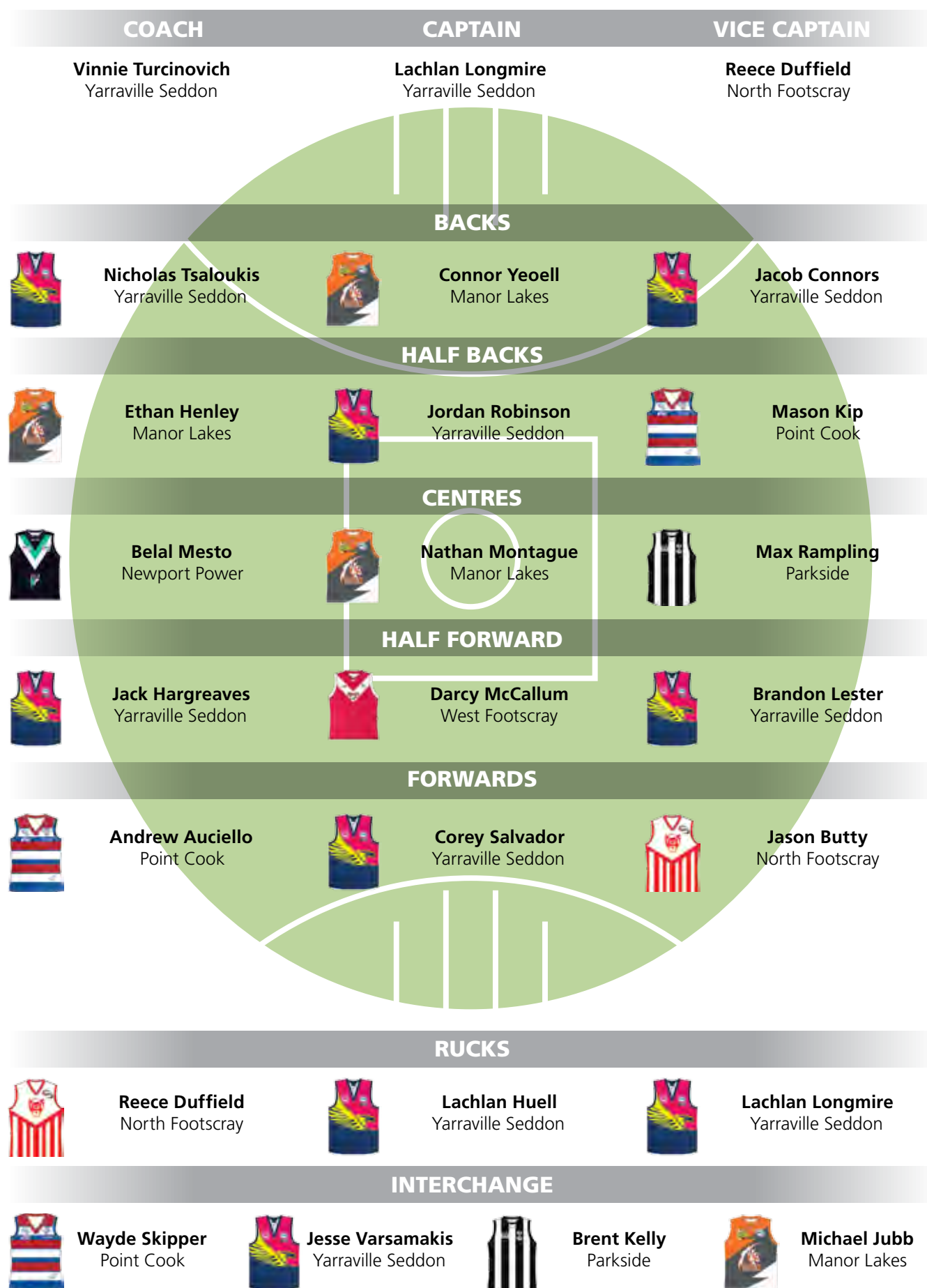


DIVISION 2 SENIORS – POINT COOK Captains: Mason Kip Coach: Ian Denny



DIVISION 2 RESERVES – YARRAVILLE SEDDON EAGLES Captain: Shane Williams Coach: Peter Lazzaro

DIVISION 2 TEAM OF THE YEAR





DIVISION 3

DIVISION 3 LADDERS & RESULTS

DIVISION 3 SENIORS LADDER

TEAM	P	W	L	D	%	PTS
Point Cook Centrals	18	15	3	0	0	199.76
Tarneit	18	14	4	0	0	228.85
Wyndham Suns	18	14	4	0	0	184.19
Braybrook	18	10	8	0	0	94.5
Sunshine Heights	18	8	10	0	0	93.56
Laverton	18	5	13	0	0	68.75
Glen Orden	18	3	15	0	0	53.81
North Sunshine	18	3	15	0	0	43.31

FINALS SERIES

Semi Final 2: Point Cook Centrals 14.10. (94) def. Tarneit 12.5. (77)

Semi Final 1: Wyndham Suns 17.7. (109) def. Braybrook 9.7. (61)

Preliminary Final: Wyndham Suns 13.10. (88) def. Tarneit 8.13. (61)

GRAND FINAL RESULT

Point Cook Centrals 2.6, 3.6, 7.7, 9.11 **(65)**
Wyndham Suns 0.1, 3.2, 3.7, 5.10 **(40)**

GOALS

Point Cook Centrals: T. Huynh 2, D. Henderson 2, M. Szulc 2, L. Henderson 1, H. Grundy 1, B. Coles 1.

Wyndham Suns: D. Hovey 2, J. Stephens 1, R. Kirk 1, L. Moore 1.

BEST

Point Cook Centrals: B. Sheean, M. Szulc, K. Mayne, B. Coles, M. Andrew, J. Gatt.

Wyndham Suns: P. Tomelty, M. Ryan, L. Moore, A. Kirk, H. Iannaccone, A. Scarpino.

HENRY TURNER MEDALIST

Brent Sheean, Point Cook Centrals

DIVISION 3 RESERVES LADDER

TEAM	P	W	L	D	%	PTS
Tarneit	18	16	2	0	379.32	64
Point Cook Centrals	18	16	2	0	336.31	64
Sunshine Heights	18	11	7	0	147.72	44
Wyndham Suns	18	11	7	0	139.6	44
Laverton	18	6	12	0	62.53	24
Glen Orden	18	6	12	0	60.54	24
Braybrook	18	3	15	0	34.66	12
North Sunshine	18	3	15	0	31.5	12

FINALS SERIES

Semi Final 2: Point Cook Centrals 9.5. (59) def. Tarneit 3.12. (30)

Semi Final 1: Wyndham Suns 19.12. (126) def. Sunshine Heights 5.5. (35)

Preliminary Final: Tarneit 15.13. (103) def. Wyndham Suns 6.3. (39)

GRAND FINAL RESULT

Tarneit 0.5, 3.6, 4.7, 6.9 **(45)**
Point Cook Centrals 2.2, 3.5, 4.10, 5.14 **(44)**

GOALS

Tarneit: T. Robertson 3, J. Seduikis 1, S. Ingham 1, B. Arabit 1.

Point Cook Centrals: M. Seevers 2, A. Clayden 2, R. Gatt 1.

BEST

Tarneit: J. Baird, D. Holman, Z. Gillard, T. Cordier, B. O'Donnell, H. Hunter.

Point Cook Centrals: X. Smith, A. La Chimia, M. Seevers, J. Ebeyer, D. Colbert, R. Gatt.

BEST ON GROUND MEDALIST

Jayden Baird, Tarneit

DIVISION 3 PREMIERS

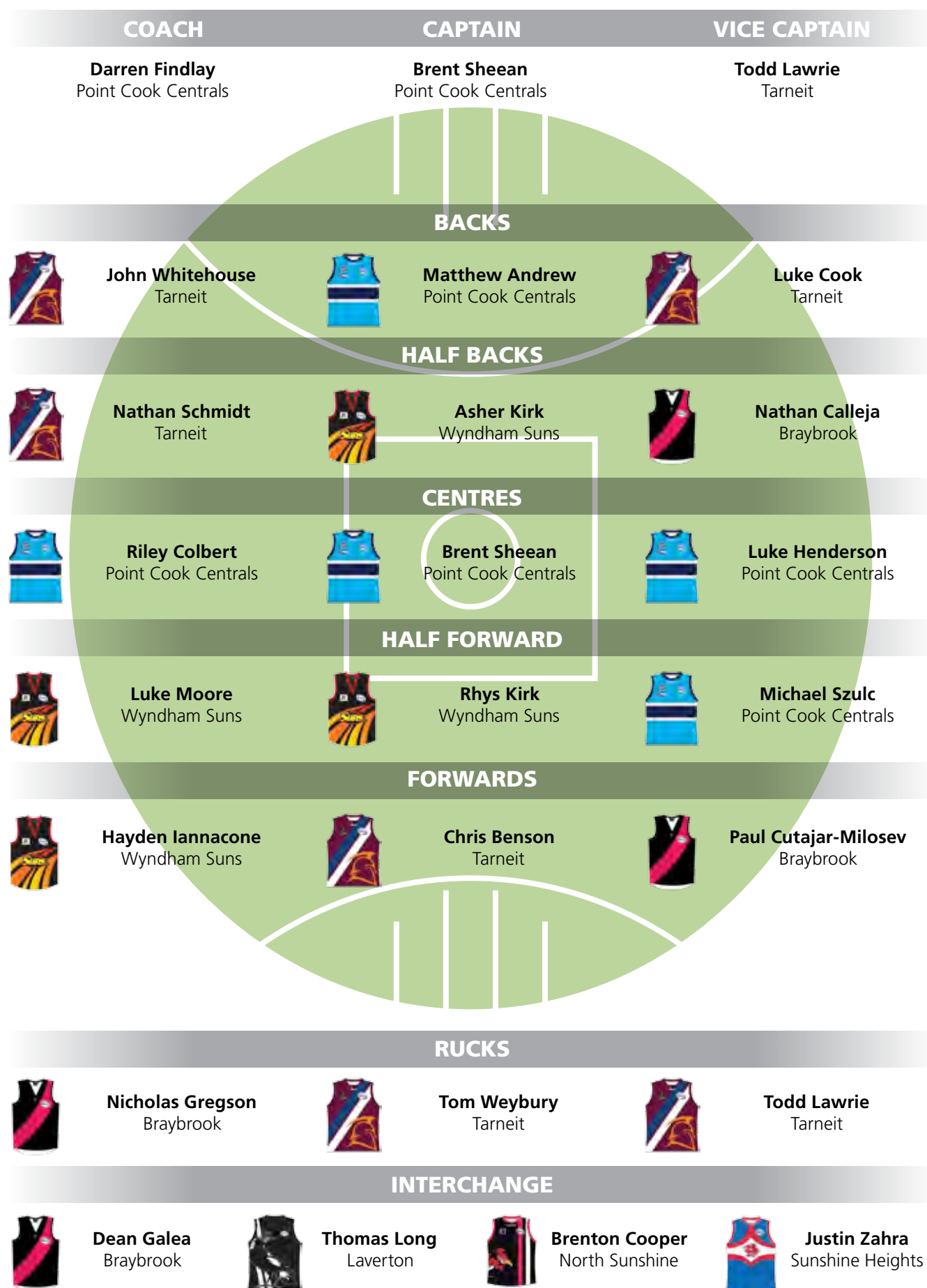


DIVISION 3 SENIORS – POINT COOK CENTRALS Captains: Luke Henderson, Jesse Bruce Coach: Darren Findlay



DIVISION 3 RESERVES – TARNEIT Captain: Reece Frost Coach: Cameron Evans

DIVISION 3 TEAM OF THE YEAR



SENIOR WOMEN



WOMEN'S LADDERS & RESULTS

VICTORIA UNIVERSITY POLYTECHNIC SENIOR WOMEN'S LADDER

TEAM	P	W	L	D	%	%WON
Manor Lakes	13	13	0	0	2708.93	100
Caroline Springs	13	11	2	0	673.22	84.62
Spotswood	13	9	4	0	220.69	69.23
Laverton	14	9	5	0	72.44	64.29
West Footscray	13	5	8	0	29.21	38.46
Werribee Centrals	14	5	9	0	38.21	35.71
Point Cook Centrals	14	4	10	0	42.69	28.57
Tarneit	13	2	11	0	30.72	15.38
North Sunshine	13	2	11	0	13.38	15.38

FINALS SERIES

Qualifying Final: Caroline Springs 6.8. (44) def. Spotswood 3.3. (21)

Elimination Final: Laverton 1.9. (15) def. West Footscray 1.5. (11)

Semi Final 2: Manor Lakes 9.13. (67) def. Caroline Springs 0.7. (7)

Semi Final 1: Spotswood 5.4. (34) def. Laverton 1.5. (11)

Preliminary Final: Caroline Springs 8.11. (59) def. Caroline Springs 1.2. (8)

GRAND FINAL RESULT

Manor Lakes 3.5, 5.7, 5.11, 8.11 **(59)**
Caroline Springs 0.2, 1.2, 1.2, 1.2 **(8)**

GOALS

Manor Lakes: G. Anderson 2, Y. Frontczak 2, R. Court 1, K. McIntosh 1, J. Paten 1, J. Robinson 1.

Caroline Springs: C. Balshaw 1.

BEST

Manor Lakes: G. Anderson, L. Newton, C. Dunshea, D. Dunshea, J. Court, J. Paten.

Caroline Springs: C. Balshaw, A. Stafford, M. Fenech, R. Swallow, A. Searle, J. Raffaele.

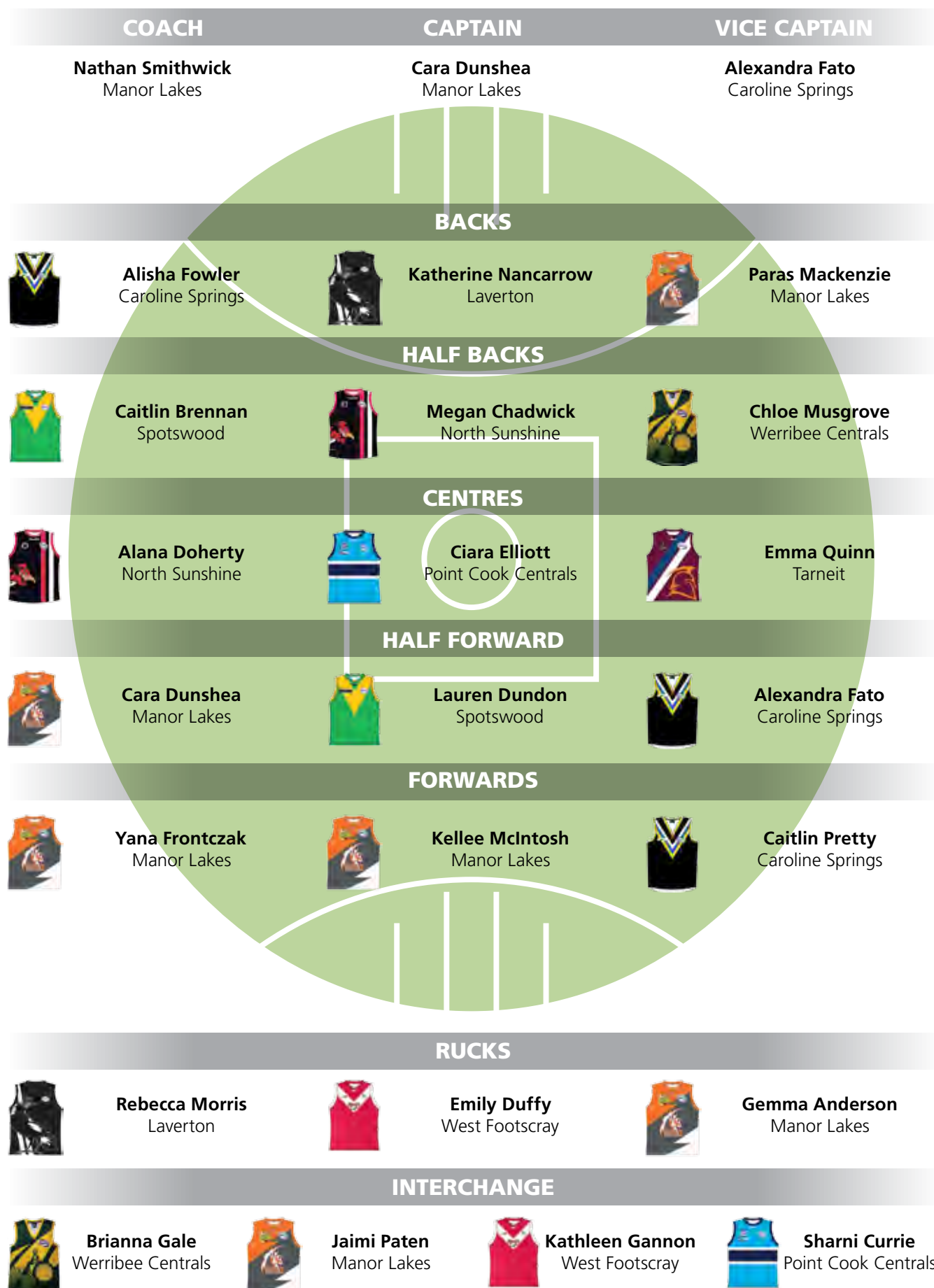
BEST ON GROUND MEDALIST

Gemma Anderson, Manor Lakes



VICTORIA UNIVERSITY POLYTECHNIC SENIOR WOMEN – MANOR LAKES Captain: Cara Dunshea Coach: Nathan Smithwick

WOMEN'S TEAM OF THE YEAR



NETBALL LADDERS & RESULTS

VICTORIA UNIVERSITY NETBALL COMPETITION LADDER

TEAM	P	W	L	D	%	PTS
Point Cook Blue	11	10	1	0	265.09	40
North Footscray Devils	11	9	2	0	176.36	36
Braybrook Red	11	9	2	0	157.62	36
Spotswood	11	8	3	0	137.5	32
Albion	11	6	5	0	103.69	24
North Footscray Red Devils	12	6	6	0	83.33	20
Point Cook Red	12	5	7	0	84.95	16
Sunshine	11	4	7	0	105.19	16
Braybrook Black	11	4	7	0	75.77	16
Glen Orden	11	1	10	0	50.91	4
Albion Cattaz	11	0	11	0	15.8	0

FINALS SERIES

Semi Final 2: Point Cook Blue 44 def. North Footscray Devils 18

Semi Final 1: Braybrook Red 37 def. Spotswood 35

Preliminary Final: Braybrook Red 35 def North Footscray Devils 33

GRAND FINAL RESULT

Point Cook Blue 47 **(47)**
Braybrook Red 13 **(13)**

BEST ON COURT MEDALIST

Jenna Goricanec, Point Cook



VICTORIA UNIVERSITY NETBALL – POINT COOK
 Captain: Jacqui McClurg Coach: Nicole Case

NETBALL TEAM OF THE YEAR

COACH

Nicole Case
Point Cook

Keilara Briggs
Albion

INTERCHANGE

Jane Goodier
Point Cook

Casey Smart
Sunshine

CENTRE

Bronnee Loy
North Footscray

GOAL KEEPER

Joanne Crozier
Point Cook

GOAL DEFENCE

Taylah Chamra
Braybrook

GOAL ATTACK

Taigen Butty
North Footscray

GOAL SHOOTER

Jenna Goricanec
Point Cook

WING DEFENCE

Sasha Pell
Spotswood

WING ATTACK

Mal Allison
Braybrook

VICTORIA UNIVERSITY NETBALL INAUGURAL TEAMS



ALBION CATTAZ



ALBION



BRAYBROOK BLACK



BRAYBROOK RED



GLEN ORDEN



NORTH FOOTSCRAY
DEVILS



NORTH FOOTSCRAY
RED DEVILS



POINT COOK BLUE



POINT COOK RED



SPOTSWOOD



SUNSHINE

PREMIERSHIP HISTORY

Division 1 Seniors

1931	Parkside
1932	Riverside
1933	Parkside
1934	West Footscray
1935	West Footscray
1936	Parkside
1937	Parkside
1938	Spotswood
1939	ICI (Deer Park)
1940	ICI (Deer Park)
1941	ICI (Deer Park)
1942	Braybrook
1943	Kingsville
1944	Braybrook
1945	Braybrook
1946	Braybrook
1947	West Footscray
1948	Parkside
1949	Parkside
1950	Seddon
1951	Parkside
1952	Braybrook
1953	Seddon
1954	Braybrook
1955	Braybrook
1956	Braybrook
1957	Parkside
1958	Spotswood
1959	F&Y Socials
1960	F&Y Socials
1961	F&Y Socials
1962	Parkside
1963	F&Y Socials
1964	Kingsville
1965	Albion
1966	St Albans
1967	Parkside
1968	Spotswood
1969	St Albans
1970	West Footscray
1971	Spotswood
1972	Spotswood
1973	Braybrook
1974	Braybrook
1975	Braybrook
1976	Seddon
1977	Spotswood
1978	North Footscray
1979	Braybrook
1980	North Footscray
1981	Parkside
1982	West Footscray

1983	North Footscray
1984	Spotswood
1985	Albion
1986	Albion
1987	Spotswood
1988	St Albans
1989	St Albans
1990	Spotswood
1991	Seddon
1992	Seddon
1993	Spotswood
1994	Deer Park
1995	Spotswood
1996	Parkside
1997	Yarraville
1998	Port Melbourne Colts
1999	Port Melbourne Colts
2000	Parkside
2001	St Albans
2002	Hoppers Crossing
2003	Parkside
2004	Hoppers Crossing
2005	Port Melbourne Colts
2006	Port Melbourne Colts
2007	Spotswood
2008	Spotswood
2009	Spotswood
2010	Albion
2011	Spotswood
2012	Altona
2013	Deer Park
2014	Deer Park
2015	Deer Park
2016	Deer Park
2017	Deer Park
2018	Deer Park

Division 1 Reserves

1967	West Footscray
1968	Albion
1969	Spotswood
1970	Albion
1971	Kingsville
1972	Parkside
1973	Parkside
1974	Braybrook
1975	Albion
1976	Albion
1977	Kingsville
1978	Braybrook
1979	Albion
1980	North Footscray
1981	Sunshine YCW

1982	Sunshine YCW
1983	Deer Park
1984	West Footscray
1985	West Footscray
1986	Sunshine YCW
1987	Sunshine YCW
1988	Albion
1989	St Albans
1990	St Albans
1991	Spotswood
1992	St Albans
1993	West Footscray
1994	Parkside
1995	Port Melbourne Colts
1996	Parkside
1997	Yarraville
1998	Port Melbourne Colts
1999	Parkside
2000	Port Melbourne Colts
2001	Spotswood
2002	Spotswood
2003	St Albans
2004	Spotswood
2005	St Albans
2006	Hoppers Crossing
2007	Hoppers Crossing
2008	Sunshine
2009	Albion
2010	Albion
2011	Sunshine
2012	Altona
2013	Altona
2014	St Albans
2015	Hoppers Crossing
2016	Hoppers Crossing
2017	Hoppers Crossing
2018	Altona

Division 2 Seniors

1934	Newells
1935	Baptists C of C
1936	Braybrook
1937	South Footscray
1938	North Footscray
1939	Victor Socials
1940	South Footscray
1941	West Footscray
1942	Kingsville
1943	Newport CYMS
1944	Spotswood
1945	Essendon Dist
1946	Essendon Dist
1947	Altona

1948	Spotswood
1949	North Footscray 6th Melb Scouts^^
1950	Maidstone
1951	Altona
1952–1985 NO COMPETITION	
1986	North Sunshine
1987	E.H.S.E.S
1988	Coburg Districts
1989	Ascot Vale
1990	Port Melbourne Colts
1991	Altona City
1992	Hoppers Crossing
1993	Braybrook
1994	Albion
1995	West Newport
1996	North Melbourne & Kensington
1997	St Albans
1998	Seddon/Yarraville
1999	Braybrook
2000	Yarraville
2001	Seddon/Yarraville
2002	Kensington Hill Hammerheads
2003	North Sunshine
2004	Altona
2005	Altona
2006	Glenorden
2007	West Footscray
2008	Sunshine Heights
2009	Deer Park
2010	North Footscray
2011	Deer Park
2012	Yarraville Seddon Eagles
2013	Glen Orden
2014	Parkside
2015	Wyndhamvale
2016	Caroline Springs
2017	North Footscray
2018	Point Cook

^^ Division Two (Section Two)
competition conducted

Division 2 Reserves

1986	Seddon
1987	East Brunswick
1988	Central Altona
1989	Ascot Vale
1990	North Sunshine
1991	Sunshine Heights
1992	Hoppers Crossing
1993	Central Altona

PREMIERSHIP HISTORY

Division 2 Reserves (cont.)

1994	Sunshine YCW
1995	Sunshine YCW
1996	North Melbourne & Kensington
1997	St Albans
1998	North Footscray
1999	North Footscray
2000	North Sunshine
2001	North Footscray
2002	North Footscray
2003	Glenorden
2004	Glenorden
2005	Altona
2006	Glenorden
2007	West Footscray
2008	North Footscray
2009	Parkside
2010	Albanvale
2011	Parkside
2012	Yarraville Seddon Eagles
2013	Parkside
2014	Wyndhamvale
2015	West Footscray
2016	Yarraville Seddon Eagles
2017	Yarraville Seddon Eagles
2018	Yarraville Seddon Eagles

Division 3 Seniors

1988	Sunshine Heights
1989	Laverton
1990	Braybrook
1991	Wembley Park
1992	Glenorden
1993	North Melbourne & Kensington
1994	Flemington
1995	Newport
1996	West Newport
1997	Braybrook
1998	Sunshine Heights
1999–2013	NO COMPETITION
2014	Braybrook
2015	Albanvale
2016	Newport Power
2017	Parkside
2018	Point Cook Centrals

Division 3 Reserves

1988	Sandridge
1989	RAAF Laverton

1990	A.N.B.Y
1991	Wyndhamvale
1992	Glenorden
1993	Newport
1994	Laverton
1995	Albanvale
1996	Werribee Amateurs
1997	Albanvale
1998	Flemington
1999–2013	NO COMPETITION
2014	Sanctuary Lakes
2015	Wyndham Suns
2016	Parkside
2017	Parkside
2018	Tarneit

A3 (Open Age)

1978	KYMCA
1979	Kensington
1980	KYMCA
1981	Spotswood
1982	Sunshine YCW
1983	Old Essendon Grammar
1984	E.H.S.E.S
1985	Port Melbourne Colts
1986	NO COMPETITION
1987	Seddon
1988	St Albans
1989	St Albans
1990	St Albans
1991	St Albans
1992	St Albans
1993	St Albans
1994	Albion
1995	St Albans

A4 (Open Age)

1983	Braybrook
1984	Port Melbourne Colts
1985	Port Melbourne Colts

A5 (Open Age)

1985	Sunshine YCW
------	--------------

Under 19 Division 1

2016	Deer Park
2017	Altona
2018	Altona

Under 19 Division 2

2016	Newport Power
2017–2018	NO COMPETITION

Under 18 Division 1

1936	North Footscray
1937	North Footscray
1938	West Footscray
1939	North Footscray
1940	West Footscray
1941	Spotswood
1942	Braybrook
1943	West Footscray
1944	West Footscray
1945	West Footscray
1946	Spotswood
1947	West Footscray
1948	Newport
1949	Spotswood
1950	Spotswood
1951	Spotswood
1952	Braybrook
1953	West Footscray
1954	West Footscray
1955	West Footscray
1956	West Footscray
1957	Sunshine
1958	Kingsville
1959	Braybrook
1960	Braybrook
1961	Braybrook
1962	F&Y Socials
1963	West Footscray
1964	Spotswood
1965	Spotswood
1966	Spotswood
1967	Spotswood
1968	Seddon
1969	Braybrook
1970	Braybrook
1971	Spotswood
1991	Spotswood
1992	Albion
1993	Sunshine YCW
1994	Hoppers Crossing
1995	Port Melbourne Colts
1996	Port Melbourne Colts
1997	Werribee Juniors
1998	Werribee Juniors
1999	Werribee Juniors
2000	Werribee Juniors
2001	Spotswood
2002	Spotswood
2003	Spotswood
2004	Spotswood
2005	Werribee Juniors
2006	Williamstown Juniors

2007	Altona
2008	Werribee Juniors
2009	Werribee Juniors
2010	Hoppers Crossing
2011	Hoppers Crossing
2012	Hoppers Crossing
2013	Hoppers Crossing
2014	Spotswood
2015	Spotswood
2016–2018	NO COMPETITION

Under 18 Division 2

1993	Newport
1994	Seddon
1995	East Brunswick
1996–2004	NO COMPETITION
2005	North Footscray
2006	Albanvale
2007	Altona
2008	Werribee Juniors
2009	Albion
2010	St Albans
2011	Point Cook
2012	Hoppers Crossing
2013	Glen Orden
2014	Werribee Districts
2015	Newport Power
2016–2018	NO COMPETITION

Under 18 Division 3

1988	Yarraville Boys
1989	A.N.B.Y
1990–2007	NO COMPETITION
2008	Parkside
2009–2018	NO COMPETITION

Senior Women

2017	Keilor*
2018	Manor Lakes*

WESTERN REGION FOOTBALL LEAGUE



WRFL OFFICE
Level 1 Whitten Oval,
417 Barkly St
FOOTSCRAY WEST



ALBANVALE
Robert Bruce Reserve
Gould Street
DEER PARK



ALBION
JR Parsons Reserve
Cnr. Stanford & Wright Streets
SUNSHINE



ALTONA
Grant Reserve
Sugar Gum Drive
ALTONA



ALTONA JUNIORS
Grant Reserve
Sugar Gum Drive
ALTONA



BRAYBROOK
Pennell Reserve
Cnr. Cramwell & Burke Streets
BRAYBROOK



CAROLINE SPRINGS
Town Centre Oval
The Crossing
CAROLINE SPRINGS



DEER PARK
Deer Park Sports Oval
Hume Street
DEER PARK



FLEMINGTON JUNIORS
JJ Holland Park
Kensington Rd
KENSINGTON



GLEN ORDEN
Heathdale Oval
Cnr. Nightingale & Kookaburra Ave
WERRIBEE



HOPPERS CROSSING
Hogans Road Reserve
Hogans Road
HOPPERS CROSSING



LAVERTON MAGPIES
Laverton Park
Cnr. Merton St & Hall Avenue
ALTONA MEADOWS



MANOR LAKES
Howqua Road Reserve
Howqua Road
MANOR LAKES



MELBOURNE UNIVERSITY WOMEN'S
JJ Holland Park
Kensington Rd
KENSINGTON



NEWPORT POWER
Bryan Martyn Oval
Market Street
NEWPORT



NORTH FOOTSCRAY
Hansen Reserve
Roberts Street
WEST FOOTSCRAY



NORTH SUNSHINE
Dempster Park
Phoenix Street
NORTH SUNSHINE



PARKSIDE
Merv Hughes Oval
Farnsworth Avenue
FOOTSCRAY



P.E.G.S.
Penleigh & Essendon Grammar
Wright Street
KEILOR PARK



POINT COOK
Saltwater Reserve
Saltwater Promenade
POINT COOK



POINT COOK CENTRALS
Featherbrook Reserve
Windsor Drive
POINT COOK



SPOTSWOOD
McLean Reserve
The Avenue
SPOTSWOOD



ST. ALBANS
Kings Park Reserve
Gillespie Road
ST ALBANS



ST. BERNARDS
St Bernards College
Beryl Street
WEST ESSENDON



SUNSHINE
Kinder Smith Reserve
Lily Street
BRAYBROOK



SUNSHINE HEIGHTS
Ainsworth Reserve
Cnr. Glengala Rd & Vernon Cres
WEST SUNSHINE



TARNEIT
Wootten Rd Reserve
Wootten Road
TARNEIT



WERRIBEE CENTRALS
Galvin Park
Shaws Road
WERRIBEE



WERRIBEE DISTRICTS
Soldiers Reserve
Cnr. College & Duncans Rd
WERRIBEE



WEST FOOTSCRAY
Shorten Reserve
Cnr. Market & Essex Streets
WEST FOOTSCRAY



WILLIAMSTOWN JUNIORS
Bayside College
Bayview Street
WILLIAMSTOWN



WYNDHAM SUNS
Goddard St Reserve,
Cnr Penrose Prm. & Goddard St,
TARNEIT



WYNDHAMVALE
Wyndhamvale South Oval
Black Forest Road
WYNDHAMVALE



YARRAVILLE SEDDON EAGLES
Yarraville Football Ground
Williamstown Road
YARRAVILLE

MELTON

Rockbank

Eynesbury

Tarneit

Manor
Lakes

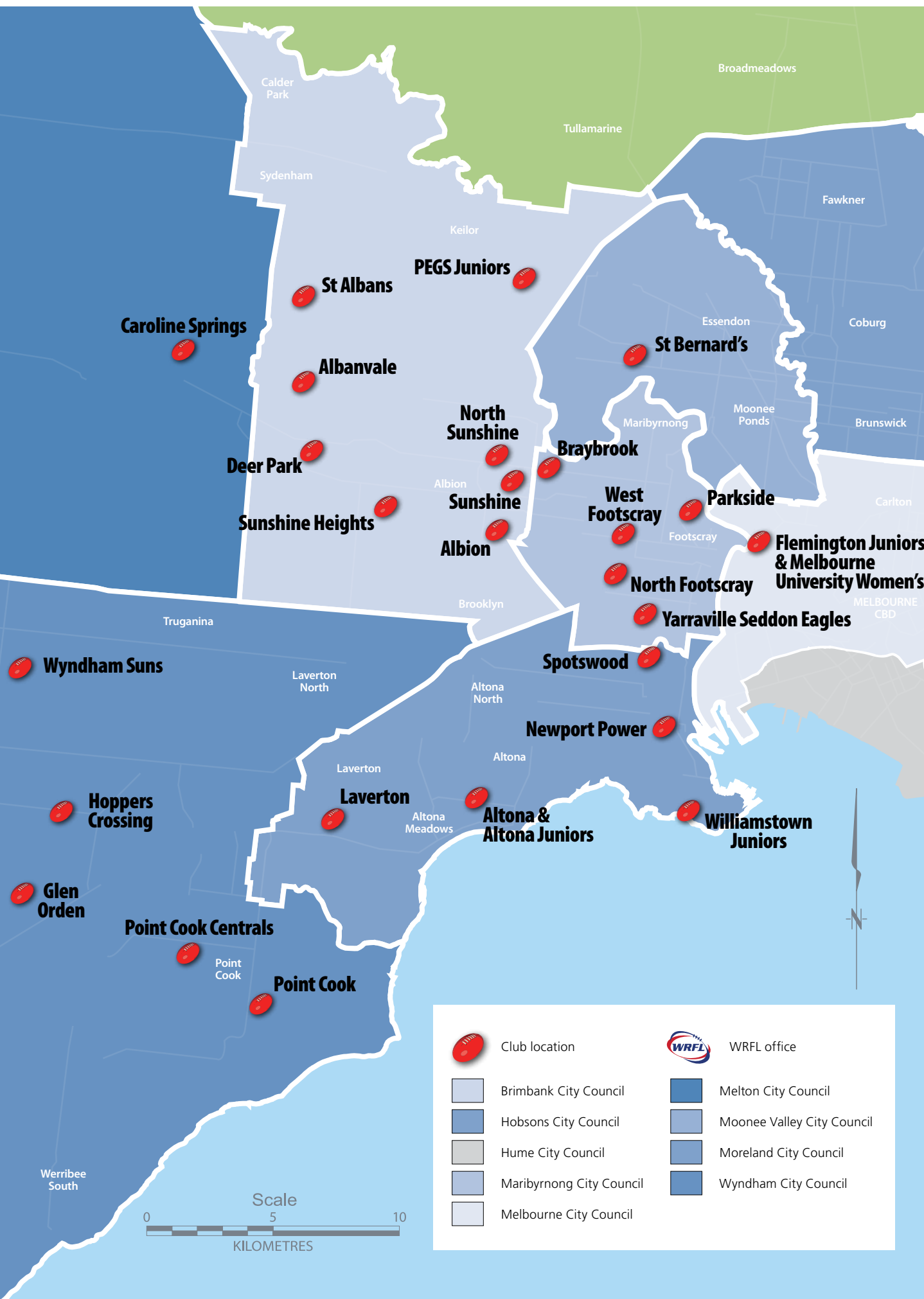
Werribee
Centrals

WERRIBEE

Wyndhamvale

Werribee
Districts

Little
River



JUNIOR GRAND FINALS

WERRIBEE FOOTBALL CLUB UNDER 18 GIRLS

TEAM	P	W	L	D	%	%WON
Spotswood 1	13	13	0	0	1004.55	100
Wyndhamvale	12	9	3	0	333.77	75
Melbourne University	13	9	4	0	270.63	69.23
Werribee Districts	13	8	5	0	205.46	61.54
Spotswood 2	12	6	5	1	108.55	54.17
Point Cook	12	4	8	0	101.94	33.33
Caroline Springs	12	4	8	0	34.34	33.33
Albion	12	1	10	1	9.95	12.5
Yarraville Seddon Eagles	13	1	12	0	8.13	7.69

Spotswood 1 6.1, 9.3, 10.5, 11.6 **(72)**
Werribee Districts 0.0, 0.1, 0.1, 0.2 **(2)**

GOALS

Spotswood 1: C. Abrahams 3, I. Pritchard 3, S. Georgas 2, I. Grant 1, T. Wright 1, C. Weston-Sirett 1.

BEST

Spotswood 1: I. Grant, I. Pritchard, M. Mitchell, S. Georgas, C. Gashi, T. Wright.

Werribee Districts: T. Patel, M. Bruce, C. Tyrrell, A. Doyle, E. Robinson.



UNDER 18 GIRLS – SPOTSWOOD
 Captain: Ally Woodhouse Coach: Chris Grant

SEDA UNDER 17 DIVISION 1

TEAM	P	W	L	D	%	%WON
Werribee Districts	13	10	3	0	135.66	76.92
Altona Juniors	12	8	3	1	121.19	70.83
Hoppers Crossing	12	8	4	0	145.49	66.67
Caroline Springs	13	7	6	0	108.49	53.85
St Bernard's	13	4	8	1	91.17	34.62
Yarraville Seddon Eagles	12	4	8	0	91.73	33.33
Williamstown Juniors	13	4	9	0	74.53	30.77

Altona Juniors 1.0, 2.6, 3.9, 5.12 **(42)**
Hoppers Crossing 3.5, 3.5, 5.7, 5.7 **(37)**

GOALS

Altona Juniors: S. El-Hawli 3, T. Miceli 2.

Hoppers Crossing: E. Haddara 3, B. Ismail 1, A. Haddara 1.

BEST

Altona Juniors: L. Whatman, S. El-Hawli, C. San Juan, D. Bolkas, T. Miceli, J. Haines.

Hoppers Crossing: NOT SUPPLIED.



UNDER 17 DIVISION 1 – ALTONA JUNIORS
 Captain: Luke Whatman Coach: Matty Johnson, John Szanyi

JUNIOR GRAND FINALS

SEDA UNDER 17 DIVISION 2

TEAM	P	W	L	D	%	%WON
Point Cook	14	12	2	0	220.08	85.71
Werribee Centrals	13	11	2	0	206.59	84.62
Flemington Juniors	14	11	3	0	189.68	78.57
Spotswood	14	10	4	0	394.47	71.43
Albion	14	8	6	0	100.2	57.14
Hoppers Crossing	13	6	6	1	109.86	50
Werribee Districts	13	6	7	0	112.59	46.15
Williamstown Juniors	14	5	8	1	90.88	39.29
North Footscray / Sunshine	14	5	9	0	91.27	35.71
St Bernard's	13	4	9	0	64.54	30.77
St Albans	14	1	13	0	55.97	7.14
Altona Juniors	14	0	14	0	15.6	0

Spotswood 2.3, 2.5, 3.9, 6.12 **(48)**
Point Cook 1.3, 2.5, 2.5, 4.5 **(29)**

GOALS

Spotswood: B. Kelly 1, N. Ellis 1, D. Cullen 1, W. De Michele 1, J. Heriot 1, C. Barnes 1.

Point Cook: K. Adorno 2, C. Brown 2.

BEST

Spotswood: N. Drage, L. Vella, C. Rains, B. Kelly, J. Cardwell, D. Cullen.

Point Cook: K. Douglass, M. Leeson, D. Harmer, K. Adorno, C. Leitch, C. Brown.



UNDER 17 DIVISION 2 – SPOTSWOOD
 Captain: Bailey Kelly Coach: Trevor Davies

UNDER 15 DIVISION 1

TEAM	P	W	L	D	%	%WON
Point Cook	12	11	1	0	334.48	91.67
Caroline Springs	13	11	2	0	476.22	84.62
Williamstown Juniors	13	9	4	0	171.24	69.23
Werribee Districts	13	8	5	0	181.04	61.54
Altona Juniors	12	4	8	0	56.59	33.33
Hoppers Crossing	12	2	10	0	26.93	16.67
Newport Power	13	1	12	0	21.62	7.69

Caroline Springs 1.6, 1.8, 8.14, 9.16 **(70)**
Point Cook 2.1, 4.5, 4.5, 6.10 **(46)**

GOALS

Caroline Springs: C. Schibeci 2, B. Atem 1, A. Bryant 1, J. Normington 1, J. Heron 1, A. Vitalone 1, M. Hudson 1, J. Cavanagh 1.

Point Cook: D. Stoodley 2, J. Kuppen 1, A. Demiri 1, B. Kolyniuk 1, C. Wallace 1.

BEST

Caroline Springs: B. Atem, T. Gysberts, J. Cavanagh, L. Mellon, D. Coleman, S. Maiolo.

Point Cook: J. Wallis, M. D'Ambrosio, R. Crawley, B. Kolyniuk, J. Peatling, B. Ware.



UNDER 15 DIVISION 1 – CAROLINE SPRINGS
 Captain: Jack Heron Coach: Dallas Normington

JUNIOR GRAND FINALS

UNDER 15 DIVISION 2

TEAM	P	W	L	D	%	%WON
Flemington Juniors / Sunshine	13	13	0	0	340.63	100
St Bernard's	13	10	2	1	192.7	80.77
St Albans	13	7	5	1	136.97	57.69
North Footscray	12	6	5	1	362.5	54.17
Werribee Centrals	13	6	6	1	116.52	50
Wyndhamvale	13	4	9	0	54.95	30.77
Albion	13	3	10	0	50.04	23.08
Caroline Springs	13	3	10	0	42.47	23.08
Point Cook	13	2	11	0	43.33	15.38

St Bernard's 2.2, 4.3, 7.5, 8.8 **(56)**
Flemington Juniors / Sunshine 0.4, 2.5, 2.8, 5.15 **(45)**

GOALS

St Bernard's: S. Siracusa 2, S. Doyle 2, B. Wassell 1, B. Jones 1, L. Edmonds 1, L. Riccardi 1.

Flemington Juniors / Sunshine: I. Graham 1, L. Hoppe 1, A. Skerget 1, J. Keating 1, A. Makiemg 1.

BEST

St Bernard's: L. Edmonds, C. Cheshire, Z. Overman, L. Vitelli, L. Filippidis, S. Doyle.

Flemington Juniors / Sunshine: N. Seiderman, E. Kahsay, J. Keating, A. Skerget, G. Giurleo, L. Hoppe.



UNDER 15 DIVISION 2 – ST BERNARD'S
Captain: Zac Overman **Coach:** Bernie Edmonds

WERRIBEE FOOTBALL CLUB UNDER 15 GIRLS DIVISION 1

TEAM	P	W	L	D	%	%WON
Caroline Springs	12	11	1	0	336.81	91.67
Flemington Juniors	12	9	3	0	201.53	75
Yarraville Seddon Eagles	12	8	4	0	138.84	66.67
Spotswood	12	6	6	0	88.69	50
Point Cook Centrals	12	5	7	0	59.03	41.67
Werribee Centrals	12	2	10	0	45.13	16.67
Point Cook	12	1	11	0	23.35	8.33

Yarraville Seddon Eagles 4.5, 4.5, 6.5, 6.5 **(41)**
Caroline Springs 0.0, 2.4, 2.4, 2.5 **(17)**

GOALS

Yarraville Seddon Eagles: E. Heaney 3, T. Doll 1, J. Russell 1, I. Barker 1.

Caroline Springs: S. Asciak 1, A. Sulja 1.

BEST

Yarraville Seddon Eagles: R. Battaglia, G. Mitchell, J. Russell, A. Hudson, E. Heaney, I. Barker.

Caroline Springs: S. Asciak, E. Lauder, A. Sulja, H. Herring, J. Williamson, E. Tarr.



UNDER 15 GIRLS 1 – YARRAVILLE SEDDON EAGLES
Captain: Audrey Hudson, Emily Heaney **Coach:** Matt Hudson

JUNIOR GRAND FINALS

WERRIBEE FOOTBALL CLUB UNDER 15 GIRLS DIVISION 2

TEAM	P	W	L	D	%	%WON
Altona Juniors	14	13	0	1	868	96.43
St Bernard's 1	14	11	3	0	337.9	78.57
Tarneit	14	7	5	2	178.01	57.14
Caroline Springs	14	7	5	2	161.69	57.14
Werribee Districts	14	7	7	0	113.62	50
Williamstown Juniors	14	6	8	0	105.88	42.86
St Bernard's 2	14	2	12	0	16.65	14.29
Yarraville Seddon Eagles	14	0	13	1	8.81	3.57

St Bernard's 1 0.1, 3.4, 3.4, 7.7 **(49)**
Altona Juniors 0.4, 0.4, 1.7, 1.8 **(14)**

GOALS

St Bernard's 1: C. Sargent 4, H. Juricskay 2, G. McGrath 1.
 Altona Juniors: H. Baber 1.

BEST

St Bernard's 1: C. Sargent, C. Grech, C. Perrett, H. Juricskay,
 C. Vinecombe, C. Lombardo.
 Altona Juniors: J. Desira, D. McGlade, A. Strathairn, R. Agius,
 C. Jones, H. Baber.



UNDER 15 GIRLS 2 – ST BERNARD'S
 Captain: Caitlin Sargent, Chloe Perrett Coach: Stephen Perrett

WESTERN BULLDOGS UNDER 14 DIVISION 1

TEAM	P	W	L	D	%	%WON
Point Cook	12	12	0	0	331.12	100
St Bernard's	12	7	4	1	172.75	62.5
Williamstown Juniors	12	7	5	0	129.92	58.33
Point Cook Centrals	12	7	5	0	100.69	58.33
Yarraville Seddon Eagles	12	6	6	0	68.83	50
Werribee Districts	12	2	9	1	47.5	20.83
Hoppers Crossing	12	0	12	0	36.35	0

Point Cook 2.3, 4.6, 6.8, 6.12 **(48)**
St Bernard's 1.2, 1.2, 1.2, 1.2 **(8)**

GOALS

Point Cook: B. Simms 2, J. Ogilvie 1, J. Botsaris 1, H. Wallace 1,
 J. Weller 1.
 St Bernard's: C. Burquest 1.

BEST

Point Cook: J. Botsaris, B. Simms, C. Mullens, H. Wallace, C. Kizan,
 F. Trembath.
 St Bernard's: C. Burquest, T. Basile, J. Tigani, F. Shannon, J. Foley,
 M. Bafunno.



UNDER 14 DIVISION 1 – POINT COOK
 Captain: Cooper Mullens Coach: Brett Kizan

JUNIOR GRAND FINALS

WESTERN BULLDOGS UNDER 14 DIVISION 2

TEAM	P	W	L	D	%	%WON
Newport Power	14	13	1	0	496.08	92.86
Caroline Springs	14	12	2	0	679.04	85.71
Flemington Juniors	14	12	2	0	317.31	85.71
Werribee Centrals	14	9	5	0	207.66	64.29
West Footscray	14	8	6	0	141.48	57.14
Williamstown Juniors	14	5	9	0	66.73	35.71
Point Cook	14	5	9	0	47.27	35.71
Hoppers Crossing	14	4	10	0	29.06	28.57
St Bernard's	14	1	12	1	26.28	10.71
Sunshine Heights	14	0	13	1	26.05	3.57

Caroline Springs 0.0, 1.4, 3.5, 8.10 **(58)**
Newport Power 1.2, 3.5, 5.8, 6.8 **(44)**

GOALS

Caroline Springs: R. Lockie 2, J. Neralic 2, E. Galpaya 1, J. Elarmaly 1, V. Rumbiolo 1, J. Cox 1.

Newport Power: I. Kaddour 2, A. El-Hassan 1, L. Martiniello 1, M. El Souki 1, N. Hannaford 1.

BEST

Caroline Springs: J. Neralic, D. Pukaj, R. Lockie, J. Elarmaly, M. Stenta, C. Harris.

Newport Power: I. Kaddour, B. Davies, A. Kaddour, L. McFerran, K. Badra, N. Arapakis.



UNDER 14 DIVISION 2 – CAROLINE SPRINGS
 Captain: Mitchell Glazbrook Coach: Joe Elarmaly

WESTERN BULLDOGS UNDER 13 DIVISION 1

TEAM	P	W	L	D	%	%WON
Williamstown Juniors	14	13	1	0	463.01	92.86
Point Cook	14	12	2	0	326.54	85.71
Yarraville Seddon Eagles	14	11	3	0	163.74	78.57
Caroline Springs	14	8	6	0	105.87	57.14
Werribee Centrals	14	6	8	0	86.6	42.86
St Bernard's	14	6	8	0	54.57	42.86
Altona Juniors	14	4	10	0	70.24	28.57
Hoppers Crossing	14	0	14	0	21.58	0

Point Cook 2.4, 3.6, 4.8, 5.8 **(38)**
Williamstown Juniors 0.0, 1.1, 1.1, 3.5 **(23)**

GOALS

Point Cook: J. Goble 2, M. Cilmi 2.

Williamstown Juniors: C. Kennedy 1, A. Martinez 1, C. Bentley 1.

BEST

Point Cook: H. Hasna, M. Cilmi, J. Goble, J. Lever, C. Waddell, C. Sewell.

Williamstown Juniors: C. Bentley, C. Kennedy, T. Roordink, X. Snelling, J. Smith, A. Martinez.



UNDER 13 DIVISION 1 – POINT COOK
 Captain: Campbell Waddell Coach: Nick Waddell

JUNIOR GRAND FINALS

WESTERN BULLDOGS UNDER 13 DIVISION 2

TEAM	P	W	L	D	%	%WON
Point Cook Centrals	13	12	1	0	598.8	92.31
Point Cook	13	11	2	0	340.07	84.62
Tarneit	13	10	3	0	157.66	76.92
Sunshine	12	8	4	0	166.36	66.67
Spotswood / Newport Power	13	7	6	0	75.62	53.85
Flemington Juniors	13	6	7	0	131.81	46.15
PEGS Juniors	13	5	8	0	66.26	38.46
Werribee Centrals	12	4	8	0	31.77	33.33
St Albans	12	2	10	0	43.02	16.67
Williamstown Juniors	13	1	12	0	34.63	7.69
Caroline Springs	13	0	13	0	16.39	0

Point Cook Centrals 3.3, 5.3, 11.9, 15.12 **(102)**
Sunshine 0.0, 3.2, 4.2, 6.2 **(38)**

GOALS

Point Cook Centrals: T. Findlay 7, J. Holmes 2, X. Trimbois 2, L. Bruhn 1, J. Heaney 1, T. Peterson 1, R. Mizzi 1.

Sunshine: X. Kardachi 3, C. Kunce 2, M. Diab 1.

BEST

Point Cook Centrals: B. Kelly, T. Findlay, D. Chambers, E. Thomas, L. Bruhn, K. Mitchell.

Sunshine: X. Kardachi, B. Chatterton, I. Sacco, C. Kunce, D. Kc, T. Labagala.



UNDER 13 DIVISION 2 – POINT COOK CENTRALS
 Captain: Tarkyn Findlay Coach: Heath Mitchell

WESTERN BULLDOGS UNDER 12 DIVISION 1

TEAM	P	W	L	D	%	%WON
Williamstown Juniors	12	11	1	0	614.85	91.67
Werribee Centrals	12	10	2	0	385.76	83.33
Point Cook	12	7	5	0	188.02	58.33
Newport Power	12	6	6	0	99.82	50
Yarraville Seddon Eagles	12	6	6	0	95.64	50
Hoppers Crossing	12	1	10	1	13.94	12.5
Altona Juniors	12	0	11	1	12.37	4.17

Williamstown Juniors 0.0, 1.3, 1.3, 4.4 **(28)**
Werribee Centrals 2.1, 2.1, 3.3, 3.3 **(21)**

GOALS

Williamstown Juniors: A. Walker 2, J. Muscat 1, H. O'Brien 1.

Werribee Centrals: J. Ryan 1, M. Box 1, C. Saliba 1.

BEST

Williamstown Juniors: J. Grigsby, R. Cockerell, S. Elford, A. Walker, L. Taylor, E. Ibbetson.

Werribee Centrals: M. Box, C. Saliba, J. Ryan, T. Stephens, B. Owens, S. Egan.



UNDER 12 DIVISION 1 – WILLIAMSTOWN JUNIORS
 Captain: Edan Ibbetson, Samuel Elford
 Coach: Michael McVeigh

JUNIOR GRAND FINALS

WESTERN BULLDOGS UNDER 12 DIVISION 2

TEAM	P	W	L	D	%	%WON
Werribee Districts	12	12	0	0	725.66	100
Deer Park	13	9	4	0	224.8	69.23
West Footscray	13	8	4	1	139.15	65.38
Flemington Juniors	13	7	5	1	111.39	57.69
St Bernard's	13	6	7	0	92.4	46.15
Point Cook Centrals	12	5	7	0	79.47	41.67
Williamstown Juniors	12	4	8	0	83.82	33.33

Werribee Districts 2.0, 7.6, 7.6, 16.8 **(104)**
Deer Park 0.1, 0.1, 3.5, 3.5 **(23)**

GOALS

Werribee Districts: K. Dart 4, N. Tullio 4, N. Karcoushkas 4, O. Miller 2, N. McMahon 1, A. Limina 1.

Deer Park: L. Fitzgerald 1, I. Kailie 1, M. Raso 1.

BEST

Werribee Districts: N. Tullio, N. Karcoushkas, O. Miller, B. Doyle, R. Bennett, N. McMahon.

Deer Park: M. Raso, L. Fitzgerald, E Apap, S. Hargreaves, I. Kailie, B. Brown.



UNDER 12 DIVISION 2 – WERRIBEE DISTRICTS

Captain: Oscar Burt, Noah Karcoushkas

Coach: Grant Parker

WESTERN BULLDOGS UNDER 12 DIVISION 3

TEAM	P	W	L	D	%	%WON
Werribee Centrals	12	8	3	1	362.14	70.83
Caroline Springs	13	7	6	0	237.97	53.85
Wyndhamvale	13	6	6	1	181.52	50
Point Cook	13	6	6	1	121.67	50
Sunshine Heights	12	5	7	0	59.81	41.67
Yarraville Seddon Eagles	13	2	11	0	49.59	15.38
Manor Lakes	12	0	11	1	31.69	4.17

Wyndhamvale 0.0, 4.3, 4.3, 6.11 **(47)**
Werribee Centrals 2.5, 2.5, 3.8, 4.8 **(32)**

GOALS

Wyndhamvale: M. Wright 4, J. Thorpe 1, A. Daw 1.

Werribee Centrals: W. Dole 1, Z. Galvin 1, F. Low 1, J. Micallef 1, R. Taylor 1.

BEST

Wyndhamvale: C. Gilmore, B. Gilmore, C. Elliot-Damon, A. Daw, M. Wright, J. Thorpe.

Werribee Centrals: R. Taylor, J. Kelly, C. Gebert, A. Galea, J. Milkins, S. Foster.



UNDER 12 DIVISION 3 – WYNDHAMVALE

Captain: Scott Harris Coach: Gemma Todd

JUNIOR GRAND FINALS

WESTERN BULLDOGS UNDER 12 GIRLS

TEAM	P	W	L	D	%	%WON
Yarraville Seddon Eagles 1	13	12	1	0	1047.76	92.31
Williamstown Juniors	13	12	1	0	822.97	92.31
Altona Juniors	13	11	2	0	375.42	84.62
Flemington Juniors	12	7	5	0	149.75	58.33
Point Cook	13	7	6	0	118.63	53.85
Caroline Springs	12	6	6	0	83.08	50
Point Cook Centrals	12	5	7	0	97.1	41.67
West Footscray	13	4	9	0	60.49	30.77
Newport Power	13	4	9	0	44.22	30.77
Yarraville Seddon Eagles 2	13	2	11	0	24.32	15.38
Werribee Centrals	13	0	13	0	4.62	0

Williamstown Juniors 1.2, 1.2, 2.2, 3.3 **(21)**
Yarraville Seddon Eagles 1 0.1, 1.2, 1.2, 1.3 **(9)**

GOALS

Williamstown Juniors: G. Dodemaide 1, E. McMahon 1, P. Conway 1.

Yarraville Seddon Eagles 1: S. Grieves 1.

BEST

Williamstown Juniors: Not Supplied.

Yarraville Seddon Eagles 1: S. Grieves, J. Americo, R. Jones, T. Wigney, A. Hinton, E. Royston.



UNDER 12 GIRLS – WILLIAMSTOWN JUNIORS
Captain: Ellie McMahon **Coach:** Andrew Neville

WESTERN BULLDOGS UNDER 11 DIVISION 1

TEAM	P	W	L	D	%	%WON
Williamstown Juniors	13	12	1	0	523.49	92.31
Caroline Springs	12	11	1	0	528.06	91.67
Yarraville Seddon Eagles	13	10	3	0	321.89	76.92
Altona Juniors	13	8	5	0	145.17	61.54
Werribee Districts	13	7	6	0	167.28	53.85
Point Cook	13	6	7	0	74.66	46.15
Newport Power	13	4	9	0	80.29	30.77
Hoppers Crossing	13	2	11	0	35.26	15.38
St Bernard's	13	0	13	0	20.38	0

Williamstown Juniors 0.0, 2.2, 4.5, 6.6 **(42)**
Caroline Springs 0.1, 0.2, 1.2, 1.3 **(9)**

GOALS

Williamstown Juniors: O. Ainsworth 2, K. Williams 2, B. Melbourne-Morrow 2.

Caroline Springs: M. Gordon 1.

BEST

Williamstown Juniors: I. Gawne, F. Davis, K. Williams, O. Ainsworth, X. Giovanniello, C. Iacovou.

Caroline Springs: C. Taylor, L. Stathakis, A. Carlton, J. McFerran, N. Hanson, L. Sindoni.



UNDER 11 DIVISION 1 – WILLIAMSTOWN JUNIORS
Captain: Finnegan Davis, Kobe Williams **Coach:** Mark Williams

JUNIOR GRAND FINALS

WESTERN BULLDOGS UNDER 11 DIVISION 2

TEAM	P	W	L	D	%	%WON
Spotswood	14	14	0	0	586.41	100
Flemington Juniors	14	12	2	0	214.78	85.71
West Footscray	14	9	5	0	161.75	64.29
Sunshine	14	9	5	0	135.95	64.29
Albion	14	4	10	0	77.23	28.57
Werribee Centrals	14	4	10	0	46.76	28.57
Wyndhamvale	14	3	11	0	57.77	21.43
Tarneit	14	1	13	0	19.75	7.14

Spotswood 5.4, 6.4, 9.9, 10.9 **(69)**
Sunshine 0.0, 0.1, 0.2, 2.4 **(16)**

GOALS

Spotswood: H. Pollock 4, D. Muir 3, J. Cooney 1, K. El Souki 1, M. Grouios 1.

Sunshine: R. Grant-Calle 2.

BEST

Spotswood: H. Pollock, D. Saccuzzo, A. Land, D. Muir, K. El Souki, T. Attard.

Sunshine: N. Andreula, W. Djatschenko, R. Grant-Calle, J. Djatschenko, O. Adams, F. Considine.



UNDER 11 DIVISION 2 – SPOTSWOOD
Captain: Taj Fenn, Jaxon Cooney **Coach:** Adam Fenn

WESTERN BULLDOGS UNDER 11 DIVISION 3

TEAM	P	W	L	D	%	%WON
Deer Park	14	14	0	0	402.39	100
St Albans	13	11	2	0	278.23	84.62
Newport Power	14	11	3	0	229.36	78.57
PEGS Juniors	14	7	6	1	162.54	53.57
Werribee Districts	14	7	7	0	158.43	50
Point Cook	13	4	8	1	70.58	34.62
Caroline Springs	13	4	9	0	63.41	30.77
Williamstown Juniors	14	4	10	0	71.9	28.57
Point Cook Centrals	14	3	11	0	42.74	21.43
Hoppers Crossing	13	0	13	0	4.64	0

Newport Power 0.2, 3.8, 4.9, 9.13 **(67)**
Deer Park 1.5, 1.5, 2.7, 2.7 **(19)**

GOALS

Newport Power: M. El-Haouli 3, J. Bird 1, D. Cummins 1, M. Waldron 1, M. Irgl 1, W. Barakat 1, M. Hussein 1.

Deer Park: T. Lewis 2.

BEST

Newport Power: M. El-Haouli, E. El haouli, J. Bird, J. Clarke, D. Cummins, W. Bird.

Deer Park: I. Athanasiadis, N. Campbell Wiley, R. Lewis, N. Cataulin, F. Adams, T. Lewis.



UNDER 11 DIVISION 3 – NEWPORT POWER
Captain: Jed Bird **Coach:** Glenn Cummins

JUNIOR PREMIERSHIP HISTORY

*** Combined WRFL/EDFL competition*

U18 Girls

2016 Melbourne University**

2017 Wyndhamvale

2018 Spotswood

Under 17 Division 1

1972 Footscray 4th

1973 West Footscray

1974 Albion

1975 Albion

1976 Braybrook

1977 Braybrook

1978 Deer Park

1979 West Footscray

1980 Spotswood

1981 Spotswood

1982 West Footscray

1983 West Footscray

1984 Deer Park

1985 St Albans

1986 St Albans

1987 St Albans

1988 St Albans

1989 Hoppers Crossing

1990 Hoppers Crossing

1991 Hoppers Crossing

2016 St Bernard's

2017 Altona Juniors

2018 Altona Juniors

Under 17 Division 2

1972 Braybrook

1973 NO COMPETITION

1974 KYMCA

1975 Parkside

1976 Yarraville Boys

1977 A.N.B.Y

1978 KYMCA

1979 Parkside

1980 Sunshine YC

1981 Wembley Park

1982 Sunshine YC

1983 Braybrook

1984 St Bernards

1985 A.N.B.Y

1986 Sunshine Heights

1987 Hoppers Crossing

1988 Yarraville Boys

St Bernards

1989 North Sunshine

1990 Albion

2016 Caroline Springs

2017 Spotswood

2018 Spotswood

Under 17 Division 3

2016 Newport Power

2017–2018 NO COMPETITION

Under 16 Division 1

1954 West Footscray

1955 FFC 5th XVII

1956 FFC 5th XVII

1957 FFC 5th XVII

1958 FFC 5th XVII

1959 Spotswood

1960 Spotswood

1961 FFC 4ths

1962 Spotswood

1963 Spotswood

1964 Spotswood

1965 Seddon

1966 Seddon

1967 Spotswood

1968 Spotswood

1969 Spotswood

1970 Spotswood

1971 Altona NBY

1972–1989 NO COMPETITION

1990 St Bernards

1991 Werribee Juniors

1992 Werribee Juniors

1993 St Bernards

1994 St Bernards

1995 St Albans

1996 St Bernards

1997 Werribee Juniors

1998 Werribee Juniors

1999 St Bernards

2000 Spotswood

2001 St Bernards

2002 Spotswood

2003 Werribee Juniors

2004 Werribee Juniors

2005 Hoppers Crossing

2006 Altona Juniors

2007 Werribee Juniors

2008 St Bernards

2009 Williamstown Juniors

2010 Hoppers Crossing

2011 Altona Juniors

2012 Williamstown Juniors

2013 Altona Juniors

2014 Yarraville Seddon

2015 St Bernards

2016–2018 NO COMPETITION

Under 16 Division 2

1960 Seddon

1961 Sunshine YC

1962 F.T.C.O.D

1963 Braybrook

1964 North Footscray

1965 F&Y Socials

1966 ICI (Deer Park)

1967 Braybrook

1968 KYMCA

1969 Braybrook YCW

1970 KYMCA

1971 Parkside

1972–1990 NO COMPETITION

1991 Altona City Juniors

1992 Sunshine YC

1993 Albanvale

1994 Spotswood

1995 Williamstown Juniors

1996 Yarraville Juniors

1997 Werribee Juniors

1998 Sunshine Heights

1999 West Footscray

2000 Albanvale

2001 Deer Park

2002 Sunshine

2003 Wyndhamvale Juniors

2004 Hoppers Crossing

2005 Werribee Juniors

2006 Werribee Centrals

2007 St Albans

2008 Werribee Juniors

2009 Wyndhamvale Juniors

2010 Wyndhamvale Juniors

2011 Albion

2012 Yarraville Seddon

2013 Albion

2014 Werribee Centrals

2015 Yarraville Seddon

2016–2018 NO COMPETITION

Under 16 Division 3

1992 Spotswood

1993 Williamstown Juniors

1994 Yarraville Boys

1995 Seddon

1996 Rockbank

1997 North Melbourne

& Kensington

1998 Werribee Juniors

1999 Werribee Juniors

2000 Werribee Juniors

2001 Hoppers Crossing

2002 Albion

2003 NO COMPETITION

2004 Western Magpies

2005 Parkside

2006 Deer Park

2007 Werribee Juniors

2008 Altona Juniors

2009 Glenorden

2010 Altona Juniors

2011 Glenorden

2012 North Footscray

2013 Newport Power

2014 Glen Orden

2015 Sanctuary Lakes

2016–2018 NO COMPETITION

Under 16 Division 4

1993 Werribee Juniors

1994 St Albans

1995 Hoppers Crossing

1996–2006 NO COMPETITION

2007 Williamstown Juniors

2008 Williamstown Juniors

2009 Williamstown Juniors

2010 Williamstown Juniors

2011–2014 NO COMPETITION

2015 Albanvale

2016–2018 NO COMPETITION

Under 15 Division 1

1972 St Pauls

1973 Spotswood

1974 Spotswood

1975 Braybrook

1976 West Footscray

1977 West Footscray

1978 Spotswood

1979 Spotswood

1980 Deer Park

1981 Spotswood

1982 Deer Park

1983 St Albans

1984 St Albans

1985 St Bernards

1986 Werribee Juniors

1987 St Bernards

1988 Werribee Juniors

1989 St Bernards

1990 Melton Juniors

1991 Werribee Juniors

1992 Hoppers Crossing

1993–2010 NO COMPETITION

2011 Hoppers Crossing

2012 Hoppers Crossing

2013 Werribee Districts

2014–2015 NO COMPETITION

2016 Sanctuary Lakes

2017 Yarraville Seddon Eagles

2018 Caroline Springs

Under 15 Division 2

1972 West Footscray

1973 Sunshine

1974 Yarraville Boys Club

1975 Parkside

1976 Crossroads

1977 Crossroads

1978 West Footscray

1979 Parkside

1980 Seddon

1981 Wembley Park

1982 Wembley Park

1983 Albion

1984 Hoppers Crossing

1985 West Footscray

1986 St Albans

1987 Deer Park

1988 North Sunshine

1989 West Footscray

JUNIOR PREMIERSHIP HISTORY

1990 Seddon
1991–2012 NO COMPETITION
2013 Caroline Springs
2014–2015 NO COMPETITION
2016 St Albans
2017 Point Cook
2018 St Bernard's

Under 15 Division 3

1984 West Footscray
1985 North Footscray
1986 Wembley Park
1987 North Melbourne
& Kensington
1988 Braybrook
1989 Sunshine YCW
1990–2018 NO COMPETITION

Under 15 Division 4

1988 Altona City
1989–2018 NO COMPETITION

Under 15 Girls Division 1

2016 Spotswood**
2017 Spotswood
2018 Yarraville Seddon Eagles

Under 15 Girls Division 2

2018 St Bernard's

Under 14 Division 1

1966 Sunshine
1967 Spotswood
1968 Spotswood
1969 Brooklyn
1970 Spotswood
1971 Albion
1972–1988 NO COMPETITION
1989 Werribee Juniors
1990 Werribee Juniors
1991 Hoppers Crossing
1992 Albanvale
1993 St Albans
1994 St Bernards
1995 St Bernards
1996 St Bernards
1997 Werribee Juniors
1998 Altona Juniors
1999 St Bernards
2000 St Bernards
2001 Werribee Juniors
2002 Spotswood
2003 Werribee Juniors
2004 Altona Juniors
2005 Werribee Juniors
2006 St Bernards
2007 Spotswood
2008 Williamstown Juniors
2009 Altona Juniors
2010 Werribee Juniors
2011 Hoppers Crossing

2012 Yarraville Seddon
2013 Williamstown Juniors
2014 Werribee Districts
2015 Sanctuary Lakes
2016 Yarraville Seddon Eagles
2017 Point Cook
2018 Point Cook

Under 14 Division 2

1966 Spotswood
1967 West Footscray YCW
1968 Braybrook YCW
1969 Seddon
1970 St Albans
1971 Sunshine
1972–1990 NO COMPETITION

1991 Spotswood
1992 Altona City Juniors
1993 Glenorden
1994 Altona City Juniors
1995 St Albans
1996 Deer Park
1997 West Footscray
1998 Wyndhamvale Juniors
1999 North Sunshine
2000 Werribee Juniors
2001 Western Magpies
2002 Werribee Juniors
2003 Wyndhamvale Juniors
2004 Yarraville Juniors
2005 Flemington Juniors
2006 St Albans
2007 Flemington Juniors
2008 Caroline Springs
2009 Deer Park
2010 Caroline Springs
2011 Yarraville Seddon
2012 Deer Park
2013 Sanctuary Lakes
2014 Wyndham Suns
2015 Werribee Centrals
2016 Altona Juniors
2017 Altona Juniors
2018 Caroline Springs

Under 14 Division 3

1991 Flemington
1992 Newport
1993 North Sunshine
1994 West Footscray
1995 St Albans
1996 North Sunshine
1997 North Footscray
1998 North Footscray
1999 Flemington Juniors
2000 St Bernards
2001 NO COMPETITION
2002 Hoppers Crossing
(White)
2003 Sunshine Heights
2004 Werribee Centrals

2005 Western Magpies
2006 Sunshine
2007 Glenorden
2008 North Sunshine
2009 Glenorden
2010 Werribee Juniors
2011 Williamstown Juniors
2012 Albion
2013 Newport Power
2014 Sunshine
2015 Williamstown Juniors
2016 Hoppers Crossing
2017–2018 NO COMPETITION

Under 14 Division 4

1993 St Albans (1)
1994 Werribee Juniors
1995 Altona City Juniors
1996 Hoppers Crossing
1997–2002 NO COMPETITION
2003 Wyndhamvale Juniors
(Gold)
2004 Altona Juniors
2005 Glenorden
2006 St Bernards
2007 St Bernards
2008 Point Cook
2009 St Bernards
2010 Spotswood
2011–2018 NO COMPETITION

Youth Girls

2012 St Albans
2013 Sunbury**
2014 Pascoe Vale**
2015 Melbourne University**

Under 13 Division 1

1972 Braybrook
1973 Braybrook
1974 Braybrook
1975 Deer Park
1976 KYMCA
1977 Crossroads
1978 Spotswood
1979 Crossroads
1980 Spotswood
1981 A.N.B.Y
1982 Parkside
1983 St Bernards
1984 St Bernards
1985 St Bernards
1986 Werribee Juniors
1987 St Albans
1988 Werribee Juniors
1989 Werribee Juniors
1990 Hoppers Crossing
1991 St Albans
1992 Melton Juniors
1993–1998 NO COMPETITION
1999 Hoppers Crossing

2000 Werribee Juniors Black
2001 Williamstown Juniors
2002–2008 NO COMPETITION
2009 Williamstown Juniors
Yellow
2010 Altona Juniors
2011 Yarraville Seddon
2012 Williamstown Juniors
2013 Williamstown Juniors
2014 Sanctuary Lakes
2015 Williamstown Juniors
2016 Point Cook
2017 Point Cook
2018 Point Cook

Under 13 Division 2

1972 Yarraville Boys Club
1973 NO COMPETITION
1974 Crossroads
1975 Kingsville YMCA
1976 Albion
1977 Sunshine YCW
1978 Kingsville
1979 West Footscray
1980 Seddon
1981 Seddon
1982 West Footscray
1983 St Albans
1984 Hoppers Crossing
1985 St Albans
1986 Parkside
1987 St Albans
1988 Albion
1989 Deer Park
1990 West Footscray
1991–2009 NO COMPETITION
2010 Williamstown Juniors Blue
2011 Point Cook
2012 Old Westbourne
2013 Werribee Districts
2014 St Albans
2015 Sunshine Heights
2016 Hoppers Crossing
2017 Altona Juniors
2018 Point Cook Centrals

Under 13 Division 3

1984 Williamstown Juniors
1985 Wembley Park
1986 Braybrook
1987 West Footscray
1988 Port Melbourne Colts
1989 West Newport Juniors
1990 North Melbourne
& Kensington
1991–2012 NO COMPETITION
2013 Altona Juniors
2014 NO COMPETITION
2015 Sunshine
2016 Point Cook
2017 Sunshine Heights

JUNIOR PREMIERSHIP HISTORY

2018 NO COMPETITION

Under 12 Division 1

1970 Spotswood
1971 Braybrook
1972–1987 NO COMPETITION
1988 Werribee Juniors
1989 Hoppers Crossing
1990 Hoppers Crossing
1991 Albanvale
1992 Hoppers Crossing
1993 Hoppers Crossing
1994 Werribee Juniors
1995 Werribee Juniors
1996 St Bernards
1997 St Bernards
1998 St Bernards
1999 Werribee Juniors
2000 Spotswood
2001 Werribee Juniors
2002 Altona Juniors
2003 Werribee Juniors
2004 St Bernards
2005 Williamstown Juniors
2006 Hoppers Crossing
2007 Altona Juniors
2008 Werribee Juniors
2009 St Bernards
2010 St Bernards
2011 Williamstown Juniors
2012 St Bernards
2013 Caroline Springs
2014 Yarraville Seddon
2015 Williamstown Juniors
2016 St Bernards
2017 Williamstown Juniors
2018 Williamstown Juniors

Under 12 Division 2

1991 Deer Park
1992 St Albans
1993 Flemington Juniors
1994 Spotswood
1995 Seddon
1996 Wyndhamvale Juniors
1997 Rockbank
1998 Hoppers Crossing
1999 Werribee Juniors
2000 Hoppers Crossing
2001 Western Magpies
2002 Albion
2003 Albion
2004 Albanvale
2005 Port Melbourne Colts
2006 Albanvale
2007 Albion
2008 Deer Park
2009 St Albans
2010 Flemington Juniors
2011 Altona Juniors

2012 Flemington Juniors
2013 Werribee Centrals
2014 Altona Juniors
2015 Yarraville Seddon
2016 Spotswood
2017 Werribee Centrals
2018 Werribee Districts

Under 12 Division 3

1991 Altona City Juniors
1992 Flemington
1993 East Brunswick
1994 Seddon
1995 A.N.B.Y
1996 Sunshine Heights
1997 Kealba
1998 Wyndhamvale Juniors
1999 Yarraville Juniors
2000 Western Magpies
2001 Albion
2002 Parkside
2003 North Footscray
2004 St Bernards
2005 Deer Park
2006 Sunshine
2007 Altona Juniors
2008 North Footscray
2009 Caroline Springs
2010 Glenorden
2011 Williamstown Juniors
2012 North Footscray
2013 Hoppers Crossing
2014 Deer Park
2015 Williamstown Juniors
2016 Flemington Juniors
2017 NO COMPETITION
2018 Wyndhamvale

Under 12 Division 4

2008 Williamstown Juniors
2009–2018 NO COMPETITION

Under 12 Girls

2016 Aberfeldie**
2017 Caroline Springs
2018 Williamstown Juniors

Under 11 Division 1

1972 KYMCA
1973 KYMCA
1974 Spotswood
1975 Crossroads
1976 West Footscray
1977 Albion
1978 Deer Park
1979 Albion
1980 Albion
1981 St Albans
1982 St Albans
1983 St Albans

1984 Melton Juniors
1985 St Albans
1986 St Albans
1987 Melton Juniors
1988 Hoppers Crossing
1989 Hoppers Crossing
1990 Albanvale
1991 Hoppers Crossing
1992 Hoppers Crossing
1993 Williamstown Juniors
1994 St Albans
1995 Altona City Juniors
1996 Werribee Juniors
1997 St Bernards
1998 Altona Juniors
1999 Williamstown Juniors
2000 Werribee Juniors Gold
2001 Werribee Juniors Gold
2002 Werribee Juniors Blue
2003 Williamstown Juniors
2004 Altona Juniors
2005 Williamstown Juniors
2006 Altona Juniors
2007 Williamstown Juniors
2008 Williamstown Juniors
2009 St Bernards
2010 Caroline Springs
2011 Williamstown Juniors
2012 Werribee Districts
2013 Williamstown Juniors
2014 Point Cook
2015 St Bernards
2016 NO COMPETITION
2017 Werribee Centrals
2018 Williamstown Juniors

Under 11 Division 2

1972 St Pauls
1973 NO COMPETITION
1974 Crossroads
1975 St Albans
1976 Albion
1977 Yarraville Boys
1978 Kingsville
1979 St Albans
1980 Deer Park
1981 St Albans
1982 St Albans
1983 St Albans
1984 Werribee Juniors
1985 Port Melbourne Colts
1986 Albion
1987 Albanvale
1988 Albion
1989 Deer Park
1990 St Albans
1991 St Albans
1992–2003 NO COMPETITION
2004 Werribee Juniors
2005 Yarraville Juniors

2006 Old Westbourne
2007 Hoppers Crossing
2008 Werribee Juniors
2009 Yarraville Seddon Eagles
2010 Hoppers Crossing
2011 Old Westbourne
2012 Old Westbourne
2013 Hoppers Crossing
2014 Flemington Juniors
2015 Hoppers Crossing
2016 NO COMPETITION
2017 Altona Juniors
2018 Spotswood

Under 11 Division 3

1984 Sunshine Heights
1985 Port Melbourne Colts
1986 St Brendans N.C
1987 West Newport
1988 Spotswood
1989 Wyndhamvale
1990 Spotswood
1991–2006 NO COMPETITION
2007 Altona Juniors
2008 NO COMPETITION
2009 Hoppers Crossing
2010–2012 NO COMPETITION
2013 Werribee Districts
2014 Point Cook
2015 Sunshine Heights
2016 NO COMPETITION
2017 Werribee Centrals
2018 Newport Power

Under 11 East

2016 Williamstown Juniors

Under 11 West

2016 Altona Juniors

Under 10

1978 A.N.B.Y
1979 Albion

Under 9 Division 1

1980 Deer Oark
1981 St Albans
1982 St Albans
1983 St Albans

Under 9 Division 2

1981 Kingsville
1982 Melton Bloods
1983 St Albans

Netball Premierhips

2018 Point Cook

JUNIOR REPRESENTATIVE

UNDER 15 GIRLS

Essendon District Football League 8.9. (57) def. Western Region/North Melbourne and Western Bulldogs NGA 3.3. (21)

Goals: C. Sargent, J. Wilson, A. Calleya.

Best: C. Sargent, H. McMahon, M. Kadour, H. Baber, K. Maddock, K. Bays.

Western Region/North Melbourne and Western Bulldogs NGA 6.12. (48) def. Yarra Juniors Football League 5.1. (31)

Goals: H. McMahon 3, C. Sargent 2, M. Basto 1.

Best: S. Asciak, J. Wilson, H. Herring, M. Kadour, H. Baber, K. Bays.

Western Region/North Melbourne and Western Bulldogs NGA 9.15. (69) def. South Metro Junior Football League 1.4. (10)

Goals: C. Sargent 2, H. McMahon 2, M. Basto 2, J. Farrugia 1, C. Anne Grech 1, E. Heaney 1.

Best: M. Kadour, H. Herring, S. Golding, H. McMahon, J. Wilson, K. Maddock.

UNDER 15 DIVISION 2A

Riddell District Football League 6.9. (45) def. Western Region/Western Bulldogs NGA 3.9. (27)

Goal: J. Cavanagh 2, M. Hudson 1.

Best: L. Edmonds, N. Sayers, J. Cavanagh, A. Williams, T. Wood, B. Wol.

Western Region/Western Bulldogs NGA 11.7. (73) def. AFL Yarra Rangers Junior Football League 5.3. (33)

Goals: K. Coghlan 3, T. Meldrum 2, N. Cugliari 1, L. Meilak 1, Z. Overman 1, N. Sayers 1, J. Wilson 1, B. Wol 1.

Best: T. Rowland, B. Hicks, N. Sayers, Z. Overman, K. Coghlan, T. Wood.

Eastern Football League 19.9. (123) def. Western Region/Western Bulldogs NGA 4.3. (27)

Goals: K. Coghlan 1, M. Hudson 1, F. Lodge 1, J. Wilson 1.

Best: K. Coghlan, N. Sayers, T. Rowland, A. Williams, T. Wood, F. Lodge.

UNDER 15 DIVISION 2B

Riddell District 0.1. (1) def by. Western Region/North Melbourne NGA 16.19. (115)

Goals: C. Wallace 5, S. Cilmi 3, M. D'Ambrosio 2, D. Burns 2, L. Smith 1, M. Jek-Krznar 1, C. Dingle 1, N. Singh 1.

Best: B. Kolyniuk, N. Seiderman, J. McVey, M. D'Ambrosio, C. Wallace, L. Smith.

Western Region/North Melbourne NGA 22.20. (152) def. AFL Yarra Rangers Junior Football League 1.2. (8)

Goals: J. Bonnett 7, D. Burns 4, M. Jek-Krznar 3, S. Clayton 2, J. De Piazza 2, H. Lawlor 2, E. Di Battista 1, C. Wallace 1.

Best: J. Bonnett, B. Kolyniuk, L. Smith, H. Lawlor, D. Burns.

Western Region/North Melbourne NGA 11.7. (73) def. Eastern Football League 7.5. (47)

Goals: M. Jek-Krznar 4, J. De Piazza 3, C. Dingle 2, A. Skerget 1, L. Smith 1.

Best: B. Kolyniuk, J. Pavlidis, M. Jek-Krznar, L. Smith, H. Lawlor, D. Kelly.

UNDER 14 DIVISION 2A

Riddell District Football League 9.10 (64) def. Western Region/Western Bulldogs NGA 3.3. (21)

Goals: J. Welch 2, B. Holden 1.

Best: L. Grant, K. Osumi, W. Naismith, Z. Scanlan-Jones, B. Holden, J. Whybrow.

Eastern Football League 24.12. (156) def. Western Region/Western Bulldogs NGA 0.3. (3)

Best: N. Conway, T. Basile, J. Whybrow, B. Holland, G. Giurleo, D. Whitfort.

UNDER 14 DIVISION 2B

Western Region/North Melbourne NGA 11.16. (82) def. Riddell District Football League 0.3. (3)

Goals: E. Stankic, I. Cohen 2, N. Cooney 2, A. Makiemg 1, M. Atem 1, J. Knight 1, B. Simms 1.

Best: D. De Lia, A. Makiemg, J. Fletcher, J. Curry-Hughes, E. Nightingale, B. Montgomery.

Western Region/North Melbourne NGA 9.6. (60) def. Eastern Football League 6.7. (43)

Goals: N. Cooney 3, L. Boys 2, J. Botsaris 1, J. Fletcher 1, L. Haddara 1, E. Stankic 1.

Best: J. Hughes-Curry, B. Hemsley-Oades, C. Kizan, J. Waga, L. Haddara, C. Sciberras-Harris.

UNDER 13A

Essendon District Football League 8.7. (55) def. Western Region Football League 1.3. (9)

Goals: J. Winship 1.

Best: D. Moloney, T. Roordink, S. Hall, M. Loukomitis, J. Meyers, J. Winship.

Riddell District Football League 5.7. (37) def. Western Region Football League 4.4. (28)

Goals: N. Hannaford 1, L. Morris 1, J. Gravatt 1, J. Winship 1.

Best: J. Winship, T. Roordink, J. Cave, K. Atkinson, M. Loukomitis, M. Murdock.

UNDER 13B

Western Region Football League 11.5. (71) def. Essendon District Football League 1.1. (7)

Goals: A. Martinez 2, J. Goble 2, S. Mavrokostidis 2, D. Bajic 1, D. Casaccio 1, B. Orsini 1, I. Kaddour 1, B. Chatterton 1.

Best: I. Kaddour, D. Bajic, A. Martinez, X. Snelling, B. Orsini, J. Goble.

Western Region Football League 7.12. (54) def. Riddell District Football League 1.2. (8)

Goals: D. Bajic 1, D. Kitanovski 1, C. Waddell 1, R. Barry 1, C. Anderson 1, X. Snelling 1, R. Poole 1.

Best: D. Bajic, B. Micallef, N. Buckingham, B. Orsini, X. Snelling, E. Thomas.

SENIOR REPRESENTATIVE

UNDER 19

Western Region Football League 11.5. (71) def. Ovens and Murray Football League 7.13. (55)

Goals: D. Pantalleresco 4, L. Andrew 2, J. Drage 1, C. Guy 1, B. Siwek 1, A. Tricola 1, R. Williams 1.

Best: J. Mould, B. Siwek, D. Pantalleresco, L. Goodland, L. Andrew, C. Guy.

Coach: Matt Dean

No.	NAME	CLUB
1	J. Lambley	Caroline Springs
2	J. Haddara	Altona
3	Z. Neicho	Caroline Springs
4	A. Britten	Deer Park
5	A. Tiricola	Hoppers Crossing
6	C. Guy (C)	Hoppers Crossing
7	R. Williams	North Footscray
8	J. Galea	St Albans
9	C. Lear	Wyndham Suns
10	J. Mould	Wyndhamvale
31	M. Tessari	Caroline Springs
32	A. Petridis	North Footscray
33	B. Siwek (C)	Werribee Districts
34	L. Andrew	Albion
35	T. Rendle	North Sunshine
37	Z. Busuttil	Spotswood
38	D. Pantalleresco	Altona
39	L. Goodland	Altona
40	E. Rosado	Spotswood
41	J. Drage	Spotswood
42	T. Kopa	Spotswood
43	C. Buck	Werribee Districts

SENIORS

Western Region Football League 9.10. (64) def by. Ovens and Murray Football League 21.14. (140)

Goals: B. Said 2, D. Schibeci 2, N. Buykx 1, J. Cooke 1, K. Galloway 1, L. Tanner 1, R. Wuruki-Barba 1.

Best: N. Buykx, T. Donoghue, L. Cavanagh, D. Schibeci, B. Said, R. Wuruki-Barba.

Coach: Brodie Holland

No.	NAME	CLUB
1	D. Schibeci	Werribee Districts
2	J. O'Brien	Albion
3	M. Polycarpou	Albion
5	L. Tudor	Caroline Springs
6	R. Hickman	Caroline Springs
8	J. Degabriele	Caroline Springs
9	N. Weightman	Albion
10	N. Ryan	Spotswood
11	J. Cooke	St Albans
14	J. Ewer	Caroline Springs
16	L. Cavanagh	Sunshine
18	J. Hislop (C)	Caroline Springs
21	L. Tanner	Altona
23	R. Wuruki-Barba	North Sunshine
24	B. Said	St Albans
26	N. Buykx	Werribee Districts
27	B. Lester	Yarraville Seddon Eagles
28	M. Groves	Point Cook
29	T. Donoghue	St Albans
30	C. Daley	Spotswood
31	L. Goetz	Altona
32	K. Galloway	Caroline Springs



WRFL Senior Representative team pose for a team photo ahead of their clash with the Ovens and Murray Football League in Wangaratta.

2018 BEST & FAIREST WINNERS

AWARD	NAME	CLUB	VOTES
Division 1 Senior	Chris Endres	Hoppers Crossing	20
Division 1 Reserves	Mason Mitoiu	St Albans	13
Division 2 Seniors	Nathan Montague	Manor Lakes	21
Division 2 Reserves	Jack Collard	Parkside	17
Division 3 Seniors	Brent Sheean	Point Cook Centrals	23
Division 3 Reserves	Reece Frost	Tarneit	14
Senior Women's	Gemma Anderson	Manor Lakes	28
Netball	Jenna Goricanec	Point Cook	18
Under 19	Jack Callaway*	Altona	14
	Zain Neicho*	Caroline Springs	14
	Brody Searle*	Altona	14
Under 18 Girls	Manaia Huta	Spotswood	18
Under 17 Division 1	Karan Bharathi	Altona Juniors	14
Under 17 Division 2	William Thompson	Flemington Juniors	17
Under 15 Division 1	Massimo D'Ambrosio	Point Cook	31
Under 15 Division 2	Noah Seiderman	Flemington Juniors/Sunshine	31
Under 15 Girls Division 1	Caitlin Mantas	Caroline Springs	18
Under 15 Girls Division 2	Camryn Tyrrell	Werribee Districts	25
Under 14 Division 1	Matthew Stephenson	St Bernard's	13
Under 14 Division 2	Max Logan	Werribee Centrals	21
Under 13 Division 1	Matthew Loukomitis	St Bernard's	21
Under 13 Division 2	Tarkyn Findlay	Point Cook Centrals	29
Under 12 Division 1	Edan Ibbetson	Williamstown Juniors	23
Under 12 Division 2	Issah Kailie	Deer Park	28
Under 12 Division 3	Karl Hisni	Manor Lakes	19
Under 12 Girls	Ellie McMahon	Williamstown Juniors	32
Under 11 Division 1	Lachlan Hicks	Altona Juniors	19
Under 11 Division 2	Khaled El Souki	Spotswood	24
Under 11 Division 3	Darcy Cummins	Newport Power	21

*Denotes more than one winner



BEST & FAIREST HISTORY

* Tied winner
** Combined WRFL/EDFL competition

Division 1 Seniors

1931	A.G Thomson	Footscray Scouts
1932	C. Mathieson	West Footscray
1933	J. Sainsbury	Parkside
1934	F. Barker	6th Melb Scouts
1935	J. Ryan	Seddon
1936	T. Laffan	Parkside
1937	N. Honey	ICI (Deer Park)
1938	J. Flint	West Footscray
1939	H. Dolphin	6th Melb Scouts
1940	K. McGrath	Seddon
1941	E.J. Wilkinson	Seddon
1942	G. McLaren	South Footscray
1943	D. Taylor	6th Melb Scouts
1944	S. Fox	Parkside
1945	R. Cooke	6th Melb Scouts
1946	A. Mathieson	Essendon Districts
1947	R. Jewell	Seddon
1948	H. Mason	Seddon
1949	B. Murray	Parkside*
	B. Brown	Spotswood*
1950	K. Cooke	West Footscray
1951	R. Smith	Seddon
1952	E. Spence	North Footscray
1953	R. Jewell	Seddon
1954	M. Beckett	F & Y Socials
1955	L. Charles	West Footscray
1956	H. Bolger	West Footscray
1957	M. Beckett	F & Y Socials
1958	L. Anderson	Kingsville
1959	L. Charles	West Newport
1960	A. Clough	Seddon
1961	R. Murray	North Footscray
1962	J. Gaylor	Albion
1963	J. Charles	North Footscray
1964	A. Bottomley	West Newport
1965	D. Prior	Albion
1966	G. Saunders	Braybrook
1967	A. McAssey	Spotswood
1968	R. Smithwick	North Footscray
1969	D. Knight	ICI (Deer Park)
1970	R. Beattie	Parkside
1971	T. Flint	North Footscray
1972	G. Gingell	Kingsville
1973	B. Priest	Braybrook
1974	B. Chamberlain	Seddon
1975	B. Priest	Braybrook
1976	D. Brown	Seddon
1977	J. Narres	Deer Park
1978	L. Hawkins	Braybrook
1979	A. Ebeyer	North Footscray
1980	M. Komp	Parkside
1981	J. Blyth	St Albans
1982	G. Hodges	Seddon
1983	R. Peterson	St Albans
1984	M. Hewat	Braybrook
1985	P. Mildenhall	Spotswood
1986	J. Theodoridis	Albion*
	B. Caulfield	Wembley Park*
1987	P. Eudey	Spotswood*
	M. Phelan	West Footscray*
1988	J. Taylor	Albion
1989	G. Brown	Spotswood

1990	S. Moss	Deer Park
1991	S. Moss	Deer Park
1992	D. Pevitt	Spotswood
1993	M. Kriehn	Spotswood
1994	C. McKellin	Deer Park
1995	F. Zoccali	Parkside
1996	M. Frost	Yarraville
1997	M. Frost	Yarraville
1998	A. Venner	Altona
1999	A. Venner	Altona*
	A. Thege	Spotswood*
2000	C. Barker	West Footscray*
	S. Sir	Parkside*
2001	J. Fitzpatrick	St Albans
2002	A. Ibrahim	St Albans
2003	G. McGaw	Hoppers Crossing
2004	D. Galea	Spotswood
2005	S. Arena	St Albans
2006	J. Clarke	Port Melbourne Colts
2007	R. Douglas	Sunshine
2008	B. Julier	Port Melbourne Colts
2009	D. Jacobs	Port Melbourne Colts
2010	T. Jenkins	St Albans
2011	T. Jenkins	St Albans
2012	C. O'Keefe	Spotswood
2013	C. O'Keefe	Spotswood*
	S. Broadbent	Deer Park*
2014	M. Dean	Werribee Districts
2015	W. Skipper	Hoppers Crossing
2016	K. McHarg	Deer Park
2017	S. Kennedy	Altona
2018	C. Endres	Hoppers Crossing

Division 1 Reserves

1967	C. Gibbons	Braybrook
1968	C. Gibbons	Braybrook
1969	R. Simmons	Braybrook
1970	G. Hollingworth	West Footscray
1971	A. (Wal) Saunders	Kingsville
1972	D. Tipping	Braybrook
1973	W. Trusler	Albion
1974	D. Thompson	Seddon
1975	J. Anderson	North Footscray
1976	R. Campbell	Seddon
1977	A. Hall	Albion
1978	J. Barker	Kingsville
1979	B. Hall	West Footscray
1980	P. Hockey	Sunshine YCW
1981	B. Bourke	West Footscray
1982	M. Igoe	Sunshine YCW
1983	D. Nelson	Deer Park
1984	L. Croft	Sunshine YCW
1985	B. Kenny	Kingsville
1986	G. Bate	Albion
1987	A. Hunt	Kingsville*
	Greg Spurling	North Footscray*
1988	G. Bate	Albion
1989	G. Langlands	Spotswood
1990	W. Dalton	Spotswood
1991	D. Scott	Spotswood
1992	L. D'Ambrosio	Seddon
1993	G. Sperling	Kingsville*
	L. D'Ambrosio	Seddon*

1994	P. Michetti	St Albans
1995	R. Patterson	St Albans
1996	G. Sperling	Yarraville
1997	D. Gill	Yarraville
1998	J. Ryan	Port Melbourne Colts
1999	G. Evans	Altona*
	B. McQuade	Port Melbourne Colts*
2000	S. Balshaw	Port Melbourne Colts
2001	G. Evans	Altona
2002	C. Clonan	Hoppers Crossing
2003	B. Franksen	Albion
2004	P. Eudey	Sunshine
2005	J. Scott	St Albans*
	M. Brasher	Albion*
2006	B. Tyquin	Hoppers Crossing
2007	D. Coleman	Spotswood
2008	A. Moore	Albion
2009	M. Burns	Port Melbourne Colts
2010	A. Hodgetts	Altona
2011	M. Ergunen	Spotswood*
	A. Williams	Hoppers Crossing*
2012	B. Miller	Altona
2013	B. Miller	Altona
2014	B. Miller	Altona
2015	B. Miller	Altona
2016	B. Miller	Altona
2017	A. Law	Werribee Districts
2018	M. Mitou	St Albans

Division 2 Seniors

1934	A. Self	Baptist
1935	B. Richards	Spotswood
1936	H. Hickey	South Footscray
1937	W. Warden	Kingsville
1938	H. Hickey	South Footscray
1939	G. Tribe	C.S.R
1940	A. King	St Andrews
1941	F. Kenny	Kingsville
1942	H. Hickey	South Footscray
1943	W. Sheehan	Newport CYMS
1944	S. Bell	Yarraville Boys
1945	K. Webb	Sunshine
1946	H. Self	Waratah
1947	S. Wallis	Waratah
1948	W. McKenzie	Vic Socials
1949	G. McCann	Williamstown Rovers*
	A. McVeith	6th Melb Scouts*
1950	K. Wood	Vic Socials
1951	K. Blacker	Williamstown Rovers
1952-1985 NO COMPETITION		
1986	G. Kelly	Braybrook YCW
1987	G. Davis	A.N.B.Y
1988	R. Pereira	Ascot Vale*
	C. Ottenbach	Ascot Vale*
1989	P. Michetti	Sunshine Heights
1990	E. Muench	Port Melbourne Colts
1991	S. Rayment	North Essendon*
	B. Tuppen	West Newport*
1992	P. Quinn	Coburg Districts
1993	D. Page	Albion
1993	S. Rayment	North Essendon
1994	D. Page	Albion*
	M. Sammut	Ascot Vale*

1995	D. Gray	Sunshine YCW
1996	B. Cook	Glenorden
1997	J. Rankin	Coburg Districts
1998	L. D'Ambrosio	Seddon/Yarraville
1999	P. Maynard	North Sunshine*
	S. Carroll	North Sunshine*
2000	K. Robertson	Sunshine Heights
2001	B. Evans	Seddon/Yarraville
2002	J. McCallion	Kensington Hill Hammerheads
2003	G. Frankel	Deer Park*
	D. Williams	North Footscray*
2004	D. Williams	North Footscray
2005	S. Lane	West Footscray*
	G. Frankel	Deer Park*
2006	R. Telfer	North Sunshine
2007	L. Braun	Braybrook
2008	M. Kennedy	Western Magpies
2009	N. Juegan	Parkside
2010	L. Summers	Deer Park
2011	R. Trajkovski	Deer Park
2012	R. Ford	Parkside
2013	J. Lampi	Sanctuary Lakes
2014	C. Muratore	Parkside
2015	D. Ellis	Wyndhamvale
2016	K. Murphy	North Footscray
2017	B. Mesto	Newport Power
2018	N. Montague	Manor Lakes

Division 2 Reserves

1986	D. Prior	Deer Park
1987	K. Jackson	Sandridge
1988	M. Marmo	Central Altona
1989	J. Vellani	Ascot Vale*
	I. Montgomery	Hoppers Crossing*
	P. Robertson	North Sunshine*
1990	M. Flynn	Coburg Districts
1991	L. Bomford	North Essendon
1992	R. Kitchen	Hoppers Crossing
1993	T. Jedrojewski	East Brunswick
1994	S. Ivkovic	Albion
1995	M. Barrett	Fawkner Amateurs
1996	S. Butterworth	Fawkner Amateurs
1997	P. Sheldon	Coburg Districts
1998	P. Russell	Braybrook
1999	T. Danskin	Braybrook
2000	D. Murphy	Glenorden
2001	H. Phan	North Sunshine
2002	H. Phan	North Sunshine
2003	N. Pistikakis	Western Magpies
2004	T. Minutolo	Coburg Districts
2005	A. Hodgetts	Altona
2006	T. Minutolo	Coburg Districts
2007	M. Dolny	Albanvale
2008	M. Dolny	Albanvale
2009	C. Hough	Coburg Districts
2010	P. Growcott	Albanvale
2011	A. Haddara	Parkside*
	P. Growcott	Albanvale*
2012	P. May	Braybrook*
	M. Allouche	Yarraville Seddon Eagles*
2013	M. Raak	Caroline Springs

BEST & FAIREST HISTORY

* Tied winner
 *** Combined WRFL/EDFL competition

Division 2 Reserves (cont.)

2014	B. Ashman	Parkside
2015	S. Ingham	Wyndhamvale*
	M. Saker	Caroline Springs*
2016	M. Bellingham	North Footscray
2017	L. Styles	Manor Lakes

2018 J. Collard Parkside

Division 3 Seniors

1988	M. Williams	Braybrook YCW
1989	J. Crouch	Laverton
1990	A. White	Wyndhamvale
1991	A. White	Wyndhamvale
1992	T. Phillips	Flemington
1993	B. Regan	Wembley Park
1994	S. Zahra	Laverton
1995	P. Barlow	Wembley Park
1996	R. Moloney	West Newport
1997	T. Fulton	Brunswick Amateurs
1998	K. Robertson	Sunshine Heights
1999–2013	NO COMPETITION	

2014	L. Wallace	Braybrook
2015	B. Ashman	Parkside
2016	T. Lawrie	Tarneit
2017	J. Cloke	Parkside*
	D. Hovey	Wyndham Suns*

2018 B. Sheean Point Cook Centrals

Division 3 Reserves

1988	K. Jackson	Sandridge
1989	E. De Francesco	Ascot Vale
1990	D. Gaul	A.N.B.Y
1991	D. Sheldrick	North Sunshine
1992	R. Brown	Newport*
	B. Evans	Newlands Coburg*
1993	M. Harris	Wyndhamvale
1994	G. Greaney	North Essendon
1995	M. Hartshorne	Laverton
1996	G. Grist	Laverton*
	J. Darcy	Laverton*
1997	M. Foss	Kealba
1998	S. Dunn	Brunswick Amateurs
1999–2013	NO COMPETITION	

2014	G. Jones	Sanctuary Lakes
2015	G. Jones	Wyndham Suns
2016	C. Stephens	Wyndham Suns
2017	J. Cowlshaw	Tarneit

2018 R. Frost Tarneit

Senior Women

2017	K. Raymundo	Caroline Springs**
------	-------------	--------------------

2018 G. Anderson Manor Lakes

A3 Seniors (Open Age)

1978	G. Taylor	KYMCA
1979	C. Davis	Kensington
1980	G. Nuske	Kingsville
1981	T. Rajmager	Albanvale
1982	T. Rajmager	Albanvale
1983	A. Lutterschmidt	Old Ess. Grammar
1984	S. Canov	Port Melbourne Colts
1985	E. Muench	Port Melbourne Colts
1986	NO COMPETITION	

1987	C. Starr	St Albans
1988	M. Woods	Albion
1989	K. Jackson	Sandridge
1990	H. Peterson	Sandridge*
	T. Trimboli	St Albans*
1991	D. Anderson	Albion
1992	G. Kilty	Ascot Vale
1993	J. Baars	Albion
1994	W. Kennedy	St Albans*
	A. Bradley	RAAF Melbourne*
	M. Walker	RAAF Melbourne*
1995	C. Green	Sunshine YCW

A4 Seniors (Open Age)

1983	B. French	EHSES
1984	D. Barker	Kingsville
1985	F. Cavarella	Nth Dists

A5 Seniors (Open Age)

1985	J. Dearaugo	Albion
------	-------------	--------

Under 19 Division 1

2016	B. Kitchen	Hoppers Crossing
2017	E. Taylor	Altona

2018 B. Searle Altona*
J. Callaway Altona*
Z. Neicho Caroline Springs*

Under 19 Division 2

2016	S. Woods	Werribee Districts
2017–2018	NO COMPETITION	

Under 18 Division 1

1936	J. Miller	North Footscray
1937	J. Flint	West Footscray
1938	M. McDonnell	West Footscray
1939	C. McClelland	West Footscray
1940	R. Cooke	North Melb
1941	J. Watters	North Footscray
1942	M. Laffey	West Footscray
1943	A. Mathieson	Combine
1944	L. Reid	Spotswood
1945	M. McPherson	West Footscray
1946	A. Greelish	Spotswood
1947	J.J. Storey	West Footscray
1948	J. Jackson	Sunshine
1949	C. Poole	Newport
1950	E. Whitten	Braybrook
1951	W. Hughes	Spotswood
1952	B. Stockman	West Footscray
1953	F. Soraghan	West Footscray
1954	R. Hempel	Kingsville
1955	D. McLean	F & Y Socials
1956	J. Cairns	Spotswood
1957	A. Saunders	Seddon
1958	F. Ambrosy	WCYMS*
	K. Beamish	North Footscray*
1959	R. Walker	Braybrook
1960	F. Battestella	F & Y Socials
1961	T. Parton	F & Y Socials
1962	D. Doll	F & Y Socials
1963	K. Jackman	West Footscray
1964	H. McCauliffe	Spotswood

1966	N. Ickeringill	Parkside
1967	I. Grossman	North Footscray
1968	R. Cole	F & Y Socials
1969	M. Pokrovsky	St Albans
1970	C. Kinniburgh	West Footscray
1971	W. Bates	Footscray
1991	D. Crea	North Footscray
1992	J. Perrone	Spotswood
1993	S. Carroll	Sunshine YCW
1994	S. Cobovic	Port Melbourne Colts
1995	J. Orsini	St Albans
1996	P. Battaglia	Hoppers Crossing
1997	C. Simpkin	Sunshine YCW
1998	J. McCabe	Sunshine YCW
1999	R. Cassidy	Altona
2000	M. Caruana	Sunshine Heights
2001	L. Dennerley	Wyndhamvale Juniors
2002	J. Charter	Albanvale
2003	S. Pace	Altona Juniors
2004	M. Cravino	Wyndhamvale Juniors
2005	M. Nicolaidis	Albion/Heights
2006	R. Noye	Spotswood
2007	M. Hardiman	Altona
2008	C. Lawson	Altona
2009	A. Vivoda	Altona
2010	J. McPherson	Albion
2011	M. Poland	Hoppers Crossing
2012	J. Lampi	Point Cook
2013	B. Kuypers	St Albans
2014	S. Ismail	Deer Park
2015	N. Williams	Hoppers Crossing
2016–2018	NO COMPETITION	

Under 18 Division 2

1993	A. Saliba	Albion
1994	D. Phelps	Spotswood
1995	S. Maher	Flemington Juniors
1996–2004	NO COMPETITION	
2005	M. Ellis	West Footscray/ Sunshine
2006	D. Mitchell	Western Magpies*
	A. Maki	Werribee Juniors*
2007	M. Dorricott	Hoppers Crossing
2008	B. Lucas	North Footscray
2009	S. Hudson	Werribee Juniors
2010	J. Cameron	North Sunshine
2011	J. Lampi	Point Cook
2012	J. Caterino	Albanvale
2013	N. Johnson	Glen Orden
2014	L. Scarborough	Wyndhamvale
2015	L. Scarborough	Wyndhamvale
2016–2018	NO COMPETITION	

Under 18 Division 3

1988	R. Jimeno	Albanvale
1989	J. Bouchard	Sunshine YCW
2008	D. McMahon	Parkside
2009–2018	NO COMPETITION	

Under 18 Girls

2016	B. Stevens	Deer Park**
2017	S. Whiting	Wyndhamvale

2018 M. Huta Spotswood

Under 17 Division 1

1972	G. Hester	Spotswood
1973	J. Ebeyer	North Footscray
1974	S. Maiola	Albion
1975	G. Langlands	Spotswood
1976	L. Girardi	St Albans
1977	S. Philpott	West Footscray
1978	G. Considine	Parkside
1979	R. Aquilina	Deer Park
1980	T. Lockwood	Parkside
1981	B. Tuppen	Yarraville Boys
1982	S. Ktenidis	Parkside
1983	A. Torcello	Albion
1984	A. Williams	Deer Park
1985	S. Dalli	St Albans
1986	M. Smyth	Deer Park
1987	S. Johansen	West Footscray
1988	J. Bruzzaniti	Spotswood
1989	A. Walsh	St Albans
1990	P. Ballan	Werribee Juniors
1991	R. Musarra	Hoppers Crossing*
	S. Millo	St Albans*
1992–2015	NO COMPETITION	

2016 M. Holland St Bernards

2017 K. Bharathi Altona Juniors

2018 K. Bharathi Altona Juniors

Under 17 Division 2

1972	G. Western	Braybrook
1973	No Competition	
1974	R. Robinson	Kingsville
1975	T. Fox	Altona North
1976	G. Murray	Yarraville Boys
1977	B. Hitch	Sunshine YC
1978	P. Argus	Sunshine YCW
1979	M. Croft	Braybrook
1980	G. Gay	Sunshine Juniors
1981	J. Mallia	Braybrook
1982	J. Mallia	Braybrook
1983	J. Soldatis	Seddon
1984	P. Hamilton	St Bernards
1985	D. Deagan	St Brendans
1986	J. Hobbs	Sunshine Heights*
	G. Lababidi	Sunshine Heights*
1987	M. Makhoul	East Brunswick
1988	S. Bryan	Williamstown United
1989	S. Thompson	North Sunshine
1990	M. Grima	Parkside
1992–2015	NO COMPETITION	
2016	M. Zoccali	St Bernards
2017	D. McPherson	Albion

2018 W. Thompson Flemington Juniors

Under 17 Division 3

2016	C. McIntosh	Werribee Districts
2017–2018	NO COMPETITION	

Under 16 Division 1

1954	H. Munro	Sunshine
1955	R. Mills	Sunshine
1956	C. Cruickshank	F & Y Socials
1957	M. Cursins	Kingsville
1958	R. Walker	Braybrook

BEST & FAIREST HISTORY

* Tied winner
** Combined WRFL/EDFL competition

Under 16 Division 1 (cont.)

1959	T. Roach	Sunshine
1960	G. Chalmers	Spotswood
1961	H. Steigler	Sunshine
1962	H. Steigler	Sunshine
1963	R. Spargo	FFC 4th
1964	R. Williams	Spotswood
1965	C. Briscoe	Spotswood
1966	R. Cole	F & Y Socials
1967	P. Welsh	F & Y Socials
1968	D. West	West Footscray
1969	G. Delaland	Sunshine
1970	T. Hudson	Braybrook
1971	F. Mitchell	A.N.B.Y
1972–1989 NO COMPETITION		
1990	C. McMahon	East Brunswick
1991	M. Hovey	Werribee Juniors
1992	B. Baarini	Altona City Juniors
1993	L. Saliba	Albion
1994	D. Blake	Werribee Juniors
1995	S. Blake	Werribee Juniors
1996	K. McLeish	Spotswood
1997	W. Foley	Werribee Juniors
1998	J. Krainski	North Sunshine
1999	B. Twomey	Port Melbourne Colts*
	D. Bonnici	St Bernards*
2000	F. Mastropasqua	St Bernards
2001	S. Pace	Altona
2002	C. Koutzamanis	Hoppers Crossing
2003	D. Sablich	Williamstown Juniors*
	M. Wright	Western Magpies*
2004	J. Mather	Werribee Juniors
2005	D. Pace	Altona Juniors
2006	D. Pace	Altona Juniors
2007	J. Fitzpatrick	Wyndhamvale Juniors*
	J. Bailey Buckler	Werribee Juniors*
2008	T. Dean	Werribee Juniors*
	L. Fairley	Williamstown Juniors*
2009	N. Russell	Williamstown Juniors
2010	M. Zahraman	Spotswood
2011	P. Manivong	Altona Juniors
2012	H. Bray	Hoppers Crossing
2013	B. Houlihan	Altona Juniors
2014	B. Wagland	Yarraville Seddon
2015	S. Syme	Spotswood
2016–2018 NO COMPETITION		

Under 16 Division 2

1960	R. Wrobowleski	St Albans
1961	M. Mumford	North Footscray
1962	K. Menzies	Footscray Tech
1963	K. Pecrotti	West Newport
1964	R. Farrelly	West Newport
1965	J. Lang	St Albans
1966	J. Lang	St Albans
1967	M. Polrovski	St Albans
1968	M. Polrovski	St Albans
1969	D. Brown	Seddon
1970	R. Ramon	F.T.C.O.B
1971	J. Hassett	St Pauls
1972–1990 NO COMPETITION		
1991	C. Liddle	North Melbourne & Kensington

1992	D. McFerran	St Albans
1993	J. McCutcheon	Altona City Juniors
1994	P. Battaglia	Hoppers Crossing*
	S. Tobin	Spotswood*
1995	K. Roach	Albion
1996	C. Cusati	West Footscray
1997	P. Carson	Werribee Juniors*
	D. Fitzpatrick	St Albans*
1998	J. Cook	Albanvale
1999	J. Krainski	North Sunshine
2000	D. Tragjasi	North Sunshine
2001	T. Bonnett	Port Melbourne Colts
2002	J. Linton	Sunshine
2003	M. Cravino	Wyndhamvale Juniors
2004	N. Richardson	North Footscray
2005	P. Savage	Albion
2006	S. Thurston	West Footscray
2007	J. Ollis	Yarraville Seddon
2008	W. Hosking-Elliott	North Sunshine
2009	K. Klix	North Footscray
2010	C. Craig	Flemington Juniors
2011	L. Knight	Yarraville Seddon*
	E. Yondemli	St Albans*
2012	L. Knight	Yarraville Seddon
2013	C. McPherson	Albion
2014	M. Galea	Deer Park
2015	B. Khamis	St Albans
2016–2018 NO COMPETITION		

Under 16 Division 3

1992	P. Vincent	Williamstown Juniors
1993	S. Maher	Flemington Juniors
1994	V. Taulufo	A.N.B.Y
1995	N. Hill	Flemington Juniors
1996	A. Davis	Rockbank
1997	J. Lockton	North Melb & Kens
1998	S. Garcia	Laverton
1999	J. Antonello	Werribee Juniors
2000	D. Do	Deer Park
2001	N. Renaut	Werribee Juniors
2002	J. Litchfield	Albion
2003 NO COMPETITION		
2004	C. Revell	Yarraville Juniors
2005	B. Cooper	St. Bernards
2006	A. Afewerk	Sunshine*
	A. Gheorgiu	Sunshine*
2007	A. Gilmore	Point Cook
2008	H. Andrew	Sunshine
2009	J. Vella	Sunshine Heights
2010	T. Madden	St Bernard's
2011	J. MacDonald	Glen Orden
2012	M. Howe	Old Westbourne
2013	M. Taleb	Newport Power*
	L. Scarborough	Wyndhamvale*
2014	S. Bonnici	Albanvale
2015	L. Eliepa	Sanctuary Lakes
2016–2018 NO COMPETITION		

Under 16 Division 4

1993	G. Richardson	Seddon
1994	M. Chansawat	Flemington Juniors
1995	A. Kitchen	Hoppers Crossing

1996–2006 NO COMPETITION		
2007	D. Krywyn	Wyndhamvale Juniors
2008	L. Larsen	St Bernards
2009	J. Davies	Wyndhamvale Juniors
2010	H. Barnett	Williamstown Juniors
2011–2014 NO COMPETITION		
2015	L. Timms	Wyndhamvale
2016–2018 NO COMPETITION		

Under 15 Division 1

1972	M. Ryan	Seddon
1973	J. Dinatale	Spotswood
1974	T. Crawford	F & Y Socials
1975	D. Hawkins	Braybrook
1976	B. Wilson	Braybrook
1977	M. Croft	Braybrook
1978	R. Brennan	St Albans
1979	V. Dicocco	Spotswood
1980	A. Taylor	Albion
1981	A. Pastore	Spotswood
1982	M. Taylor	Albion
1983	D. Madigan	Deer Park
1984	A. Johnson	St Bernards
1985	S. Kolnyuk	St Albans
1986	F. Tripodo	St Bernards*
	D. Enever	Hoppers Crossing*
1987	A. Robertson	West Footscray
1988	D. Galakos	Melton Juniors
1989	L. Vasallo	St Bernards
1990	P. Sullivan	Hoppers Crossing
1991	C. Karakiozakis	West Newport Juniors
1992	S. Alabacos	Werribee Juniors
1993–2010 NO COMPETITION		
2011	T. Padgett	Altona Juniors
2012	N. Williams	Hoppers Crossing*
	D. Sulejmani-Blackwell	Williamstown Juniors*
2013	N. Buykx	Point Cook
2014–2015 NO COMPETITION		
2016	M. Chak	Werribee Districts
2017	E. Ford	Yarraville Seddon Eagles*
	N. Reynolds	Werribee Districts*

2018 M. D'Ambrosio Point Cook

Under 15 Division 2

1972	M. Barker	Parkside
1973	T. Ebeyer	North Footscray
1974	A. Pulcini	North Altona
1975	M. Molony	Kingsville
1976	A. Richards	Yarraville Boys
1977	P. Argus	Sunshine YCW
1978	A. Paschalikis	West Footscray
1979	A. Slattery	Parkside
1980	D. Saunders	Seddon
1981	P. Clarke	Parkside
1982	P. Philpot	West Footscray
1983	J. Aziz	Albion
1984	D. Findlay	Hoppers Crossing
1985	D. Jones	West Footscray
1986	D. Maddern	Albion
1987	P. Mills	St Albans
1988	J. Karagiannis	Albanvale

1989	A. Mills	Yarraville Boys
1990	D. Derich	Altona City Juniors
1991–2012 NO COMPETITION		
2013	B. Taylor	Werribee Centrals
2014–2015 NO COMPETITION		
2016	E. Bentley	Spotswood
2017	K. Holden	Albion
2018 N. Seiderman Flemington Juniors/Sunshine		

Under 15 Division 3

1984	R. Jovanovski	Seddon
1985	J. Haberman	Port Melbourne Colts
1986	G. Manson	Port Melbourne Colts
1987	A. Kukuljan	North Melb
1988	J. Cuzzupe	Braybrook
1989	R. Scardamaglia	Sunshine YCW
1990–2018 NO COMPETITION		

Under 15 Division 4

1988	C. Salisbury	Altona City
1989–2018 NO COMPETITION		

Under 15 Girls Division 1

2016	I. Grant	Spotswood**
2017	D. Cott	Tarneit
2018 C. Mantas Caroline Springs		

Under 15 Girls Division 2

2018 C. Tyrrell Werribee Districts		
---	--	--

Under 14 Division 1

1966	G. Simmons	Sunshine
1967	D. Brown	Seddon
1968	T. Sgroi	Braybrook
1969	S. Mandics	St Pauls
1970	R. Davidson	West Footscray
1971	B. Burnett	St Pauls
1972–1988 NO COMPETITION		
1989	D. Carrington	Hoppers Crossing
1990	L. Boehme	West Newport Juniors
1991	L. Saliba	Albion
1992	C. Davis	St Bernards
1993	M. Micallef	Albanvale
1994	M. O'Toole	Albion*
	A. Kitchen	Hoppers Crossing*
1995	M. Rhodes	Albion
1996	M. Asik	Port Melbourne Colts
1997	J. Krainski	North Sunshine
1998	A. Chiu	Altona Juniors
1999	M. Coles	North Footscray
2000	L. Demetriou	Albanvale
2001	J. Spinella	St Bernards
2002	B. Houli	Spotswood
2002	A. Peters	Yarraville Juniors
2003	B. Bonnacci	St Albans
2004	S. Shrolock	Werribee Juniors
2005	J. Carr	Williamstown Juniors
2006	J. Charleston	Spotswood
2007	J. Charleston	Spotswood
2008	C. Matheson	Williamstown Juniors
2009	P. Lenagh	Williamstown Juniors*
	B. Jago	Werribee Juniors*

BEST & FAIREST HISTORY

* Tied winner
 *** Combined WRFL/EDFL competition

Under 14 Division 1 (cont.)

2010	P. Manivong	Altona Juniors
2011	R. Keegan	Hoppers Crossing
2012	M. Knezevic	Werribee Districts
2013	J. Gilmore	Old Westbourne
2014	C. Thar	Werribee Districts
2015	J. Mathews	Sanctuary Lakes
2016	O. Gordon	Caroline Springs
2017	B. Moffatt	Point Cook

2018 M. Stephenson St Bernards

Under 14 Division 2

1966	J. Craig	Spotswood
1967	V. Mesiti	West Footscray
1968	T. Hudson	Braybrook YCW
1969	G. Rowe	Seddon
1970	J. Ebeyer	North Footscray
1971	L. Wright	Sunshine
1972–1990 NO COMPETITION		
1991	H. Theodorou	Spotswood
1992	G. Lis	Deer Park
1993	C. Beazley	Altona City Juniors
1994	M. Dean	Yarraville Boys
1995	M. Khoder	East Brunswick
1996	R. Martin	Albion
1997	A. Lika	West Footscray
1998	C. Gouillet	St Bernards
1999	M. Formosa	Kealba
2000	E. Sani	Flemington Juniors
2001	D. Ibister	West Footscray
2002	A. Abdo	Albanvale
2003	J. Fortunato	Albanvale*
	S. Sherlock	Werribee Juniors*
2004	J. Attard	Albanvale
2005	C. Moore	Flemington Juniors
2006	I. Muftarov	St Albans
2007	W. Leveni	Port Melbourne Colts
2008	J. Humphreys	Glen Orden
2009	D. Sloman	Albion
2010	W. Donaldson	Glen Orden
2011	J. Romeo	St Albans
2012	H. Rocke	Flemington Juniors
2013	J. Mould	Wyndhamvale
	S. Syme	Albion
2014	B. Khamis	St. Albans
2015	H. White	Werribee Centrals
2016	N. Reynolds	Wyndhamvale
2017	N. Singh	Wyndham Suns
2018	M. Logan	Werribee Centrals

Under 14 Division 3

1991	S. Grant	Flemington
1992	S. McGoldrick	Yarraville Boys
1993	S. Haw	North Sunshine
1994	C. Casati	West Footscray
1995	B. Hatty	West Footscray
1996	J. Kranski	North Sunshine
1997	D. DaSilva	North Footscray
1998	D. Ellis	North Footscray
1998	A. Morrow	Werribee Juniors
1999	M. Sani	Flemington Juniors
2000	S. Tucker	Western Magpies

2002	R. Roach	Sunshine Heights
2001	NO COMPETITION	
2003	D. Jensen	Sunshine Heights
2004	T. Luong	Braybrook
2005	S. Reilly	Sunshine
2006	M. Eason-Jones	North Footscray
2007	J. Humphreys	Glen Orden
2008	C. Utri	St Bernards
2009	G. Trotman	Sunshine
2010	J. Blake	Sunshine
2011	B. Hodge	Williamstown Juniors
2012	B. Kendall-Coyle	Sunshine
2013	J. Nguyen	Sunshine
2014	M. El Nour	Deer Park
2015	M. El Nour	Deer Park
2016	D. Tipuamantumirri	Flemington Juniors
2017–2018	NO COMPETITION	

Under 14 Division 4

1993	S. Attard	St Albans (1)
1994	N. Mallia	Sunshine Heights
1995	R. Jensen	Altona City Juniors
1995	R. Preusker	Kealba Green Gully
1996	A. Shepherd	Hoppers Crossing
1997–2002 NO COMPETITION		
2003	M. De Luca	Wyndhamvale Juniors
2004	J. Grima	Sunshine
2005	E. Phasey	Point Cook
2006	P. Purukamu	Parkside*
	S. Parker	Flemington Juniors*
2007	S. Georgiovski	Point Cook*
	M. Paoli	St Bernards*
2008	J. Doyle	Flemington Juniors
2009	B. Dimattina	Flemington Juniors
2010	A. Esposito	Werribee Juniors
2011–2018	NO COMPETITION	

Youth Girls

2012	S. Murphy-Bourke	Altona Juniors
2013	B. Bonnici	St Albans**
2014	B. Eley	Wyndhamvale**
2015	N. Ferres	Wyndhamvale**

Under 13 Division 1

1972	M. Lynch	Spotswood
1973	L. Girardi	St Albans
1974	B. Wilson	Braybrook
1975	S. Drysdale	Deer Park
1976	A. Yankos	KYMCA
1977	F. Lownden	KYMCA
1978	R. Dimartino	Spotswood
1979	A. Metha	St Albans
1980	G. Mortignago	Kingsville
1981	C. Beck	Deer Park
1982	S. Delli	St Albans
1983	A. Johnston	St Bernards
1984	A. Hailes	Melton Juniors
1985	A. Kukuljan	St Brendans
1986	T. Giarrizzo	Sunshine YCW
1987	W. Smith	Werribee Juniors
1988	R. May	A.N.B.Y
1989	T. Tran	Albanvale
1990	M. Bettin	Albion

1991	D. McLean	West Footscray
1992	K. Haslinger	Glenorden
1993–1998 NO COMPETITION		
1999	D. Thomas	Hoppers Crossing Blue
1999	J. Barling	Williamstown Juniors
1999	B. Prismall	Werribee Juniors Gold
2000	K. Williams	Hoppers Crossing Blue
2001	B. Houli	Spotswood
2002–2008 NO COMPETITION		
2009	K. Adams	Yarraville Seddon
		Eagles
2010	B. Davies	St Bernard's
2011	B. Razlog	Hoppers Crossing
2012	B. Siwek	Werribee Districts
2013	D. Andrews	Werribee Centrals
2014	K. Bharathi	Altona Juniors
2015	S. Metcalfe	Yarraville Seddon
		Eagles
2016	K. Coghlan	Williamstown Juniors
2017	M. Payne	Williamstown Juniors

2018 M. Loukomitis St Bernard's

Under 13 Division 2

1972	T. Crawford	F & Y Socials
1973	NO COMPETITION	
1974	C. Knox	Parkside
1975	J. Beasley	Kingsville
1976	C. Pegano	North Footscray
1977	G. Bezzina	St Albans
1978	M. Monty	St Albans
1979	I. Newman	Sunshine YCW
1980	A. Abdulovski	Seddon
1981	D. Madigan	Deer Park
1982	R. Chugg	Kensington
1983	D. Jones	West Footscray
1984	G. Manson	Port Melbourne Colts
1985	P. Mills	St Albans
1986	K. Chu	North Sunshine
1987	T. Tran	St Albans
1988	T. Tran	Albanvale
1989	R. Evans	Melton Juniors
1990	S. Zavalas	West Footscray*
	N. Hill	Deer Park*
1991–2010 NO COMPETITION		
2011	C. Bond	Caroline Springs
2012	B. Cox	Wyndhamvale*
	J. Lambley	Werribee Centrals*
2013	C. Thar	Werribee Districts
2014	D. Ciappara	St Albans
2015	J. Bailey	Werribee Centrals
2016	S. Ludloff	Hoppers Crossing
2017	M. Atem	Werribee Centrals
2018	T. Findlay	Point Cook Centrals

Under 13 Division 3

1984	J. Kavanagh	Braybrook
1984	S. Blomeley	North Footscray
1985	S. Brooks	Wembley Park
1986	B. Haviet	Seddon
1987	R. Bromeley	North Footscray
1988	D. Weston	Flemington
1989	L. Boehme	West Newport Juniors
1990	P. Guida	Parkside

1991–2012 NO COMPETITION

2013	M. Rubino	Altona Juniors
2014	NO COMPETITION	
2015	A. Patrice	Sunshine
2016	J. Diaz	Albion
2017	Y. Kailie	Sunshine Heights
2018	NO COMPETITION	

Under 12 Division 1

1970	R. Peterson	St Albans
1971	T. Forbes	Kingsville YCW
1972–1987 NO COMPETITION		
1988	A. Brown	Deer Park
1989	L. McDonald	Deer Park
1990	S. McGoldrick	Yarraville Boys
1991	B. Power	St Albans
1992	S. Blake	Werribee Juniors
1993	R. O'Keefe	Hoppers Crossing
1994	D. Bonnici	St Bernards
1995	D. Bonnici	St Bernards
1996	K. McKenzie	Altona City Juniors
1997	J. Bingham	Hoppers Crossing
1998	T. Langlands	Spotswood
1999	B. Sutcliffe	Port Melbourne Colts
2000	B. Houli	Spotswood
2001	B. Bonacci	St Albans
2002	C. Ward	Spotswood
2003	J. Carr	Williamstown Juniors
2004	L. Mitchell	St Bernards
2005	J. Charleston	Spotswood
2006	L. Hunter	Williamstown Juniors*
	A. Weaven-Cahill	Williamstown Juniors*
2007	T. Madden	St Bernards*
	O. Abou-Zeid	Spotswood*
2008	P. Manivong	Altona Juniors
2009	C. Daley	Spotswood*
	D. Sulejmani-Blackwell	Williamstown Juniors*
	T. Crennan	Werribee Centrals*
2010	M. Knezevic	Werribee Juniors*
	B. Kitchen	Hoppers Crossing*
2011	L. Fogarty	Spotswood
2012	B. Valastro	Hoppers Crossing
2013	J. Moretti	Caroline Springs
2014	K. Hynes	Hoppers Crossing
2015	M. D'Ambrosio	Point Cook
2016	T. Lowrie	St Bernard's
2017	H. Schuurmans	Williamstown Juniors
2018	E. Ibbetson	Williamstown Juniors

Under 12 Division 2

1991	S. Murdoch	Yarraville Boys
1992	S. Attard	St Albans
1993	R. Beazley	Altona City Juniors*
	A. Flavel	Flemington Juniors*
1994	S. Aquilina	Port Melbourne Colts
1995	J. Kranski	North Sunshine
1996	L. Raso	North Sunshine
1997	M. Agius	Rockbank
1998	S. Sayers	Hoppers Crossing
1999	M. Nicolaides	Sunshine Heights
2000	W. Phillips	Yarraville Juniors

BEST & FAIREST HISTORY

* Tied winner
** Combined WRFL/EDFL competition

Under 12 Division 2 (cont.)

2001	J. Gattellaro	Deer Park
2002	M. De Luca	Wyndhamvale Juniors
2003	T. Finco	Albion*
	C. Robson	St Albans*
2004	S. Moyle	Albion*
	C. Dalton	Albanvale*
2005	W. Leveni	Port Melbourne Colts
2006	L. Maschewski	Albanvale
2007	M. Huckstepp	Caroline Springs
2008	S. Cehic	Caroline Springs
2009	Z. Curmi	Albanvale*
	J. Romeo	St Albans*
2010	M. Galea	Deer Park*
	W. Parker	Newport Power*
2011	L. Andrew	Old Westbourne
2012	R. Vesty	Old Westbourne
2013	C. Perkins	Spotswood
2014	B. Ismail	Newport Power
2015	B. Hicks	Altona Juniors
2016	Y. Kailie	Sunshine Heights
2017	B. Abiyie	Caroline Springs
	D. Bajic	Werribee Centrals
2018	I. Kailie	Deer Park

Under 12 Division 3

1991	S. Derich	A.N.B.Y
1992	R. Houcher	East Brunswick
1993	R. Houcher	East Brunswick
1994	A. Fonua	Seddon*
	T. Peake	West Footscray*
1995	J. Hughes	A.N.B.Y
1996	S. McKenzie-Eyers	East Brunswick
1997	M. Sani	North Melbourne & Kensington
1998	B. Crossthwaith	Glenorden
1999	S. Tucker	Laverton
2000	A. Proud	Braybrook
2001	J. Tresopolos	Albion
2002	D. Redfern	Braybrook*
	S. Smith	North Footscray*
2003	D. Sawad	North Footscray
2004	B. Miles	Western Magpies
2005	W. Hoskin-Elliott	North Sunshine
2006	R. Turner	Sunshine Heights
2007	B. Dimattina	Flemington Juniors
2008	J. Bennett	North Footscray
2009	E. Kline-Marantelli	St Bernards
2010	X. Cassar	Hoppers Crossing
2011	L. Bentley	Spotswood
2012	K. Bharathi	North Footscray
2013	A. Wharemate-Waiti	Manor Lakes
2014	J. Dadis	Deer Park
2015	L. Edmonds	St Bernards

2016 M. Gavriladis Tarneit

2017 NO COMPETITION

2018 K. Hisni Manor Lakes

Under 12 Division 4

2008 J. Shell Werribee Juniors
2009–2018 NO COMPETITION

Under 12 Girls

2016 K. Abdi Flemington Juniors**
2017 K. Whiley Caroline Springs

2018 E. McMahon Williamstown Juniors

Under 11 Division 1

1972	G. Jenwick	Parkside
1973	D. Nelson	Deer Park
1974	A. Yankos	KYMCA*
	A. Newman	Port Melbourne Colts*
1975	S. Moss	Crossroads
1976	G. Lawrence	West Footscray
1977	A. Metha	St Albans
1978	C. Haber	Crossroads
1979	J. Aziz	Albion
1980	M. Jones	Sunshine Juniors
1981	T. Ewer	Deer Park
1982	S. Bishop	St Albans
1983	J. Bouchard	Sunshine YCW
1984	R. Smith	Kingsville
1985	S. Gannon	St Brendans
1986	S. Morgan	Werribee Juniors
1987	M. Christo	Werribee Juniors
1988	L. McDonald	Deer Park
1989	M. Bettin	Albion
1990	N. Hill	Deer Park
1991	R. Houcher	East Brunswick
1992	P. O'Keefe	Hoppers Crossing
1993	P. Carson	Werribee Juniors
1994	C. Foreman	St Albans
1995	T. Montebruno	Hoppers Crossing
1996	S. Meehan	Hoppers Crossing
1997	B. Montebruno	Hoppers Crossing
1998	D. Sablich	Williamstown Juniors
1999	L. Hadjigeorgiou	Williamstown Juniors
2000	R. Prissall	Werribee Juniors
2001	J. Green	Albion
2002	J. Fitzpatrick	Wyndhamvale Juniors
2003	D. Schibeci	Wyndhamvale Juniors
2004	J. Charleston	Spotswood
2005	J. McKenzie	Altona Juniors
2006	M. Boag	St Bernards
2007	P. Manivong	Altona Juniors
2008	J. Menadue	Altona Juniors
2009	A. Bouris	Spotswood

2010 B. Siwek Werribee Juniors

2011 D. Andrews Werribee Centrals

2012 J. Kellett Werribee Districts

2013 M. D'Ambrosio Point Cook

2014 M. D'Ambrosio Point Cook

2015 M. Payne Williamstown Juniors

2016 NO COMPETITION

2017 M. Gardner Werribee Centrals

H. Orr Newport Power

N. Tullio Werribee Districts

2018 L. Hicks Altona Juniors

Under 11 Division 2

1972 P. Johns St Pauls

1973 NO COMPETITION

1974 C. Pagano North Footscray

1975 J. Noye Kingsville

1976 D. Moloney Sunshine YCW

1977 A. O'Hehir Yarraville Boys

1978 D. Hoy Parkside

1979 W. Roach St Albans

1980 C. Bissett St Albans

1981 M. Mirikillis Braybrook*

H. Mirikillis Braybrook*

1982 M. George Kingsville

1983 A. Robertson West Footscray

1984 D. Micallef St Albans

1985 C. Bubeck St Albans

1986 P. Guida Parkside

1987 T.M. Tran Albanvale

1988 M. Bettin Albion

1989 S. McGoldrick Yarraville Boys

1990 D. O'Brien Sunshine YCW

1991 B. Dallimore West Footscray

1992–2003 NO COMPETITION

2004 A. Anderson Hoppers Crossing

2005 M. McLaughlin Caroline Springs

2006 W. Krithararis Yarraville Juniors

2007 L. Phillips Yarraville Seddon

2008 L. Scarborough Wyndhamvale Juniors

2009 H. Rocke Flemington Juniors

2010 J. Gilmore Wyndhamvale Juniors

2011 S. Kyriazis Caroline Springs

2012 A. Karauria-Lunt Newport Power

2013 K. Hynes Hoppers Crossing

2014 M. Jackman Flemington Juniors

2015 O. Correia Wyndham Suns

2016 NO COMPETITION

2017 J. Gerardi West Footscray

2018 K. El Souki Spotswood

Under 11 Division 3

1984 J. Zukanovic Braybrook

1985 R. Blomeley North Footscray

1986 D. Weston St Brendans

1987 D. Marnell Yarraville Boys

1988 H. Theodorou Spotswood

1989 A. Newman Port Melbourne Colts

1990 J. Carroll Spotswood

1991–2006 NO COMPETITION

2007 B. Redfern Braybrook

2008 NO COMPETITION

2009 B. Lester North Footscray

2010–2012 NO COMPETITION

2013 M. Fletcher PEGS Juniors*

B. Greenhalgh Caroline Springs*

2014 J. Kuppen Point Cook

2015 M. Stephenson Manor Lakes

2016 NO COMPETITION

2017 I. Kailie Sunshine Heights

2018 D. Cummins Newport Power

Under 11 East

2016 O. Murray Caroline Springs

Under 11 West

2016 D. Moloney Altona Juniors*

J. Smithers Tarneit*

Under 10

1978 M. Shepperbottom Kensington

1979 C. Regan Albanvale

Under 9 Division 1

1980 A. Markovic Spotswood

1981 J. Bouchard Sunshine YCW

1982 M. Fitzpatrick A.N.B.Y*

R. Smith Kingsville*

1983 J. Thompson Kingsville

1984 P. Guida Parkside

1985 P. Bessell Parkside

1986 S. Murphy St Albans

Under 9 Division 2

1981 A. Cilmi Albanvale

1982 B. Johnson Albanvale*

J. McCallam Melton Terriers*

1983 C. Bubeck St Albans

1984 A. Mahon Hoppers Crossing

1985 S. Gatt North Sunshine

1986 N. Geysing Yarraville Boys

Senior Netball

2018 J. Goricanec Point Cook

2018 AWARDS

LEAGUE AWARDS

Goal Umpire of the Year

Adam Steger

Boundary Umpire of the Year

Leslie Aldrich

Field Umpire of the Year

Dean McGowan

Rookie of the Year

Ethan Taylor, Altona

Melbourne Injury Lawyer Unsung Hero

Bryan Patten, Braybrook

SEN Most Valuable Player Award

Chris Endres, Hoppers Crossing

AFCA Western Region Junior Coach of the Year

Jarrold Pye, Altona Juniors

AFCA Western Region Youth Coach of the Year

Ian Allen, Spotswood

AFCA Western Region Senior Coach of the Year

Marc Bullen, Deer Park

GOAL KICKING AWARDS

Division 1 Seniors, Andrew Gibson Medal

Patrick Rose, Altona

79 goals

Division 1 Reserves

Dali Sulejmani-Blackwell, Deer Park

49 goals

Under 19

Daniel Pantalleresco, Altona

29 goals

Division 2 Senior

Darcy McCallum, West Footscray

68 goals

Division 2 Reserves

Aaron Disney, Yarraville Seddon Eagles

59 goals

Division 3 Seniors

Paul Cutajar-Milosev, Braybrook

67 goals

Division 3 Reserves

Marvin Seevers, Point Cook Centrals

61 goals

Senior Women's

Kellee McIntosh, Manor Lakes

82 goals

LINDSAY PATCHING MEMORIAL CLUB OFFICIAL OF THE YEAR AWARDS

1964	M. McBean	Kingsville	1980	W. Pride	North Footscray	1999	C. Wisdom	North Sunshine
1965	M. Herrick	Seddon		K. Schwartz	Spotswood	2000	M. Payne	Sunshine YCW
1966	S. Burgoyne	West Footscray	1981	W. Pride	North Footscray	2001	L. Caithness	Wyndhamvale Juniors
	J. Doherty	St Albans	1982	T. Currie	Deer Park	2002	A. Nimmo	Yarraville Juniors
1967	M. Herrick	Seddon	1983	W. Pride	North Footscray	2003	P. Sandlant	Werribee Juniors
1968	M. McBean	Kingsville	1984	P. Mulgrew	St Brendans	2004	M. Overman	St Bernards
1969	N. O'Connor	Parkside	1985	M. Laffin	Sunshine YCW	2005	L. Morgan	Altona
1970	R. Falla	West Footscray	1986	D. Carter	Yarraville Boys	2006	S. Kennedy	Coburg Districts
	J. Arnell	Braybrook	1987	B. Curry	Spotswood	2007	P. Snow	Port Melbourne Colts
1971	D. Wragg	KYMCA	1988	A. Wright	Albion	2008	R. Eldridge	North Footscray
1972	D. Baker	Crossroads	1989	R. Barr	Sunshine YCW	2009	S. Ager	North Sunshine
	B. Ward	Yarraville Boys	1990	M. McDonald	Port Melbourne Colts	2010	T. White	Caroline Springs
1973	D. Moore	Kingsville	1991	A. Hales	Seddon	2011	S. Tessari	Wyndhamvale
1974	D. Mills	Albion	1992	M. Schwartz	Sunshine YCW	2012	V. Sposato	Sunshine Heights
	B. Ward	Yarraville Boys	1993	S. Cadman	Nth Melb & Kensington	2013	L. Vann	Hoppers Crossing
1975	B. Ward	Yarraville Boys	1994	P. Evans	Altona City Juniors	2014	V. Lear	Wyndham Suns
1976	D. Mills	Albion	1995	M. Penaluna	Port Melbourne Colts	2015	D. Grubits	Newport Power
1977	C. McDougal	Crossroads	1996	J. Bunting	Spotswood	2016	N. Redpath	Altona Juniors
1978	D. Sampson	KYMCA	1997	C. O'Donnell	Braybrook	2017	S. Thornton	Tarneit
1979	W. Pride	North Footscray	1998	J. Purches	Albanvale	2018	I. Havard	Point Cook

2018 AWARDS

WRFL LIFE MEMBERS

1940 J. Douglas*	Seddon	1974 J. Doherty*	St Albans	1988 T. Angwin	Executive	2005 T. McGarity	Umpires
1940 B. Jamieson*	Executive	1975 H. Mason*	Umpires	1988 R. Madigan	Umpires	2005 F. Olds	Central Altona
1942 A.E. Shepherd*	Executive	1975 R. Dye*	Executive	1989 R. Swann (OAM)	Executive	2006 A. Williams	Albion
1952 H. Turner*	Executive	1976 I. McDonald	Umpires	1990 E. Spence*	North Footscray	2006 A. Chandler	Coburg Districts
1953 L. Bolger*	West Footscray	1976 D. Moore*	Kingsville	1990 G. Watt	Executive	2007 J. Booker	Umpires
1954 A. I. Dunne*	Executive	1977 R. Jewell*	Seddon	1991 J. McKay	Tribunal	2007 J. Mizzi	Executive
1955 Cheeseman*	Parkside	1977 L. Tandy*	Spotswood	1991 R. Donahue	Appeals Board	2008 I. Hamm	Executive
1956 C. K. Hodgeson*	Executive	1978 D. Mills	Albion	1992 J. Rayner	Executive	2008 M. McDonald	Independent H.C
1957 J. Gardiner*	Parkside	1978 N. O'Connor	Parkside	1992 D. Carter	Executive	2009 B. Hardy	Glen Orden
1957 J. Morissey*	N/A	1978 G. Saville	Umpires	1993 R. Beales	Appeals Board	2009 F. Smith	Braybrook
1958 H. Pascal*	Parkside	1979 R. Falla	West Footscray	1994 H. McFerran	Umpires	2010 A. Wright	Albion
1959 A. Robinson*	Executive	1979 V. Smithwick	Seddon	1995 D. Lockhart*	Tribunal	2010 D. Sayner	Tribunal
1964 L. Rowley*	Spotswood	1980 J. Borlase*	North Footscray	1995 J. McLeod*	Deer Park	2011 D. Barnard	St Albans
1965 C.V. Cooke	Parkside	1980 A. Clough (OAM)	Seddon	1996 M. Laffin	Sunshine YCW	2011 R. Evans	Tribunal
1966 A.W. Abbey*	Executive	1981 P. Hollings	Executive	1996 V. Roach	Executive	2012 R. O'Hara	Yarraville Seddon
1967 J. Chigweddton*	Sunshine	1982 R. Hodges*	Seddon	1997 B. Stafford	Sunshine Heights	2012 J. Lee	Parkside
1967 W. Tillotson*	Seddon	1983 J. Huntington	Executive	1998 B. Skinner*	FDFL/Parkside	2013 S. Fenech	North Footscray
1968 H. Kelly*	Executive	1984 L. Murphy*	Parkside	1998 L. Murphy	Spotswood	2014 M. Grech	Sunshine
1968 W. Williams*	West Footscray	1984 B. Priest	Braybrook	1999 D. Knight	Executive	2014 M. Penaluna	Executive
1969 C. Cuthbertson*	West Footscray	1985 G. Dyson	Executive	1999 D. Muir*	Seddon Yarraville	2015 S. Grima	Sunshine Heights
1969 M. McBean*	Kingsville	1985 K. Brown	A.N.B.Y	2000 T. O'Donnell	Umpires	2015 M. Psaila	St Albans
1970 L. Maxwell*	Executive	1986 A. Smith*	West Footscray	2000 B. Height	Tribunal	2016 R. O'Connor	Parkside
1970 W. Couch*	Spotswood	1986 R. Angwin*	Executive	2001 H. Turner*	Executive		
1971 J. Lloyd*	Executive	1987 W. Pride	North Footscray	2001 V. McTaggart	Executive		
1971 P. Cocks*	Parkside	1987 T. Grant*	Executive	2003 B. Wilson	Parkside		

*DECEASED

300 GAME LIFE MEMBERS

2013 G. Langlands	Spotswood	2014 T. O'Shanassy	Albion	2016 D. Jeffries	West Footscray
2013 B. McQuade	Port Melbourne Colts	2014 S. Weir	Port Melbourne Colts	2016 M. Gilbert	West Footscray
2013 J. Sutton	Kingsville/ Umpires	2015 P. Muir	Albion	2016 D. Lazaridis	Newport Power, Central Altona,
2013 G. Thompson	Seddon/ Umpires	2015 G. Hodgart	Umpires		North Footscray, Sunshine Heights and Laverton
2014 C. Pagano	North Footscray	2015 P. Battaglia	Umpires	2016 A. Parker	Sunshine Heights
2014 A. Fregonese	West Footscray/WRFL Umpires	2015 D. Orchard	West Footscray/Parkside	2016 A. O'Donnell	Umpires
2014 L. Howarth	Spotswood	2016 N. Crump	West Footscray/Braybrook	2016 P. Henderson	Braybrook/Umpires

AFL VICTORIA RECOGNITION AWARDS

1982 John Huntington	FDFL	1992 Thelma Angwin	Executive	2001 Arthur Wright	Albion/Executive
1983 Doug Mills	Executive	1993 Vern Smithwick	Executive	2002 Herbert Turner	Executive
1984 Graham Saville	Umpires	1994 Michael Schwartz	FDFL	2003 Mark McDonald	Independent Hearing
1985 Les Knight	FDFL	1994 Des Barnard	St Albans		Committee
1986 Ron Angwin	Executive	1995 Jeff Bunting	Spotswood	2004 James Lee	Parkside
1987 Trevor Grant	FDFL	1996 Peter Bell	Williamstown Juniors	2005 Ray O'Hara	Yarraville Seddon
1988 Gordon Watt	Executive	1997 Ian Buckingham	Hoppers Crossing	2006 Steve Kennedy	Coburg Districts
1989 Rex Swann (OAM)	Executive	1998 Pam Evans	Executive	2009 Dale Sayner	Tribunal
1990 Alan Smith	Executive	1999 John McLeod	Deer Park	2013 Michael Psaila	Executive
1991 Vic Roach	Executive	2000 Patrick Hinds	Spotswood		

VIC METRO REPRESENTATIVE PLAYERS

2018 Liam Cavanagh	Sunshine	2016 Jase Perkins	Deer Park	2015 Wayne Skipper	Hoppers Crossing
Rex Hickman	Caroline Springs	Tim Quick	Deer Park	Andrew Panayi	Werribee Districts
Lewis Tudor	Caroline Springs	Matt Dean	Werribee Districts	Tim Jenkins	St Albans
Kyle Galloway	Caroline Springs	Daniel Castellano	Sunshine	Kwame McHarg	Deer Park
Tom Donoghue	St Albans	Harley Armstrong-Weston	Hoppers Crossing	Jack Purton-Smith	Deer Park
Ben Said	St Albans	Braden Ferrari	Hoppers Crossing		
Luke Goetz	Altona	Josh Bench	Albion		
Johnathon O'Brien	Albion	Brett Jacobs	WRFL Assistant Coach		

2018 AWARDS



GOAL UMPIRE OF THE YEAR
Adam Steger



BOUNDARY UMPIRE OF THE YEAR
Leslie Aldrich



FIELD UMPIRE OF THE YEAR
Dean McGowan



ROOKIE OF THE YEAR
Ethan Taylor, Altona



VU NETBALL BEST AND FAIREST
Jenna Goricanec, Point Cook



DIVISION 3 RESERVES BEST AND FAIREST
Reece Frost, Tarneit



DIVISION 2 RESERVES BEST AND FAIREST
Jack Collard, Parkside



DIVISION 1 RESERVES BEST AND FAIREST
Mason Mitou, St Albans



SENIOR WOMEN'S BEST AND FAIREST
Gemma Anderson, Manor Lakes



DIVISION 3 BEST AND FAIREST
Brent Sheean, Point Cook Centrals



DIVISION 2 BEST AND FAIREST
Nathan Montague, Manor Lakes



**LINDSAY PATCHING MEMORIAL
CLUB OFFICIAL OF THE YEAR**
Ivo Havard, Point Cook

PRESIDENTS & CEOs

YEAR	PRESIDENT	MANAGER/CEO	YEAR	PRESIDENT	MANAGER/CEO	YEAR	PRESIDENT	MANAGER/CEO	YEAR	PRESIDENT	MANAGER/CEO
1931	H. Turner	A. Magennis	1961	G.W. Reynolds	G.W. Reynolds	1991	R.T. Angwin	L. Patching			
1932	H. Turner	F. Reid / R. Hodgson	1962	G.W. Reynolds	L.J. Bills	1992	R. Swann (OAM)	L. Patching			
1933	H. Turner	A.E. Shepherd	1963	A.W. Abbey	G. McDonald	1993	R. Swann (OAM)	L. Patching			
1934	H. Turner	A.E. Shepherd	1964	A.W. Abbey	G. McDonald	1994	R. Swann (OAM)	L. Patching			
1935	H. Turner	A.E. Shepherd	1965	A.W. Abbey	G. McDonald	1995	R. Swann (OAM)	L. Patching/ R. Swann			
1936	H. Turner	A.E. Shepherd	1966	A.W. Abbey	R.J. Dye						
1937	H. Turner	A.E. Shepherd	1967	L.R. Maxwell	R.J. Dye	1996	R. Swann (OAM)	R. Swann/ R. Murphy			
1938	H. Turner	A.E. Shepherd	1968	S. Dacre	R.J. Dye						
1939	H. Turner	A.E. Shepherd	1969	L.R. Maxwell	R.J. Dye	1997	R. Swann (OAM)	R. Murphy			
1940	H. Turner	A.E. Shepherd	1970	L.R. Maxwell	D.G. Moore	1998	R. Swann (OAM)	R. Murphy			
1941	H. Turner	A.E. Shepherd	1971	L.R. Maxwell	R.J. Dye	1999	R. Swann (OAM)	M. Penaluna			
1942	H. Turner	A.E. Shepherd	1972	L.R. Maxwell	R.J. Dye	2000	R. Swann (OAM)	M. Penaluna			
1943	H. Turner	A.E. Shepherd	1973	L.R. Maxwell	R.J. Dye	2001	R. Swann (OAM)	M. Penaluna			
1944	B.J. Jamieson	A.E. Shepherd	1974	L.R. Maxwell	J.B. Huntington	2002	I. Hamm	M. Penaluna			
1945	B.J. Jamieson	A.E. Shepherd	1975	L.R. Maxwell	J.B. Huntington	2003	I. Hamm	M. Penaluna			
1946	B.J. Jamieson	A.I. Dunne	1976	L.R. Maxwell	J.B. Huntington	2004	I. Hamm	D. Phillips			
1947	B.J. Jamieson	A.I. Dunne	1977	P.I. Hollings	J.B. Huntington	2005	I. Hamm	D. Phillips			
1948	B.J. Jamieson	A.I. Dunne	1978	P.I. Hollings	J.B. Huntington	2006	I. Hamm	D. Phillips			
1949	B.J. Jamieson	A.I. Dunne	1979	P.I. Hollings	J.B. Huntington	2007	I. Hamm	J. Batty			
1950	B.J. Jamieson	A.I. Dunne	1980	P.I. Hollings	J.B. Huntington	2008	D. Taylor	J. Batty			
1951	B.J. Jamieson	A.I. Dunne	1981	R.T. Angwin	J.B. Huntington	2009	D. Taylor	J. Batty			
1952	B.J. Jamieson	A.I. Dunne	1982	R.T. Angwin	J.B. Huntington	2010	B. Baarini	R. Tregear			
1953	B.J. Jamieson	A.I. Dunne	1983	R.T. Angwin	J.B. Huntington	2011	B. Baarini	R. Tregear			
1954	B.J. Jamieson	A.I. Dunne	1984	R.T. Angwin	J.B. Huntington	2012	B. Baarini	R. Tregear			
1955	B.J. Jamieson	A.I. Dunne	1985	R.T. Angwin	L. Patching	2013	B. Baarini	R. Tregear			
1956	B.J. Jamieson	A.I. Dunne	1986	R.T. Angwin	L. Patching	2014	B. Mildenhall	R. Tregear			
1957	B.J. Jamieson	A.I. Dunne	1987	R.T. Angwin	L. Patching	2015	B. Mildenhall	R. Tregear			
1958	B.J. Jamieson	A.I. Dunne	1988	R.T. Angwin	L. Patching	2016	B. Mildenhall/M. Angwin	R. Tregear			
1959	B.J. Jamieson	A.I. Dunne	1989	R.T. Angwin	L. Patching	2017	M. Angwin	M. Duck			
1960	G.W. Reynolds	L.J. Bills	1990	R.T. Angwin	L. Patching	2018	M. Angwin	M. Duck			

EXECUTIVE BOARD



Meredith Angwin
President



Paul Robinson
Vice President



Dominic Drenen
Treasurer



Andrew Howlett
Director



Terry McGarity
Director



Sarah Robertson
Director



Gina Smith
Director



Ross Williamson
Director



Sandra Wilson
Director



TREASURER'S REPORT

DOMINIC DRENEN

In this my twelfth year as WRFL Treasurer, I am pleased to report a final operating surplus of \$13,136 after a turnover in excess of \$2.4 million. Overall, the result was consistent with the strategy adopted by the WRFL Board and outlined in my previous annual report.

Commencing in the 2009-10 financial year, the Board adopted a strategy of developing the financial capacity to deliver quality program and administration services to member clubs; and to develop that capacity without additional contributions from clubs. Initiatives such as development of commercial sponsorship, merchandising growth, management of cash-flows and tight control of budgeted costs over the past nine years have made possible the employment of more, better-qualified and customer-focused staff; and funding the capital and recurrent costs of the move from Yarraville Oval to Whitten Oval. In the eight years from 2010 to 2017 inclusive, all of those targets were met while

actually reducing club affiliation fees and maintaining annual operating results around break-even.

In my annual report last year, I flagged the need to strengthen the league's net asset position over coming years. The historical level of liquid assets maintained over the past decade does not provide sufficient insurance against any unexpected adverse trading result; nor the ability to plan for future accommodation needs, as the current Whitten Oval facilities approach capacity. Accordingly, team affiliation and player registration fees were increased in 2018, making it possible to initiate a "future fund" as well as reporting a modest operating surplus. Our budget planning for 2018-19 envisages similar overall financial operating performance as this year, without any further increase in affiliation fees.

Continued growth in team numbers, particularly in the female football and netball programs will assist in maintaining the league's trading

performance over coming years.

While the new netball competition was subsidised to the tune of around \$7,000 this year, the program will be budgeted to at least cover costs in future years. Growth in football team numbers is encouragingly strong having risen from 254 teams (2016) to 274 teams (2017) and 295 teams in 2018. It is expected that well in excess of 300 teams will be fielded in 2019.

The Board is satisfied with its budget monitoring and fiscal controls, and views the final result for 2017-18 as a satisfactory outcome. In conclusion, I am pleased to report that once again our auditors have signed-off on the accounts without qualification.

Dominic Drenen
Treasurer

STATEMENT BY EXECUTIVE BOARD MEMBERS

The Board has determined that the association is not a reporting entity and that this special purpose financial report has been prepared in accordance with the accounting policies outlined in Note 1 to the financial statements.

We, Meredith Angwin and Dominic Drenen, being members of the Board of the Western Region Football League Incorporated certify that, in the opinion of the Board the financial report (five pages, including notes attached):

- Presents a true and fair view of the financial performance and position

of the Western Region Football League Incorporated during and at the end of the financial year of the association ended on 31 October 2018, in accordance with Note 1 to the financial statements.

- At the date of this statement, there are reasonable grounds to believe that the Western Region Football League will be able to pay its debts as and when they fall due.

This statement is made in accordance with a resolution of the board and is signed for on behalf of the board by:

Meredith Angwin
Meeting Chairman

Dominic Drenen
Treasurer

Dated this 14th day of November 2018.

FINANCIAL REPORT

2017–2018

BALANCE SHEET AS AT 31 OCTOBER 2018

	2018 \$	2017 \$
ASSETS		
Current Assets:		
Cash On Hand	31,278	52,033
Investments	284,806	222,786
Trade Debtors	273,909	241,631
Total Current Assets	589,993	516,450
Other Assets:		
Prepayments	9,050	8,703
Stock On Hand	34,371	33,772
Total Other Assets	43,421	42,474
NON-CURRENT ASSETS		
Office Equipment	15,647	10,608
Computer Equipment	5,274	2,740
Leasehold Improvements	24,151	27,170
Furniture & Fittings	4,908	5,735
Assets held for Club use	17,480	19,423
Umpires' Training Equipment	39	64
Total Non-Current Assets	67,499	65,740
Total Assets	700,914	624,664
LIABILITIES		
Current Liabilities:		
Credit Card	95	86
Creditors and Accruals	98,154	81,047
GST Liabilities	(2,021)	804
Clearing Accounts	4,560	5,254
Unearned Income	10,809	14,985
Payroll Liabilities	11,524	8,382
Provision for Employee Entitlements	27,503	35,728
Total Current Liabilities	150,624	146,286
NON-CURRENT LIABILITIES		
Fidelity Bond Holders	26,500	26,500
Club & Player Bonds	0	100
Provisions – Other	40,000	0
Provision for Employee Entitlements	18,875	0
Total Long-Term Liabilities	85,375	26,600
Total Liabilities	235,999	172,886
NET ASSETS	464,914	451,778
EQUITY		
Retained Earnings	442,778	439,024
Current Year Surplus	13,136	3,754
Asset Revaluation Reserve	9,000	9,000
Total Equity	464,914	451,778

Note 2

FINANCIAL REPORT

2017–2018

INCOME & EXPENDITURE STATEMENT OR THE YEAR ENDED 31 OCTOBER 2018

	2018 \$	2017 \$
INCOME		
Properties Division sales	677,710	568,457
Cost of Sales	587,524	477,984
Properties Division Gross Surplus	90,186	90,472
OTHER INCOME		
AFL Victoria	73,393	38,393
Finals	232,185	197,664
Functions	7,262	8,979
Interest Received	5,235	6,846
Junior Interleague	22,850	22,891
Senior Interleague	8,600	7,639
Management Fees – Affiliation	275,530	238,500
Management Fees – Insurance	175,190	156,660
Management Fees – Umpires	512,898	510,169
Management Fees – Video (H&A Games)	36,500	36,200
Management Fees – Other	33,090	32,016
Netball Income	5,318	0
Other Income	1,861	12
Penalties & Fines	20,770	21,050
Player Registration Fees	111,845	82,327
Sponsorship & Donations	217,061	207,125
Trainers' Admin Charges	2,500	3,500
Umpires – External Hire Income	5,625	3,880
Umpires – Transition Uniform Levy	0	7,580
TOTAL INCOME	1,837,899	1,671,904
OPERATING EXPENSES		
Football Expenses:		
Accreditation Expenses	5,040	4,064
Awards	6,120	5,451
Club Development	12,647	909
Finals	189,104	160,035
Footy Records	333	1,440
Insurance - Football	129,715	113,211
Interleague - Junior	37,503	36,817
Interleague - Senior	24,935	17,582
Netball Expenses	12,338	0
Printing & Stationery	4,270	5,086
Sundry Expenses	320	0
Tribunal & Investigation Expenses	5,094	3,907
Umpires	516,593	529,554
Umpires - External Hire Expenses	5,408	3,880
Video (H&A Games)	34,200	34,211
Expenses attributable to previous years	276	1,402
	983,894	917,549
Non Football Expenses:		
Admin. & Compliance Expenses	19,847	19,375
Bad Debts Written Off	2,357	0
Computer & IT Expenses	19,917	12,245
Depreciation	10,946	12,137
Facility Expenses	36,445	34,572
Functions	45,954	45,241
General Operating Expenses	72,795	68,077
Loss on sale and write off of assets	1,767	921
Media & Communication Expenses	37,424	37,762
Meeting Expenses	14,226	12,420
Sponsorship Costs	8,007	5,534
Staff Expenses	531,184	502,047
Transfer to Provisions	40,000	0
W & NW Regions Project Expenses	0	270
TOTAL OPERATING EXPENSES	1,824,763	1,668,149
OPERATING SURPLUS	13,136	3,754

FINANCIAL REPORT

2017–2018

BALANCE SHEET AS AT 31 OCTOBER 2018

	2018 \$	2017 \$
CASH FLOWS FROM OPERATING ACTIVITIES		
Cash Receipts in the course of operations	2,623,193	2,217,842
Interest received	5,219	5,137
Cash Payments in the course of operations	(2,572,683)	(2,288,969)
Net cash provided by / (used in) operating activities	55,729	(65,989)
CASH FLOWS FROM INVESTING ACTIVITIES		
Payments for assets	(15,473)	(1,715)
Receipts for sale of assets	1,000	23,182
Net cash provided by / (used in) investing activities	(14,473)	21,467
Net increase / (decrease) in cash held	41,256	(44,523)
Cash at beginning of financial year	274,733	319,256
Cash at end of financial year	315,990	274,733

NOTES TO AND FORMING PART OF THE FINANCIAL STATEMENTS FOR YEAR ENDED 31 OCTOBER 2018

1. SUMMARY OF SIGNIFICANT ACCOUNTING POLICIES

These financial statements are a special purpose financial report prepared in order to satisfy the financial reporting requirements of the Associations Incorporation Reform Act 2012, for use by the members of the League and to fulfil the board's requirements to prepare financial statements.

The financial statements have been prepared in accordance with the requirements of the Associations Incorporation Reform Act 2012 and the following Accounting Standards:

AASB 101	Presentation of Financial Statements
AASB 107	Cash Flow Statements
AASB 108	Accounting Policies, Changes in Accounting Estimates and Errors
AASB 110	Events after the Reporting Period
AASB 113	Fair Value
AASB 116	Property, Plant and Equipment
AASB 117	Leases
AASB 118	Revenue
AASB 119	Employee Benefits
AASB 1031	Materiality

No other applicable Accounting Standards, Australian Accounting Interpretations or other authoritative pronouncements of the Australian Accounting Standards Board have been applied. The financial statements have been prepared on an accruals basis and are based on historic costs and do not take into account changing money values or, except where specifically stated, current valuations. The financial statements have been prepared on a going concern basis.

The following significant accounting policies have been adopted in the preparation of these financial statements and consistently applied to all periods covered.

PROPERTY, PLANT & EQUIPMENT

Items of property, plant and equipment are carried at cost or fair value less, where applicable, any accumulated depreciation and impairment loss. The items have been assessed for current replacement cost in 2016, and as a result there has been no change in the values of the individual items. Subsequent costs are included in the asset's carrying amount or recognised as a separate asset, as appropriate, only when it is probable that future economic benefits associated with the item will flow to the association and the cost of the item can be measured reliably. All other repairs and maintenance are charged to the income and expenditure statement during the financial period in which they are incurred.

Gains and losses on disposal of an item of property, plant & equipment are determined by comparing the proceeds from disposal with the carrying amount, and are recognised net within other income in the income and expenditure statement.

DEPRECIATION

Depreciation is calculated on the depreciable amount of all fixed assets over their useful lives commencing from the time the asset is held ready for use.

The depreciation methods and rates used for each class of assets are as follows:

Office Equipment – Diminishing value method 15% to 33.33%
 Motor Vehicles – Diminishing value method 18.75%
 Computer Equipment – Diminishing value method 40%
 Leasehold Improvements – Straight line over 3 lease terms (9 years)
 Furniture & Fittings – Diminishing value method 7.5% to 20%
 Assets held for Club Use – Prime cost method 10%
 Umpires' Training Equipment – Prime cost method 40%

Depreciation methods, useful lives and residual values are reviewed at each financial year end and adjusted if appropriate.

FINANCIAL REPORT

2017–2018

NOTES TO AND FORMING PART OF THE FINANCIAL STATEMENTS (Continued) FOR YEAR ENDED 31 OCTOBER 2018

INVENTORIES

Inventories are measured at the lower of cost and net realisable value. The cost is based on the first in, first out principle and includes expenditure incurred in acquiring the inventories and other costs associated with bringing them to their existing location and condition. Net realisable value is the estimated selling price in the ordinary course of business, less the estimated selling expenses.

LEASES

Operating leases do not transfer substantially all the risks and benefits incidental to ownership of an asset.

Payments made under an operating lease are recognised in the expenditure statement on a straight line basis over the term of the lease. The leased assets are not recognised in the balance sheet of the association.

EMPLOYEE ENTITLEMENTS

Provision is made for the association's liability for Employee Entitlements arising from services rendered by employees to balance date. Employee Entitlements that are expected to be settled within one year have been measured at the amounts expected to be paid when the liability is settled, plus related on-costs. Annual leave has been assessed in accordance with the provisions of AASB 119 however, no change in classification between current and non-current is considered necessary.

INCOME TAX

The League has been granted an income tax exemption by the Australian Taxation Office.

GOODS & SERVICES TAX

Revenues, expenses and assets are recognised net of the amount of goods and services tax (GST), except where the amount of GST incurred is not recoverable from the Australian Taxation Office. In these circumstances, the GST is recognised as part of the cost of acquisition of the asset or as part of the expense. Receivables and payables are stated with amount of GST included. The net amount of GST recoverable or payable to the Australian Taxation Office is included as a current asset or liability in the balance sheet.

REVENUE RECOGNITION

Property Division Sales

Property Division Sales represent revenue earned from the sale of products to member clubs. Revenue is recorded when the goods are despatched.

Interest Income

Interest Income is recognised as it accrues.

Management Fees

Management Fees represent revenue earned from charges to member clubs used to fund the provision of services (including but not limited to umpires).

Asset Sales

The profit or loss on disposal of assets is included as revenue of the association. Such profit or loss on disposal of assets is brought to account at the date an unconditional contract of sale is signed.

2. PROPERTY, PLANT & EQUIPMENT

Movement in Carrying Amounts	Office Equipment	Motor Vehicles	Computer Equipment	Leasehold Improvements	Furniture & Fittings	Assets held for Club use	Umpires Training Equipment	Total
Net Carrying Amount								
As at 31 October 2016	13,487	25,884	1,934	30,566	6,704	21,581	107	100,263
Additions	0	0	1,715	0	0	0	0	1,715
Disposals	0	24,102	0	0	0	0	0	24,102
Depreciation	2,879	1,782	909	3,396	969	2,158	43	12,136
As at 31 October 2017	10,608	0	2,740	27,170	5,735	19,423	64	65,740
Additions	10,910	0	4,563					15,473
Disposals	2,768	0						2,768
Depreciation	3,103	0	2,029	3,019	827	1,943	25	10,946
As at 31 October 2018	15,647	0	5,274	24,151	4,908	17,480	39	67,499

NOTES TO AND FORMING PART OF THE FINANCIAL STATEMENTS (Continued)
FOR YEAR ENDED 31 OCTOBER 2017

3. OPERATING LEASES

The League had one operating lease during the financial year for the rental of the office.

OFFICE

There is a Memorandum of Understanding signed by the League as sub-leasee to Western Bulldogs Football Club. It and the draft lease received provide for terms of 3 years with seven 3 year options totalling 21 years, commencing May 2010. This MoU will remain in force until the formal lease is executed. Rental is reviewed annually in May and is subject to a CPI increase. In late 2013 the final lease draft was received but has not yet been actioned due to a change in personnel at the Western Bulldogs Football Club. The lease draft provides for annual increases to be the lesser of 3% and CPI.

	OFFICE
Not later than one year	16,939
Later than one year but not later than five years	–
Later than five years	–
	16,939
Lease expenses for the year ended 31 October 2018	28,545

4. CASH FLOW STATEMENT NOTES

RECONCILIATION OF CASH

Cash and Cash equivalents		
Cash at bank	31,078	51,833
Petty Cash	200	200
Term Deposit	83,072	81,171
Investment Account	201,734	141,616
Credit Card	(95)	(86)
Total Cash	315,990	274,733

RECONCILIATION OF CASH FLOWS FROM OPERATING ACTIVITIES

Operating profit / (loss)	3,754	(456)
Add back: Non cash flows in operating profit		
Depreciation	10,946	12,137
Provision for employee entitlements	10,650	(17,318)
Provision for doubtful debts	0	0
Loss on sale of assets	1,767	921
Decrease / (Increase) in current debtors / assets	(32,279)	(36,601)
Decrease / (Increase) in prepayments / deposits paid	(348)	8,376
Decrease / (Increase) in inventories	(599)	(11,522)
Increase / (Decrease) in trade and other payables	12,555	(10,665)
Increase / (Decrease) in bank loan	0	(14,170)
Increase / (Decrease) in provisions – other	40,000	0
Increase / (Decrease) in fidelity & bond accounts	(100)	(900)
Cash flows from operating activities	55,729	(65,989)



INDEPENDENT AUDITOR'S STATEMENT

GRANT PLOZZA

WESTERN REGION FOOTBALL LEAGUE INC
ABN 48 429 867 046

INDEPENDENT AUDIT REPORT TO THE MEMBERS OF WESTERN REGION FOOTBALL LEAGUE INC.

We have audited the accompanying financial report, being a special purpose financial report, comprising the balance sheet as at 31 October 2018, the income and expenditure statement for the year then ended, the cash flow statement for the year then ended, notes comprising a summary of significant accounting policies and other explanatory information of the Western Region Football League Inc and the committee's report.

BOARD OF MANAGEMENT RESPONSIBILITY FOR THE FINANCIAL REPORT

The Board of Management is responsible for the preparation and fair presentation of the financial report in accordance with the applicable financial reporting framework, and for such internal control as it determines is necessary to enable the preparation of the financial report that is free from material misstatement, whether due to fraud or error. The board has determined that the accounting policies described in Note 1 to the financial statements, which form part of the financial report are appropriate to meet financial reporting requirements and the needs of the members.

The financial records kept by the Western Region Football League Inc are such as to enable the financial statements to be prepared in accordance with Australian Accounting Standards and the Associations Incorporation Reform Act 2012.

AUDITOR'S RESPONSIBILITY

My responsibility is to express an opinion on the financial report based on my audit. I have conducted my audit of the financial report in order to express an opinion on it to the members.

I disclaim any assumption of responsibility for any reliance on this report, or on the financial statements to which it relates, to any person other than the members, or for any purpose other than that for which it was prepared.

My audit has been conducted in accordance with Australian Auditing Standards. These standards require that I comply with relevant ethical requirements relating to audit

engagements, and plan and perform the audit to obtain reasonable assurance about whether the financial report is free from material misstatement.

An audit involves performing procedures to obtain audit evidence about the amounts and disclosures in the financial report. The procedures selected depend on the auditor's judgement, including the assessment of risks of material misstatement of the financial report, whether due to fraud or error. In making those risk assessments, the auditor considers internal control relevant to management's preparation and fair presentation of the financial report in order to design audit procedures that are appropriate in the circumstances, but not for the purpose of expressing an opinion of the effectiveness of management's internal control. An audit also includes evaluating the appropriateness of accounting policies used and the reasonableness of accounting estimates made by the management, as well as evaluating the overall presentation of the financial report.

I believe that the audit evidence I have obtained is sufficient and appropriate to provide a basis for my audit opinion.

ELECTRONIC PUBLICATION OF THE AUDITED FINANCIAL REPORT

It is our understanding that the Western Region Football League Inc intends to electronically present the audited financial report and auditor's report on its internet website. Responsibility for the electronic presentation of the financial report on the Western Region Football League Inc website is that of those charged with governance of the Western Region Football League Inc. The security and controls over information on the website should be addressed by the Western Region Football League Inc to maintain the integrity of the data presented. The examination of the controls over the electronic presentation of audited financial report on the Western Region Football League Inc website is beyond the scope of the audit of the financial report.

AUDITOR'S OPINION

In my opinion the financial report of the Western Region Football League Inc presents a true and fair view, in all material respects, of the financial position as at 31 October 2018 and its financial performance and cash flows for the year then ended on that date, and complies with the Associations Incorporation Reform Act 2012 and Australian Accounting Standards as referred to in note 1 to the Financial statements.

BASIS OF ACCOUNTING

Without modifying our opinion, we draw attention to Note 1 to the financial report, which describes the basis of accounting. The financial report has been prepared for the purpose of fulfilling Executive Board Member reporting responsibilities. As a result, the financial report may not be suitable for another purpose.

Grant Plozza
Accountant, CPA, No 1415249
GP Business Solutions Pty Ltd
9th November 2018.

PARTNERS & SUPPLIERS

The WRFL would like to thank all of our partners and suppliers for their ongoing support in 2018.





Level 1 South, Whitten Oval
417 Barkly Street,
Footscray West, VIC 3012

Ph: 03 9315 5400
wrfl.com.au



westernregionfl



@westernregionfl



@westernregionfl



YouTube westernregionfl