

2017 ANNUAL REPORT







CONTENTS

2	Our People
3	Strategic Plan
4	President's Report
5	CEO's Report
6	Football Operations Report
7	Junior Football Operations Report
8	President and CEO History
9	Media Report
10	Umpires Report
11	Tribunal Report
12	AFL Vic Development Report
13	Division One Competition
17	Division Two Competition
21	Division Three Competition
25	Premiership History
27	Senior Women's Competition
28	Western Region Map
30	Team Listings
31	Junior Premiers
40	Junior Premiership History
42	Representative Football
43	League Best and Fairest Winners
44	Best and Fairest History
48	League Awards
49	WRFL Life Members
50	Financial Report

OUR PEOPLE

WRFL EXECUTIVE BOARD

President	Meredith Angwin
Vice President	Paul Robinson
Treasurer	Dominic Drenen
Directors	Scott Chapman, Barry Lovell, Terry McGarity, Gina Smith, Ross Williamson, Sandra Wilson

WRFL UMPIRES APPOINTMENT BOARD

Director of Umpiring	Mark Westgarth
Board Secretary	Rene Van Kuyk
Assistant Field Umpires Coach	Paul Dimartino
Boundary Umpires Coach	Maree Wilke
Assistant Boundary Umpires Coach	Craig Gurrie
Goal Umpires Coach	Graeme Hodgart

WRFL STAFF

Chief Executive Officer	Matt Duck
Manager Football Operations	Adam Sparrow
Manager Junior Football	Stephanie Zerowsky
Media & Communications Manager	Kristen Alebakis
Customer Service & Events Coordinator	Julia Prokhorova
Administration Officer	Kristy Vidovic
AFL Victoria Development Managers	Nish Moses Harry Sleigh

WRFL JUNIORS BOARD

Chairman	Keith Brown
Deputy Chairman	Paul Robinson
Members	Graeme Clark, Colin Clohesy, Ivo Havard, Paul Madden, Tony Schibeci, Bridget Barker, Peter Young

WRFL UMPIRES ASSOCIATION

President	Henry McFerran
Administrator	Terry O'Donnell

INDEPENDENT TRIBUNAL

Chairman	Dale Sayner
Deputy Chairmen	Michael McNamara, Adrian Noble
Secretary	Rene Van Kuyk
Tribunal members	Rod Evans, Darren Mayne, Frank Plata, Angela Coulson, Donna Watson, Jim Simmonds

INDEPENDENT HEARING COMMITTEE

Chairman	Mark McDonald
Deputy Chairman	Ian Hamm
Committee	Nick Papadopoulos, Arthur Wright

APPEALS BOARD

Chairman	Graeme Bloom
Members	John Raciti, Carolyn Wood

KEY CONSULTANTS

Kim Peak, Rob Peak & Assoc. (accounting services)
Peter Harley, Marketing/Sponsorship Consultant
Kevin Hillier, Howdy Partners Media (Broadcast Consultant)
Andrew Muscat, League Historian/Statistician
Grant Plozza, G.P. Business Solutions (Auditors)



WRFL Staff: Kristen Alebakis, Matt Duck, Nish Moses, Harry Sleigh, Peter Harley, Adam Sparrow, Steph Zerowsky, Julia Prokhorova and Kristy Vidovic.

WRFL BY THE NUMBERS

NUMBER OF MATCHES
2137

TOTAL NUMBER OF PLAYERS
7223

APPROX. NUMBER OF VOLUNTEER HOURS
150,000

TEAMS

NUMBER OF JUNIOR TEAMS
209

NUMBER OF SENIOR/RESERVES TEAMS
52

NUMBER OF UNDER 19 TEAMS
12

FEMALE FOOTY

TOTAL NUMBER OF JUNIOR GIRLS
776

TOTAL NUMBER OF SENIOR WOMEN
147

FINALS

TOTAL NUMBER OF FINALS MATCHES
122

PREMIERSHIPS WON
25

COACHING

NUMBER OF COACHES WITH THEIR LEVEL 1 ACCREDITATION
149

COACHES PARTICIPATED IN AFL COACHING SEMINARS
191

AUSKICK

NUMBER OF PRIMARY SCHOOL STUDENTS IN THE WEST WHO PARTICIPATED IN AN AFL PROGRAM
5641

TOTAL NUMBER OF AUSKICK PARTICIPATION
3239



MULTICULTURAL PLAYERS
22% 1635 PLAYERS HAVE AT LEAST ONE PARENT BORN OVERSEAS

NUMBER OF UMPIRES
350

NUMBER OF WRFL REPRESENTATIVE PLAYERS
222



SOCIAL MEDIA

FACEBOOK FOLLOWERS
9433



TWITTER FOLLOWERS
1987



INSTAGRAM FOLLOWERS
3585



TEAM APP MEMBERS
8289

INCREASE OF 26% FROM 2016

INCREASE OF 12% FROM 2016

INCREASE OF 50% FROM 2016



PRESIDENT'S REPORT

MEREDITH ANGIN

Welcome all to the 2017 WRFL Annual Report. It is hard to believe that another successful year of football in Melbourne's western region is over. Looking back, it has been another good year for the league with the competition expanding across all aspects. We did however face a number of challenges which reflected poorly on our brand, and we will need to face these head on as we move into 2018.

This year has been one of substantial change for the WRFL team with the departure of former CEO Bob Tregear and Football Operations Manager David Newton late last year. We farewelled Bob in late February at an event that celebrated his distinguished 40 year career in football. Together Bob and Dave had shaped the league we have today. Both Bob and Dave have continued their involvement throughout this year providing support to Matt and the team. Their ongoing support is much appreciated.

Matt Duck joined us as Chief Executive in December last year. After an extensive search, the Board appointed Matt as the standout candidate with his strong vision and strategic mindset coupled with his proven capability to lead. In his first year, Matt has worked with the Board to refresh the focus on the WRFL Strategic plan 2015-2018 and together with his team, is working across the WRFL community to implement new ideas, listen to concerns and work with clubs to develop the league.

We also welcomed two new Football Operations Managers: Steph Zerowsky joined us in December from the EDFL as Manager Junior Football, and late in the season Adam Sparrow joined as Senior Operations Manager. Steph and Adam joined our existing team members - Kristen Alebakis, Julia Prokhorova, Peter Harley and

Kristy Vidovic – together they form a strong team to deliver football to the West.

Australian Football is woven into the fabric of our lives. More than just a sport, it provides boys, girls, young men and women the opportunity to build life skills – team work and self-discipline, to become leaders and take responsibility for their own actions. WRFL clubs provide social connection, help foster friendships and build a strong sense of community. Football has a significant role to play in building inclusive communities and making a strong stand against any form of discrimination.

All of us involved with the league should be rightly proud of the impact our competition has across the Western Region. Over 7200 players across all of our competitions – men and boys; women and girls. In a year which will be remembered for the unheralded success of AFL Women's, we are very proud of the advancement of female football in the WRFL. We saw our Under 12, Under 15 and Under 18 competitions expand rapidly and the Senior Women's competition also grew in strength. I am pleased to say that we will have a WRFL standalone Senior Women's competition in 2018

Expectations of strong leadership from our sporting organisations have never been higher. All involved are expected to uphold high standards of governance, accountability and behaviour. This extends to all of us in community football. The WRFL is part of the fabric of Melbourne's West, and all of us can be rightly proud of significant work done over many years to support and develop our diverse multicultural community in the fast growing Western Region.

So it is with disappointment that I must again write about our challenges with

unacceptable behaviour in both our Senior and Junior competitions. This year, the number of off-field incidents involving spectators was particularly worrying. As some context, our on-field behaviour overall has improved over the past four seasons, with total incidents down by over 40%. However the events late in the season at Senior and Junior level were a shock to us all. This is not the behaviour or the culture that we or anyone involved in football wants nor should we tolerate that this is "just part of the game". The WRFL is not alone in this as a number of high profile cases have shown – so together the football community must address some deep seated cultural issues so that these behaviours are no longer tolerated at all.

We need to embrace a culture across all of the WRFL – top to bottom – that encourages those who know of or witness this type of behaviour to speak out, however uncomfortable it may be and know that they will be met with a supportive response and action in each club and at the league level. The Board stand with Matt and the WRFL team and give our commitment to create this change. We need our clubs, players, officials and supporters to commit to embracing this change too.

I want to acknowledge and thank my fellow WRFL Board Members who give their time voluntarily to support the league. The focus on effective and independent governance of all sports associations has never been higher. To give some insight into the WRFL Board's role; it sets the strategic direction in collaboration with the CEO and the Clubs; ensures the league is financially viable and supports the clubs to achieve the same; assesses the major risks to the league's successful operation – reputation, financial, wellbeing and safety etc, and ensures the WRFL has in place effective management controls to address if/when these situations arise.

The WRFL Board members come from a diverse range of backgrounds and possess a broad range of skills – sports administration, government, business management, change management, financial management – that are needed for a well-functioning Board, as well as a keen interest in developing football in the community of the West.

Finally, let me say thank you and congratulations to club officials, trainers, coaches, Independent Tribunal and IHC members, club volunteers and supporters who have contributed to making the 2017 WRFL season a success. A special mention and thank you to our WRFL umpires without whom we would not be able to play the game.

Looking forward to the 2018 season already!

Meredith Angwin
President



Sunshine supporters cheer on their team in the Division 1 Senior Grand Final at Whitten Oval. Picture: LOCAL LEGENDS PHOTOGRAPHY



CEO'S REPORT

MATTHEW DUCK

2017 was a year of change and growth for the WRFL. From an administration perspective that change was plainly apparent, with a manager of senior football, a manager of junior football and myself all commencing in 2017. We also saw significant change from a broader perspective, highlighted best by the incredible rise of female football, with a 160% increase in female participation this year alone and a record 31 female teams. The future is bright for female footy on the back of a considerable amount of work from many people, and the administration is steadfast in its commitment to support clubs as they pursue this new frontier. To that end the administration recently introduced a new program facilitated by some of the game's leading minds and centred on building successful female football programs. Overall we saw an 8% increase in total participation this year as we pushed toward 8,000 players, as well as a record 273 teams across junior and senior competitions. We played near-on 2100 matches, and occupied our fair share of media space for what by and large were positive stories.

When we talk success, it's easy to point to the obvious: the teams that won premierships, the players that helped get them there, or the clubs that experienced some of that participation growth. But there are some not-so-obvious stories of success as well. One such example is Albanvale's Under 19s team. On the surface you could easily argue the team experienced a decidedly unsuccessful season – 0 wins, 16 losses, an average score of 9 and an average losing margin of 215. That said, this team could mount a case as being the most resilient of all the 273 WRFL teams. Every week without fail the team showed up to play, with comments made time and again from both opposition and umpires alike as to the spirit of the side and the discipline with which they played. You could have forgiven them for taking the easy road and throwing in the towel mid-season, but they persevered, and in doing so provided one of the better stories of the year. The strength-of-character and capacity of the individuals within that team to stick to it and see the season through to its end suggests the wheel will turn for this group, and they'll ultimately experience some of that success they're striving for and very much deserve.

Another not-so-obvious story of success is the number of clubs that sought to further broaden their involvement in activities outside of simply putting players on the park. From Wyndham Suns investing in the RAMS Reach Program, resulting in closer relationships between its younger players and the club, to the host of clubs who signed on to the Love the Game Campaign, aimed at seeing a more responsible approach to gambling. The WRFL now holds the record of any Victorian community league for signing the most number of clubs to the Victorian Responsible Gambling Foundation's charter this year. In addition, a number of clubs once again got behind the EJ Whitten Foundation and its 'Time to Test' Program, as well as a range of other community and charitable initiatives often specific to the respective club involved. These are the stories that often go untold, but speak to what we know; that a footy club is more than a footy club.

After gross turnover of more than \$2 million, the league again recorded a break-even result for the 2016-17 financial year. For the seventh

consecutive year, the Board was able to maintain its policy of no increase in team affiliation fees. Counting the 10% reduction delivered in the 2012 budget, the real cost (recognising inflation) of team affiliation fees over the past seven years has reduced by more than 25%. Consistent with the aim to contain/reduce costs to clubs, financial viability of the league is increasingly dependent on the support extended by a growing number of sponsors and commercial partners. I extend a sincere thank you to all of our 2017 partners whose support has made our competitions and programs possible, including:

- RAMS Home Loan Centre Western Region
- Western Bulldogs Football Club
- SEN 1116
- 7 News
- 88.9 WYN FM
- Adcell / Red Onion
- Ascot Vale Sports & Trophies
- Beiersdorf
- Bridgestone St Albans & Hoppers Crossing
- Business Jet Travel
- Club Warehouse
- Dons Smallgoods
- Insurance 4 Footballers
- Local Legends Photography
- Melbourne Injury Lawyers
- Moonee Valley Racecourse
- Physioplus
- Routleys
- RAWFORM Seamless Compression
- Sealane Food Services
- Security Armed Solutions
- SEDA
- Sherrin
- Sherwood
- Starsub
- The Yarraville Club
- Trade Institute of Victoria
- Victorian Responsible Gambling Foundation
- Werribee Tigers Football Club
- Williamstown Football Club

A special thanks to RAMS Home Loan Centre Western Region for its support this year in taking on the Umpires' sponsorship. Vas Nikolovski and his team at RAMS do a magnificent job on so many levels, which included driving the RAMS Reach Program in 2017 for entirely altruistic reasons, and again we thank Vas and the team at RAMS for their tremendous support.

As mentioned, the office team took on a new look this year with a number of new team members. Manager Junior Football Stephanie Zerowsky commenced in her position just prior to Christmas after moving across from the EDFL. Steph oversaw significant growth in the junior competitions, particularly in junior girls', and didn't miss a beat in her first year. I consider myself particularly lucky to have Steph in what is oftentimes a very difficult role, as I'm sure our clubs do also, and I thank her for her terrific contribution in 2017.

Adam Sparrow commenced as Manager Football Operations in August after several years as General Manager – Football Operations with the Southern Football Netball League, and has also contributed significantly since his arrival. As the standout

applicant for the position following Tim Shellcot's departure in June, Adam very much hit the ground running leading into senior finals. We look forward to Adam's involvement in a number of key strategic activities for 2018, and I also thank Tim for his contribution to the league over the past six years.

Kristy Vidovic has served in the part-time role of Accounts Officer and Umpire Administrator for the past six years, and her professionalism and nous for what she does is second to none. As I've joked in the past, Kristy has the role of working with the often-tedious MYOB accounting software and by extension would arguably be the most difficult team member to replace, so we're very thankful she's with us!

Julia Prokhorova has been the first point of contact with the league for the past three years in her roles as Customer Service and Events Coordinator. As 'gate keeper' to the WRFL office, Julia performs her role exceedingly well, and her events management skills continued to provide the league with first-class functions and events in 2017. Julia's role will extend further into the senior female football operations space next year.

As Media and Communications Manager, Kristen Alebakis seemingly works 24 hours a day to deliver the considerable amount of content we enjoy across all of the WRFL's predominantly digital platforms. More than any other person in the office, Kristen deals with the 'keyboard warriors', and whilst at times I know is tempted to provide what might be a warranted response, she holds back, ever the pro at what she does.

Peter Harley continues to serve as our Marketing Consultant, and has lifted our sponsorship and commercial partnership revenue significantly over his tenure, achieving nearly \$450,000 in commercial revenue over the past two years.

A thank you also goes to my predecessor in Bob Tregear, who I've continued to annoy throughout the year as a sounding board but has never failed to take my phone calls – it is much appreciated. A thank you also to former Manager Football Operations David Newton, who similarly continued to assist long after he departed for his new role with the Western Bulldogs. AFL Victoria's Michael Daniher, Nish Moses and Harry Sleigh have also continued to do a power of work, and I thank them, Steven Reaper and AFL Victoria more broadly for its ongoing support. Thank you also to the WRFL Board and in particular Board President Meredith Angwin – this Board is the best that I've worked with and understands its role terrifically well, providing great support to me and the administrative team in the process. Finally, thanks to all of the club officials, players and supporters who ARE the Western Region Football League. Collectively, you make major contributions to the economy and social fabric of the western Melbourne region.

What we have in community footy is unique – other sports and broader industry crave that passion and sense of tribe that we see at the footy week in week out, and can sometimes take for granted. Passion for the game is a great thing, and the better we grow the passion and couple it with unwavering standards and accountability, the healthier a community we will be. We have plenty to work on, and that makes for an exciting 2018.

Matthew Duck
CEO



SENIOR FOOTBALL OPERATIONS REPORT

ADAM SPARROW

It is amazing to think how quickly another football season has come and gone. From an office administration team perspective, it has been a period of transition with multiple team member changes over the past 12 months. Personally, it has been a pleasure working with clubs and league stakeholders in my short time since joining the league.

I must take the opportunity to acknowledge the work of my predecessors David Newton and Tim Shellcot. I look forward to continuing to build on their hard work over many years, which has left the league in a great position.

It would be remiss of me to not open this report by acknowledging the club volunteer workforce that continue to display a great level of commitment and passion for their clubs, which is ultimately driving this league to continued success and growth. I would like to thank each and every volunteer for your contribution which often includes putting in countless and no doubt at times thankless hours to ensure the smooth and successful running of your respective clubs.

COMPETITION GROWTH

From a senior perspective 2017 saw the WRFL grow to a total of 60 senior/youth aged teams, ultimately providing participation opportunities to more than 2000 participants at WRFL member clubs.

2017 saw the introduction of the inaugural senior women's competition which ran in conjunction with the Essendon District Football League (EDFL). Four WRFL aligned clubs competed in the inaugural season. We must acknowledge these four clubs; Caroline Springs, Glen Orden, Manor Lakes and Tarneit. These clubs are pioneers in the senior women's football space. Their initiative has paved the way for many to follow.

In 2017 these clubs collectively provided participation opportunities to 147 open age female players.

Caroline Springs and Manor Lakes both excelled on field competing in finals, with Manor Lakes making it through to the Grand Final where they ultimately finished runner-up to Keilor. Congratulations to all clubs and thank you for leading the way in this space.

REPRESENTATIVE FOOTBALL

2017 saw the second successive year of the AFL Victoria Worksafe Community Championships. After the success of 2016, a fixture against Northern Football League (NFL) awaited the WRFL. In a tough contest the senior representative team were outmuscled by the NFL, going down by 125 points at Preston City Oval. The result was not all negative, as the match provided a fantastic opportunity to expose a number of the WRFL's talented youth to representative football. That exposure will leave all players

well positioned for the future.

The success of the program wouldn't have been possible if it was not for the coaching team and support staff, including the diligent planning of Senior Head Coach Anthony Eames who was ably assisted by Chris O'Keefe and Brett Jacobs.

On another positive note, the Under 19 team registered their second win in as many years against a strong NFL outfit. After a tight first half, the WRFL team were able to finish strongest, securing a three-point victory (WRFL 6.15. 51 def. NFL 5.18. 48). Head Coach Matt Dean must be acknowledged for another professional program, along with assistants Alan Williams and Chris Goetz, Chairmen of Selectors Gary Turner and Team Manager Mick Gale.

I would like to finish by thanking the coaches, players and support staff that volunteered their time and went above and beyond to ensure the success of the program. Thank you to the clubs/players for buying in and continuing to support the concept.

We look forward to seeing what the 2018 program has in store.

FINALS

As we hit September all eyes turned to finals. 2017 saw 16 of 24 senior clubs compete in finals that spanned four weeks, involving 34 games across five venues.

I would like to thank the many volunteers that worked tirelessly from the following clubs to ensure the successful running of the 2017 WRFL Senior Finals Series:

Altona FC, Hoppers Crossing FC
North Sunshine FC, Wyndhamvale FC

There were significant contributions made by so many people and organisations to ensure the finals series ran smoothly. Several clubs took up hosting commitments at short notice due to some unforeseen circumstances. Each club displayed a high level of organisation and acquitted themselves very well, all contributing to another great finals series. The work of all clubs is very much appreciated.

AFL VICTORIA PLAYER POINTS / SALARY CAP POLICIES

2017 saw the ongoing implementation of the AFL Victoria Player Points System. As a league we have been at the forefront of the implementation. We will continue to monitor our operating environment and monitor the impact of both policies. The introduction of the Player Points and Salary Cap Policy marks a significant change for community football.

In time, we hope to settle the total team points and salary cap at a level that will see the two policies work hand in hand to assist in achieving the greater longer term objective of ensuring community clubs can

remain sustainable and financially viable within a competition that provides a competitive balance.

WOMEN'S SPORT

In 2018 the WRFL are committed to working with member clubs to greater expand participation opportunities in the senior women's sporting space.

The WRFL has identified female football as both a key strategic item, and an area that many clubs are currently exploring for the first time. In addition to the anticipated growth of the respective junior girls' programs in 2018, the league expects to launch a standalone senior women's competition. Planning and preparation for the 2018 competition has begun and we will continue to collaborate with clubs throughout the off season.

Additionally, there is significant interest from many clubs to explore opportunities in the senior netball space. Work is currently underway, and collaboration has commenced with a number of key stakeholders to explore how these opportunities could be expanded in the near future.

Many thanks to my WRFL colleagues Matt, Julia, Kim, Kristen, Kristy, Peter and Steph. Thank you for your support and congratulations on another successful year. Also, thank you to Nish and Harry from AFL Victoria. I look forward to working with each of you into the future.

Finally, congratulations to all clubs who achieved the ultimate success in 2017, but more importantly to those clubs who continue to strive to make things better both on and off the field. I look forward to seeing what 2018 has in store!

Adam Sparrow

Manager Football Operations



WRFL Under 19 Community Championships co-captains Kevin Johnson and Mark Galea with coach Matthew Dean. Picture: LOCAL LEGENDS PHOTOGRAPHY



JUNIOR FOOTBALL OPERATIONS REPORT

STEPH ZEROWSKY

Season 2017 was my first as Manager of Junior Football at the WRFL, having transferred from the Essendon District Football League (EDFL) in December last year.

I would like to thank Tim Shellcot for his guidance and expertise over my first six months, his support made my transition easy and enjoyable.

The WRFL's junior competitions offer opportunities to more than 200 teams and more than 5000 participants ranging from Under 8's through to Under 18 Girls each week throughout the season.

The junior competition experienced an increase in team numbers in 2017 with 209 teams from 28 participating clubs. Of the 28 clubs that fielded junior teams 21 had a team participate in the finals. Nine of those clubs won at least one premiership. I would like to congratulate all the finalists and premiership teams for their efforts this season.

Grading of teams is always a crucial part of ensuring our junior players can enjoy the game and develop their skills in competitions appropriate to their level of ability. This season the grading process was modified after a review at the end of last year, however on-going review and amendments of the grading process is critical in enhancing the on-field evenness of games in all junior competitions.

We will continue to work with all clubs to implement policies and procedures to create a more consistent grading method as conditions change within the junior football competitions.

Season 2017 saw the junior girls competitions separate from a joint league with the EDFL for the first time. We experienced an outstanding increase in team numbers from 10 teams in 2016 to 27 teams in 2017.

With the success of the inaugural AFLW competition this year, interest in junior girls wanting to play football has grown substantially and a significant number of WRFL clubs have committed to entering a junior girls team in one or more of the three age groups in 2018.

Our junior interleague program plays a key role in developing the WRFL's best junior talent and providing the opportunity for those players to represent the league. These interleague matches also provide an opportunity for players from different clubs to get to know one another and to test themselves against the best junior players across the metropolitan area. It can also be a stepping stone to higher level competition such as the TAC Cup.

This year more than 170 players represented the league, with seven squads fielded from Under 13 through to Under 15 including our standalone WRFL Under 15 Girls team, were selected in 2017.

The league experienced a successful carnival although the win/loss ratio wasn't at the level of previous campaigns.

The Under 14B, Under 15B and Under 15 Girls teams led the way, winning eight of nine games in the AFL Victoria Metropolitan Junior Championships.

Our Under 15 Girls team experienced their most competitive carnival to date only dropping one match, which is a huge improvement from previous year's performances where the team struggled to be competitive in their division.

The Under 13s enjoyed their first interleague experience playing matches against the EDFL and RDNFL. I congratulate the Under-13B team on their carnival success, as they retained the 13B Shield.

Selecting a squad and getting them match ready in such a short period of time, approximately eight weeks, is a tough coaching challenge and I would like to thank all of our junior interleague coaches for their time and effort they put in with their respective squads; Under 13A – Craig Newland, 13B – Paul Atkinson, 14B – Barry Delaney, 14A – Jason Rainbow, 15B – Rich Morrow, 15A – Travis Rae and 15 Girls – Steph Webb.

A number of WRFL clubs supported the junior interleague program, providing access to their facilities and hosting either interleague training or matches. North Sunshine, Sunshine Heights and Wyndhamvale Football Clubs, along with the Western Jets Football Club, provided significant support during 2017 and I thank you and look forward to these partnerships continuing.

I would like to thank the entire Juniors Board for their guidance and support during the season, but a special mention to Chairman Keith Brown for the valuable lessons learnt and time he put in assisting me throughout the season.

The Juniors Board continues to provide respected input to both the WRFL administration staff and Executive Board on the organisation, functionality and format of the junior football competition.

The Juniors Board will remain active during the off-season, with a goal to introduce and pilot a Junior Player Points System for 2018 as well as a review of the junior grading guidelines and ways the Board can assist junior clubs in alleviating the immediate pressures placed on current infrastructure and facilities with the growth in players wanting to play AFL.

Finally, thanks to WRFL staff, Matt Duck, Julia Prokhorova, Kristen Alebakis, Kristy Vidovic, Adam Sparrow, Peter Harley and outgoing staff Bob Tregear, Tim Shellcot and David Newton for their advice and support throughout the 2017 season, you have all truly made it an enjoyable experience for me.

Thank you to AFL Victoria Development Managers, Nish Moses, Harry Sleigh and outgoing staff member Tom Delahunty on the assistance that you have provided me. I look forward to continuing to build the relationship between the WRFL and AFL Victoria to better assist our clubs.

All volunteers commit a huge amount of time and effort to support and develop their club and I look forward to working with you all to provide a high quality junior competition in the west.

Steph Zerowsky
Manager Junior Football



Wyndhamvale's Mary Daw gets a kick away during an Under 18 Girls WRFL match. Picture: LOCAL LEGENDS PHOTOGRAPHY

PRESIDENTS & CEOS

YEAR	PRESIDENT	MANAGER/CEO	YEAR	PRESIDENT	MANAGER/CEO	YEAR	PRESIDENT	MANAGER/CEO
1931	H. Turner	A. Magennis	1961	G.W. Reynolds	G.W. Reynolds	1991	R.T Angwin	L. Patching
1932	H. Turner	F. Reid / R. Hodgson	1962	G.W. Reynolds	L.J. Bills	1992	R. Swann (OAM)	L. Patching
1933	H. Turner	A.E. Shepherd	1963	A.W. Abbey	G. McDonald	1993	R. Swann (OAM)	L. Patching
1934	H. Turner	A.E. Shepherd	1964	A.W. Abbey	G. McDonald	1994	R. Swann (OAM)	L. Patching
1935	H. Turner	A.E. Shepherd	1965	A.W. Abbey	G. McDonald	1995	R. Swann (OAM)	L. Patching/ R. Swann
1936	H. Turner	A.E. Shepherd	1966	A.W. Abbey	R.J. Dye	1996	R. Swann (OAM)	R. Swann/ R. Murphy
1937	H. Turner	A.E. Shepherd	1967	L.R. Maxwell	R.J. Dye	1997	R. Swann (OAM)	R. Murphy
1938	H. Turner	A.E. Shepherd	1968	S. Dacre	R.J. Dye	1998	R. Swann (OAM)	R. Murphy
1939	H. Turner	A.E. Shepherd	1969	L.R. Maxwell	R.J. Dye	1999	R. Swann (OAM)	M. Penaluna
1940	H. Turner	A.E. Shepherd	1970	L.R. Maxwell	D.G. Moore	2000	R. Swann (OAM)	M. Penaluna
1941	H. Turner	A.E. Shepherd	1971	L.R. Maxwell	R.J. Dye	2001	R. Swann (OAM)	M. Penaluna
1942	H. Turner	A.E. Shepherd	1972	L.R. Maxwell	R.J. Dye	2002	I. Hamm	M. Penaluna
1943	H. Turner	A.E. Shepherd	1973	L.R. Maxwell	R.J. Dye	2003	I. Hamm	M. Penaluna
1944	B.J. Jamieson	A.E. Shepherd	1974	L.R. Maxwell	J.B. Huntington	2004	I. Hamm	D. Phillips
1945	B.J. Jamieson	A.E. Shepherd	1975	L.R. Maxwell	J.B. Huntington	2005	I. Hamm	D. Phillips
1946	B.J. Jamieson	A.I. Dunne	1976	L.R. Maxwell	J.B. Huntington	2006	I. Hamm	D. Phillips
1947	B.J. Jamieson	A.I. Dunne	1977	P.I. Hollings	J.B. Huntington	2007	I. Hamm	J. Batty
1948	B.J. Jamieson	A.I. Dunne	1978	P.I. Hollings	J.B. Huntington	2008	D. Taylor	J. Batty
1949	B.J. Jamieson	A.I. Dunne	1979	P.I. Hollings	J.B. Huntington	2009	D. Taylor	J. Batty
1950	B.J. Jamieson	A.I. Dunne	1980	P.I. Hollings	J.B. Huntington	2010	B. Baarini	R. Tregear
1951	B.J. Jamieson	A.I. Dunne	1981	R.T Angwin	J.B. Huntington	2011	B. Baarini	R. Tregear
1952	B.J. Jamieson	A.I. Dunne	1982	R.T Angwin	J.B. Huntington	2012	B. Baarini	R. Tregear
1953	B.J. Jamieson	A.I. Dunne	1983	R.T Angwin	J.B. Huntington	2013	B. Baarini	R. Tregear
1954	B.J. Jamieson	A.I. Dunne	1984	R.T Angwin	J.B. Huntington	2014	B. Mildenhall	R. Tregear
1955	B.J. Jamieson	A.I. Dunne	1985	R.T Angwin	L. Patching	2015	B. Mildenhall	R. Tregear
1956	B.J. Jamieson	A.I. Dunne	1986	R.T Angwin	L. Patching	2016	B. Mildenhall/M. Angwin	R. Tregear
1957	B.J. Jamieson	A.I. Dunne	1987	R.T Angwin	L. Patching	2017	M. Angwin	M. Duck
1958	B.J. Jamieson	A.I. Dunne	1988	R.T Angwin	L. Patching			
1959	B.J. Jamieson	A.I. Dunne	1989	R.T Angwin	L. Patching			
1960	G.W. Reynolds	L.J. Bills	1990	R.T Angwin	L. Patching			

EXECUTIVE BOARD



Meredith Angwin
President



Paul Robinson
Vice President



Dominic Drenen
Treasurer



Scott Chapman
Director



Barry Lovell
Director



Terry McGarity
Director



Gina Smith
Director



Ross Williamson
Director



Sandra Wilson
Director



MEDIA REPORT

KRISTEN ALEBAKIS

The WRFL's social media footprint continued to grow in 2017, with more stories, videos and photo galleries created than ever before.

With the ever-changing digital landscape, the demand of local football news is continuing to rise, so the goal at the beginning of the year was for the league to use its social media channels and website to create innovative and original content that enhances the league's reach.

Through videos and online story telling the WRFL produced countless news stories covering breaking news and achievements of junior and senior players, coaches and umpires.

As well as sharing stories, 125 online episodes were also created. This included episodes of the WRFL Footy Show, the WRFL Insider, Quick Hands, 7 Plays in 7 Days and the Senior Preview and Review shows.

Most of the videos were produced at the WRFL's inaugural Media Day in February, with almost all senior clubs in attendance.

The Media Day was an opportunity for the league to create content with senior coaches and players prior to the beginning of the season. It was a way to generate fun and engaging videos and photos that could then be released at various stages throughout the year.

The Media Day was undoubtedly a success and the content gathered proved to be invaluable. Plans are already underway for next year's Media Day.

The WRFL Footy Record undertook a significant change in 2017. It went from being a published record to an online publication.

The Record was published two-days prior to the weekend's games and included team lists, results and ladders. It was also interactive, with live links to videos embedded in the publication.

The change was well received by the WRFL audience, with more people engaging with the record than in previous years.

Live streaming of Division 1 matches was also a new feature this season.

Live streaming gave the league a chance to explore a new and exciting way of showcasing WRFL footy to not only the people of Melbourne's west, but the wider football community.

Four matches across the season were live streamed via Red Onion on the WRFL TV website.

As in previous years all Division 1 Senior matches were also filmed by Red Onion in 2017. Games were uploaded to the WRFL TV portal and could be viewed by footy fans on their mobile device or computer.

The WRFL's Facebook page is one of the league's most important media channels.

The reach and growth of the page over the past 12 months has been extraordinary.

The league recorded more than 483,000 video views in 2017, surpassing last year's total views by 279,000.

The number of Facebook followers increased by 26%, meaning the WRFL page has become one of the most popular metropolitan football leagues in Victoria.

One of the most popular videos of the year was a video released on the eve of Junior Finals.

Young footy stars aged between 12 and 15 spoke of their love for the game and most importantly, why being a good sport isn't just restricted to those on the ground in the video.

It reached 12,000 views within a week of it being published.

It was great to work alongside some of the WRFL's junior stars. I hope to do more media initiatives with the league's rising stars in 2018.

The WRFL's Twitter page had a 12% increase in followers, while the WRFL Instagram Page had a 50% increase in followers.

The WRFL YouTube Page continued to attract a growing audience. More than 53,000 views on videos this season were recorded, up by more than 15,000 on the previous year.

The WRFL Live app also had 8289 members as of October.

The app's primary use is to give members access to the latest news and live scores at their fingertip and having 111,458 screen views in 2017 is evidence that members of our league have an appetite for news.

The league wouldn't have been able to reach these milestones without the help of a team of dedicated volunteers.

Thank you to Ellie Alebakis and Sarah Guganovic for their ongoing support.

Without their backing and willingness to get involved, the league wouldn't have been able to create such high quality and entertaining videos.

Peppe Cavalieri, Will Zwar, Rhys Woosnam, Nick Galea, Connor Pain, Ben Caldwell, Kasun Illankoon, Graeme Hodgart, Claudia Alp, Cody Bench and Belinda Vitacca all played important roles this season and I thank them for their outstanding contributions as reporters and photographers in 2017.

I also wanted to thank the league's official photographer, Local Legends Photography, in particular Darrell Jones. Darrell has an incredible ability to capture the moments that matter and this year he again produced a series of excellent images.

A big thank you to the radio crew, who do a stellar job calling senior games on 88.9 WYN FM each and every week.

Led by Kevin Hillier, the radio team also includes Gary Turner, Peppe Cavalieri, Andrew Wilson and Cade Lucas. The team of broadcasters do a wonderful job calling games and bringing listeners all the latest news, game analysis and live scores from around the grounds.

Finally, thank you to the WRFL administration and executive board for their unwavering support and guidance in 2017.

To Matt Duck, Steph Zerowsky, Adam Sparrow, Julia Prokhorova, Kristy Vidovic, Peter Harley, Nish Moses, Harry Sleigh and to Tim Shellcot and Tom Delahunty, who moved on this year – thank you for your encouragement and friendship.

I'm already looking forward to 2018.

Kristen Alebakis

Media and Communications Manager



Tarneit players get some instructions from photographer Darrell Jones at this year's Media Day. Picture: KRISTEN ALEBAKIS



UMPIRES REPORT

MARK WESTGARTH



The 2017 season has been another year of umpires further developing their skills which in turn has enabled many umpires to achieve a higher level of football, this is highlighted with five out of the nine umpires officiating their first Division 1 Grand Final.

The umpiring group has been training at Scovell Reserve in Maidstone for the past 30 years. However in 2017, the umpiring group moved its main training base to Hanmer Reserve, Yarraville, which is the old Seddon Football ground.

Now sharing the facility with the Seddon Cricket club, coupled with extensions to the change rooms, the umpires are now enjoying training on an excellent surface which is a marked football ground with goal posts.

Now that may seem strange to football clubs, but that is what the umpires have had missing over the years. Having a fully marked ground and goal posts allow umpires to practice their skills, just like a football team.

Main training nights also changed to Tuesday's and Thursday's, which allowed a solid running session on Tuesday and a skills session on Thursday. In our skills we practice position at boundary throw-ins, shot on goal and kick in from full back to mention a few.

Just like a team practicing set plays and tactics, umpires practice their skills for umpiring. The major focus on umpiring is skill, because if we get in the right position then we are more likely to pay the correct free kick.

Also new this year was the umpires apparel. Thanks to RAMS Home Loans Western Division sponsorship, all umpires got new uniforms.

The 2017 umpiring group actually lost female umpires in preference to playing in the WRFL this season as the league introduced more junior female competitions.

I consider this a short time loss for a long term gain in that many young girls will take on playing football in the WRFL over the next few years, however like many junior footballers, as they move up the age levels many tend to stop playing, this is when umpiring becomes a great option.

Those girls who previously never thought about umpiring, after spending time playing may think twice about staying in the game through umpiring. Time will tell, however those young girls who took up the whistle in 2017 have developed very well. I look forward to them taking the next step in season 2018.

The WRFL will provide their own stand-alone senior women's competition next year. This coupled with Glen Orden and Point Cook's involvement, it will undoubtedly present a challenge in officiating all games.

On the flip side it does provide more chances for current umpires to take up the opportunity to umpire at a higher level.

The umpiring group is supported by a large number of people who work tirelessly towards the ongoing development of the WRFL Umpires. I would like to take this opportunity to recognise the hard work and dedication of a number of people in the WRFL umpiring group.

Paul Dimartino took on the role as Assistant Field Umpires Coach in 2017 and has had a significant impact on the group. Highly respected, with a VFL background, Paul has worked with the umpires to further develop their skill base by running numerous Thursday night skill sessions, supported by video reviews of Division 1 games. Our focus is on skills and match management because if we get that right then the correct decisions follow.

Joining the field umpires coaching through observations in season 2017 was past umpires Geoff Tressider and Steve Sutton. Both men have enormous experience in umpiring and whilst they still umpire in a supporting role their ability to provide constructive feedback to umpires, across a range of games is essential in developing the umpire's skill level.

Brett Cryer returned to observing after a break. He brings VFL experience to the group.

Peter Howe continues to support the WRFL, which is an exceptional task given his position as CEO of the AFL Umpires Association. Peter's experience and communication skills are second to none in the umpiring fraternity. We are very fortunate to have him involved.

Maree Wilke in her second year as senior boundary coach, did a great job in further developing the boundary umpires with the introduction of three umpires in Division 1 home and away games. It is always a challenge because boundary umpire numbers generally turn over 50% each year, therefore requiring a massive skill development to bring them up to the required standard.

Maree was supported by Craig Gurrie, as the assistant boundary coach, in his first year in the role and coupled with Henry Strzadala and Richard Watt as boundary observers. The boundary umpires benefited from their hard work. Craig worked hard with Maree on the skills at training which then flowed through into game day.

Graeme Hodgart continues as our senior goal umpires coach. His ability to develop the group is exceptional. Graeme also works with the academy umpires, developing the younger goal umpires coming through.

Graeme was supported by Rod Davis, who was the AFL National Goal Umpires coach and ex-WRFL goal umpire. It was great to have Rod involved. His experience has again supported the goal umpires in achieving their potential. Leo Keating is the

back bone of the goal umpires coaching group, who observes all day Saturday. He continues to support the development of the WRFL goal umpires.

Bruce Pain was the junior coach and provided excellent feedback and support for the junior umpires. Bruce was supported by Bob Taylor who was in his first year in the WRFL, but brings decades of experience to the group. This is the first year we had such extensive observations of junior umpires, which will only benefit the group moving forward.

Rene van Kuyk is my right arm, the power of work that Rene provides with all the appointments, phone calls and logistics he works through in a season is amazing. He also finds time to umpire and observe, showing the dedication he has for the WRFL umpiring group.

The WRFL Umpires Association continue to support the WRFL in developing umpires through great advocacy, social events, grant funding to develop the WRFL umpires and the recent move to Hanmer Reserve. Special thanks to the executive, led by President Henry McFerran, who always supports the WRFL umpires coaching team.

Finally, I would like to thank the WRFL Board and management, led by Executive Board President Meredith Angwin, who are a great support to the umpiring team. To the new CEO Matthew Duck, Adam Sparrow, Manger-Football Operations and Stephanie Zerowsky Manager – Junior Football congratulations on your first season in the WRFL. They have done a tremendous job in a challenging season, they are further supported by the rest of the WRFL team.

I look forward to season 2018 and continue the great relationships with all involved in the WRFL.

Mark Westgarth
Director of Umpiring



WRFL Umpire Paul Parker in action during the 2017 season. Picture: LOCAL LEGENDS PHOTOGRAPHY



TRIBUNAL REPORT

DALE SAYNER

This year was the best year in relation to reports in the recorded history of the WRFL. This was achieved in spite of the fact that one Junior Grand Final match ultimately lead to 27 charges being laid. In 2017 there was a collective total of 92 Tribunal hearings and/or automatic suspensions, down on our previous best (of 2015) of 98. If not for that one match, this year would have seen 65 hearings and/or automatic suspensions in total. This is an exceptional result considering we have over 7,200 players taking to the field every week.

Whilst a terrific year from a Tribunal perspective, disappointingly we again saw some people opt to provide the radio and/or other media with at times entirely inaccurate information that in turn portrayed a league that does not provide investigative avenues for its clubs. To the contrary, the WRFL remains one of the very few leagues where any club can lodge a dispute, charge or protest via an incident form that results in an Independent Tribunal Hearing. Had these individuals taken the time to contact their respective club, they may have better understood the process.

Whilst only a minority, the most disturbing problem I have found over the past three years is the parents and supporters of some players who show ignorance and immaturity by encouraging players to become involved in melees and law-breaking incidents. It would be great for the WRFL if these people could direct their energies towards making the game better or by filling a much-needed volunteer role.

The WRFL Tribunal does not criticise the clubs but to the contrary congratulates all the clubs on their ability to instil fair play into our great game. Since 2013 we have an extra 36 teams in our competitions, and this only happens if the game is safe to play. We have umpires in the vast majority of matches because of a group input by all members and volunteers in the WRFL working towards a clean safe sport.

The WRFL Tribunal is 100% independent and is made up of many different professions ranging from Barristers, Solicitors, Commissioners, Investigators, Senior Police officers and Servants of the people.

All of these people donate their time which at times during the year can be many hours to give all clubs a fair and just hearing without bias.

This season the Tribunal saw the departure of Mr Paul Smallwood who moved away from the Western suburbs. We at the WRFL Tribunal pass on our sincere thanks to Paul for donating his valuable time over the past few years.

The WRFL Tribunal would also like to sincerely thank Mr Brian Wilson who for many years has been the Tribunal Secretary and fulfilled that position at times under extreme conditions, including serious health problems. Brian has now retired due to these health problems but will always be a part of the WRFL family.

I welcome aboard two members (one new and one returning member) to the Tribunal panel.

Donna Watson comes to us with a wealth of experience in the area of law, and Angela Coulson returns to us after a short break bringing back her greatly valued experience. We also have a new Tribunal Secretary in Rene Van Kuyk, who has given the Tribunal members a lot of support in his tireless approach to the position.

Once again the stability of the Tribunal with a working panel of nine showed the consistency on verdicts and penalties relating to each individual case. A special thanks to all members of the Tribunal:


- Adrian Noble (Deputy Chair)
- Michael McNamara (Deputy Chair)
- Jim Simmonds
- Darren Mayne
- Frank Plata
- Rod Evans
- Donna Watson
- Angela Coulson
- Rene Van Kuyk (Tribunal Secretary)

This year the clubs must focus on discipline relating to members and crowd control. We must stop putting our heads in the sand and start to realise that most cases heard by the Tribunal, including the automatic suspensions, are caused by some of the non-playing spectators not following the game in a manner of good sportsmanship, and by verbally promoting violence against the opposition players and umpires. It is time for these types of activities to cease.

Dale R Sayner
Tribunal Chairman



WRFL Umpires prepare to officiate a junior final earlier this year. Picture: JEREMY HEFFERNAN



AFL VICTORIA DEVELOPMENT REPORT

NISH MOSES & HARRY SLEIGH

2017 has been a year of growth and innovation across Game Development in the West.

We placed an increase focus on Coach Education as we continue to understand that participants will be attracted to the game, and will continue playing when there is a strong and positive culture.

Auskick, School Football, Multicultural Engagement and the rise of Female Football are also areas that we have ensured we strive to develop and sustain.

We have continued to work with Coaches to ensure they are getting the best training and are provided the necessary support to be able guide the future stars of the AFL and AFLW.

This year we saw 149 Western Region Coaches successfully complete their Level 1 Coaching Accreditation Course.

The backbone of our Coaching programs has been to educate Coaches on how to communicate with young people, how to effectively plan and deliver training sessions, how to ensure maximum involvement and leadership, amongst a range of other sessions.

A strong focus for us has been to increase the amount of Female Coaches we have in the Region – after the introduction of a 50% subsidy for any Females undertaking their Level 1 we saw an increase in Female Coaches in the West. We feel we need to ensure the up and coming Female footballers have role models when they play, and there is no better role model than a leader of the team.

2017 saw AFL Victoria undertake an audit of Accredited Coaches in the West – in which we saw a 90% accreditation rate, we will be striving to ensure 100% of Coaches are all accredited in 2018. We feel Coaches need the adequate training prior to leading a group of young people, and need to be given the chance to be up-skilled through Coaching Masterclasses and Seminars.

Like last year we have been well supported in Coach Education by the AFL Clubs in our region in the Western Bulldogs and the North Melbourne Football Clubs. More than 200 Coaches participated in our free AFL Coaching Masterclasses, in which we facilitated seven different sessions throughout the year. Both the Bulldogs and the Kangaroos provided Assistant Coaches as presenters at the sessions.

Topics included Skill Acquisition, Opposition Analysis, Coaching Female Footballers and Game Sense Coaching, just to name a few. The feedback has been quite positive, with Coaches implementing their learnings immediately. This is an initiative we will look to continue on again in 2018.

Acknowledging, promoting and rewarding the outstanding Coaches in the West was a key focus for us leading into 2017. We rolled out a new initiative of AFL Victoria Western Region Coach of the Month this year which

was promoted through the WRFL Social Media channels and website.

We asked for nominations from the Community – whether it be player, administrator or supporter. Through this we had received more than 150 nominations, and were able to award monthly winners as well as recognise all nominations.

We were pleased to award three overall Coach of the Year winners within the Junior, Youth and Senior age brackets. We saw three outstanding Coaches and people in Raphael Kardachi (Sunshine FC), John Szanyi (Altona Juniors) and Brendan Hallinan (Sunshine FC) win each of the respective categories. We thank everyone for their nominations and send our congratulations to all winners, in particular our three Coach of the Year recipients.

2017 again saw an increased growth in participation at an Auskick level – in particular we saw significant growth within girls participating in Auskick, which was great to see.

A strong focus for 2017 has been to ensure the retention of these participants. We want to ensure all participants have a clear pathway of participation within Australian Football – whether it be continuing Auskick or Junior Football.

We have worked with local clubs to ensure they are connecting with the participants and more importantly the families of their local Auskick Centre, this has had some positive results as a number of clubs are looking to field an Under 8 or Under 9 teams as a result of their Auskicker's getting involved at the club.

2018 will see significant changes within the Auskick program – with a more structured curriculum to ensure the gap between Auskick and Junior Football skills continues to be reduced, and the environment of Auskick continues to thrive as a great community engagement tool.

We are very fortunate to have a great group of passionate Auskick Coordinators within the West. We have more than 3000 participants in the region. This wouldn't be possible without the hard work of all our Auskick Coordinators, Coaches and Volunteers.

Providing Schools with a variety of options for involvement within AFL has been a key strategy, as we continue to understand how limited Schools and students are with their time. We have rolled out the Australian Sports Commission's Sporting Schools Program, as well as Footy Frenzy Days, AFL Women's players as guest speakers, as well as our flagship event of the Primary Schools Challenge – an opportunity for Schools to enter teams in a modified, safe and fun environment – where participation is the key.

More than 700 kids from 35 different Schools across the Western region participated in the Gala Days, and feedback has shown a number of students were interested in continuing their involvement through local footy next year.

After three years in the role of Football Development Manager South West, in the back half of the year, Tom Delahunty accepted a role with Wyndham Council. We thank Tom for all his hard work over the past few years. Tom built some great relationships and set some great ground work for his replacement, Harry Sleigh, to continue working in 2018.

We would like to thank all the volunteers across the region for their hard-work and dedication in growing the game and developing new and innovative programs and ideas. We hope you have a great holiday break with family and friends, and look forward to working with you in 2018.

Nish Moses and Harry Sleigh

AFL Victoria

Football Development Managers



Excited students enjoy the AFL Victoria Western Primary Schools Challenge at JR Parsons Reserve earlier this year. Picture: NISH MOSES



DIVISION 1

DIVISION 1 LADDERS & RESULTS

SENIORS LADDER

TEAM	P	W	L	D	%	PTS
Deer Park	18	16	2	0	182.92	64
Spotswood	18	15	3	0	146.07	60
Sunshine	18	13	5	0	163.11	52
Hoppers Crossing	18	13	5	0	160.21	52
Werribee Districts	18	10	8	0	89.3	40
Altona	18	9	9	0	126.83	36
Albion	18	6	12	0	76.42	24
St Albans	18	4	14	0	66.78	16
Caroline Springs	18	2	16	0	56.13	8
Wyndhamvale	18	2	16	0	40.64	8

FINALS SERIES

Qualifying Final: Sunshine 9.20. (74) def. Spotswood 9.6. (60)

Elimination Final: Hoppers Crossing 7.9. (51) def. Werribee Districts 6.8. (44)

Semi Final 2: Deer Park 18.17. (125) def. Sunshine 6.12. (48)

Semi Final 1: Hoppers Crossing 12.13. (85) def. Spotswood 6.9. (45)

Preliminary Final: Sunshine 16.13. (109) def. Hoppers Crossing 10.6. (66)

RESERVES LADDER

TEAM	P	W	L	D	%	PTS
Altona	18	16	2	0	185.9	64
Hoppers Crossing	18	15	3	0	194.64	60
Sunshine	18	14	3	1	167.23	58
Deer Park	18	14	4	0	282.12	56
Werribee Districts	18	8	9	1	99.74	34
Caroline Springs	18	7	11	0	71.74	28
St Albans	18	6	12	0	62.75	24
Spotswood	18	5	13	0	74.58	20
Albion	18	4	14	0	60.77	16
Wyndhamvale	18	0	18	0	26.47	0

FINALS SERIES

Qualifying Final: Hoppers Crossing 12.6. (78) def. Sunshine 4.6. (30)

Elimination Final: Deer Park 8.16. (64) def. Werribee Districts 4.7. (31)

Semi Final 2: Altona 11.8. (74) def. Hoppers Crossing 4.14. (38)

Semi Final 1: Sunshine 10.8. (68) def. Sunshine 6.6. (42)

Preliminary Final: Hoppers Crossing 14.9. (93) def. Sunshine 7.6. (48)

UNDER 19 LADDER

TEAM	P	W	L	D	%	PTS
Werribee Districts	17	16	1	0	309.69	64
Yarraville Seddon Eagles	17	13	2	2	430.46	56
Altona	17	14	3	0	358.62	56
Hoppers Crossing	17	13	4	0	245.74	52
Albion	17	10	7	0	188.88	40
Caroline Springs	17	8	8	1	179.56	34
Spotswood	17	7	9	1	181.74	30
Wyndham Suns	17	7	10	0	89.74	28
St Albans	17	6	11	0	71.82	24
Wyndhamvale	16	4	12	0	41.43	16
Newport Power	16	2	14	0	26.68	8
Albanvale	16	0	16	0	4.08	0

FINALS SERIES

Qualifying Final: Altona 8.9. (57) def. Yarraville Seddon Eagles 4.6. (30)

Elimination Final: Hoppers Crossing 20.10. (130) def. Albion 5.4. (34)

Semi Final 2: Werribee Districts 11.7. (73) def. Altona 10.5. (65)

Semi Final 1: Yarraville Seddon Eagles 10.8. (68) def. Hoppers Crossing 6.4. (40)

Preliminary Final: Altona 8.8. (56) def. Yarraville Seddon Eagles 6.11. (47)

GRAND FINAL RESULT

Deer Park 4.4, 6.7, 9.9, 9.12 **(66)**
Sunshine 2.4, 4.7, 7.9, 9.9 **(63)**

GOALS

Deer Park: J. Perkins 4, J. Condos 3, K. McHarg 2

Sunshine: D. Moloney 3, D. Castellano 3, N. Lyons 2, L. Langwell 1

BEST

Deer Park: D. Cooper, M. Bruin, J. Purton-Smith, K. McHarg, R. Van Riet, C. Stewart

Sunshine: B. Dessent, J. McInnery, B. Christodoulou, L. Smart, H. Moloney, N. Lyons

HERB PASCARL MEDALIST

Ben Dessent (Sunshine)

GRAND FINAL RESULT

Hoppers Crossing 2.5, 2.5, 4.12, 6.13 **(49)**
Altona 1.0, 3.2, 3.2, 5.5 **(35)**

GOALS

Hoppers Crossing: R. Kitchen 3, B. Turner 1, D. Brierty 1, L. McDonald 1

Altona: J. Allen 1, N. Wapshott 1, J. Comeadow 1, L. Allen 1, T. Andrews 1

BEST

Hoppers Crossing: D. Brierty, R. Kitchen, M. Dibb, A. Presnell, D. Barbieri, B. Doyle

Altona: J. Allen, L. Allen, M. McCartney, M. Cross, B. El Souki, K. Pickard

HERB PASCARL MEDALIST

David Brierty (Hoppers Crossing)

GRAND FINAL RESULT

Altona 2.3, 4.4, 5.7, 6.7 **(43)**
Werribee Districts 1.1, 2.3, 2.3, 3.9 **(27)**

GOALS

Altona: J. Papachatzakis 2, J. Reynolds 1, H. Minett 1, M. Wright 1, J. Menadue 1

Werribee Districts: L. Rzanovski 1, J. Tessari 1, J. Rice 1

BEST

Altona: H. Minett, M. Wright, E. Taylor, R. Tandy, D. Pantalleresco, J. Rogasch

Werribee Districts: M. Atem, H. Murphy, T. Donnon, J. Tessari, H. Kilby, B. Di Sisto

HERB PASCARL MEDALIST

Ethan Taylor (Altona)

DIVISION 1 PREMIERS



DIVISION 1 SENIORS – DEER PARK Captain: Jack Purton-Smith Coach: Marc Bullen

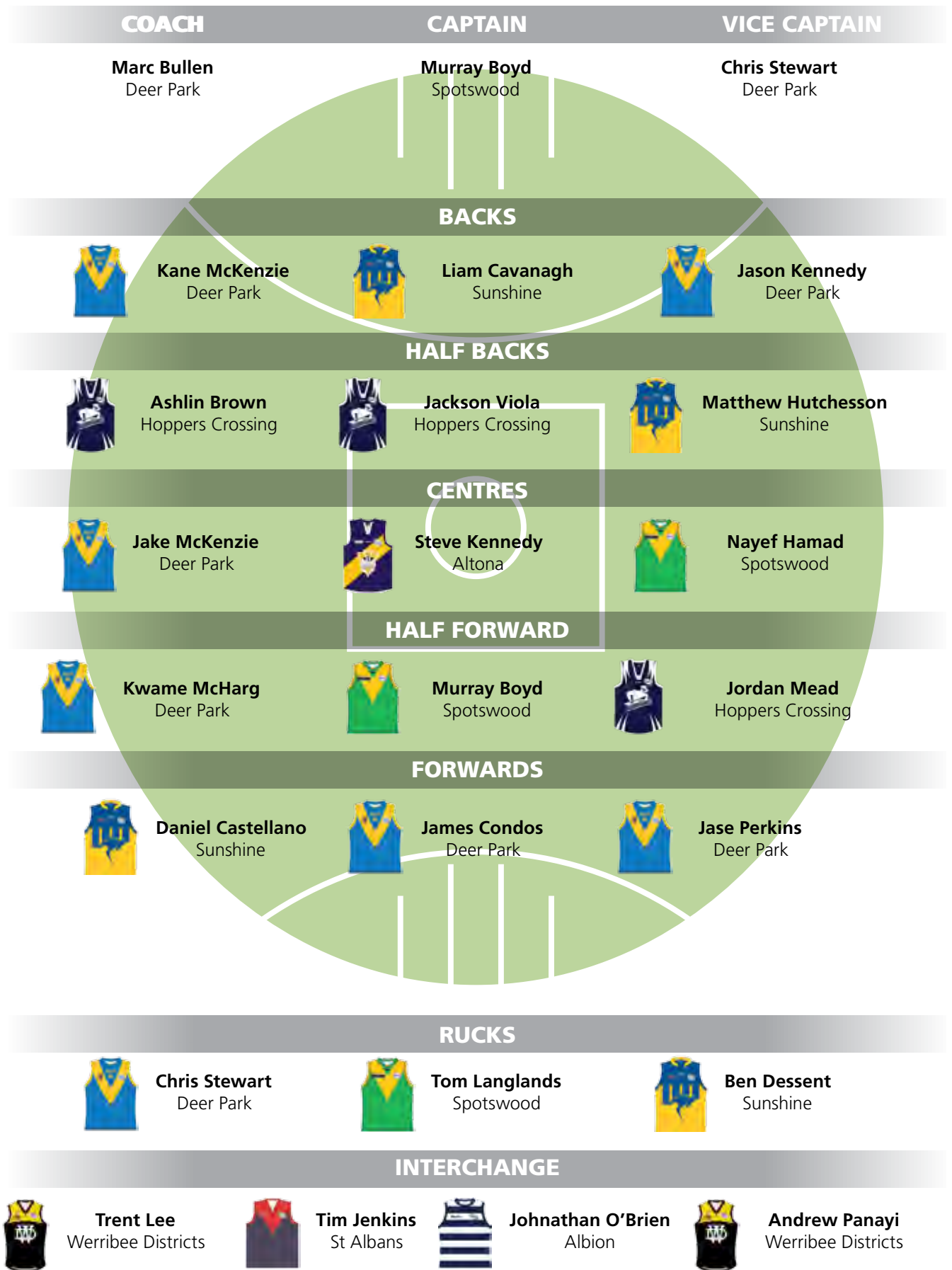


DIVISION 1 RESERVES – HOPPERS CROSSING Captain: Todd Caulfield Coach: David Taylor



UNDER 19s – ALTONA Captain: Ethan Taylor Coach: Chris Goetz

DIVISION 1 TEAM OF THE YEAR





DIVISION 2

DIVISION 2 LADDERS & RESULTS

SENIORS LADDER

TEAM	P	W	L	D	%	PTS
North Footscray	15	13	2	0	210.77	52
Yarraville Seddon Eagles	15	11	3	0	188.7	44
Manor Lakes	15	9	6	0	101.78	36
Albanvale	15	5	10	0	63.54	20
Newport Power	15	4	10	0	77.99	16
West Footscray	15	2	13	0	49.72	8

FINALS SERIES

Semi Final 2: Yarraville Seddon Eagles 7.11. (53) def. North Footscray 6.5. (41)

Semi Final 1: Manor Lakes 14.14. (98) def. Albanvale 7.8. (50)

Preliminary Final: North Footscray 15.12. (102) def. Manor Lakes 10.11. (71)

GRAND FINAL RESULT

North Footscray 1.6, 5.9, 10.12, 15.14 **(104)**
Yarraville Seddon Eagles 0.3, 3.5, 4.8, 6.10 **(46)**

GOALS

North Footscray: J. Butty 7, T. Montebruno 4, B. Montebruno 2, S. Kater 2

Yarraville Seddon Eagles: C. Topalidis 2, J. Hargreaves 1, M. Goring 1, B. Smith 1, M. Patterson 1

BEST

North Footscray: J. Butty, J. Lampi, A. Walsh, R. Duffield, J. Miller, B. Walsh.

Yarraville Seddon Eagles: J. Varsamakis, M. Goring, C. Topalidis, R. Cornish, N. Tsaloukis, J. Collins.

REX SWANN MEDALIST

Jason Butty (North Footscray)

RESERVES LADDER

TEAM	P	W	L	D	%	PTS
Yarraville Seddon Eagles	15	13	2	0	438.58	52
North Footscray	15	12	3	0	260.88	48
Manor Lakes	15	9	6	0	138.45	36
Newport Power	15	6	8	1	79.59	26
West Footscray	15	2	12	1	31.57	10
Albanvale	15	2	13	0	24.13	8

FINALS SERIES

Semi Final 2: Yarraville Seddon Eagles 25.13. (163) def. North Footscray 2.3. (15)

Semi Final 1: Manor Lakes 7.7. (49) def. Newport Power 6.7. (43)

Preliminary Final: North Footscray 5.11. (41) def. Manor Lakes 5.4. (34)

GRAND FINAL RESULT

Yarraville Seddon Eagles 2.3, 8.7, 8.11, 14.14 **(98)**
North Footscray 2.1, 2.1, 4.4, 4.5 **(29)**

GOALS

Yarraville Seddon Eagles: D. McDonald 4, M. Taylor 4, P. Hynes 2, S. Miller 2, C. Salvador 1, J. Gillespie 1

North Footscray: H. Patterson 2, M. Walsh 1, B. Oakford 1

BEST

Yarraville Seddon Eagles: M. Wright, H. Price, S. Miller, K. McNeil, K. Ryan, N. Fry

North Footscray: J. Moore, R. Aranyos, M. Bushell, M. Garstin, K. Reynolds, H. Patterson

BEST ON GROUND MEDALIST

Matthew Wright (Yarraville Seddon Eagles)

DIVISION 2 PREMIERS



DIVISION 2 SENIORS – NORTH FOOTSCRAY Captain: Sam Kater Coach: Shaun Borlase



DIVISION 2 RESERVES – YARRAVILLE SEDDON EAGLES Captain: Shane Williams Coach: Peter Lazzaro

DIVISION 2 TEAM OF THE YEAR

COACH

Dean Callaway
Yarraville Seddon Eagles

CAPTAIN

Nathan Montague
Manor Lakes

VICE CAPTAIN

MacAuley Goring
Yarraville Seddon Eagles

BACKS



Brayden Smith
Yarraville Seddon Eagles



Sam Denby-Blake
North Footscray



Jack Collins
Yarraville Seddon Eagles

HALF BACKS



William Finlay
Manor Lakes



Ethan Henley
Manor Lakes



Kevin Johnson
Yarraville Seddon Eagles

CENTRES



Jordan Lampi
North Footscray



MacAuley Goring
Yarraville Seddon Eagles



Joshua Barker
West Footscray

HALF FORWARD



Jonathan Miller
North Footscray



Jason Butty
North Footscray



Nathan Montague
Manor Lakes

FORWARDS



Jack Hargreaves
Yarraville Seddon Eagles



Tyren Montebruno
North Footscray



Daniel Bartolo
Albanvale

RUCKS



Reece Duffield
North Footscray



Kieran Murphy
North Footscray



Belal Mesto
Newport Power

INTERCHANGE



Cameron Baker
Manor Lakes



Ibrahim Atik
Albanvale



Brendan Cassar
Albanvale



Justin Palmer
Manor Lakes



DIVISION 3

DIVISION 3 LADDERS & RESULTS

SENIORS LADDER

TEAM	P	W	L	D	%	PTS
Parkside	18	16	2	0	245.52	64
Wyndham Suns	18	13	4	1	173.48	54
Tarneit	18	13	5	0	175.72	52
Sunshine Heights	18	10	8	0	114.67	40
North Sunshine	18	9	8	1	96.15	38
Sanctuary Lakes	18	4	13	1	64.53	18
Braybrook	18	3	14	1	53.03	14
Laverton	18	2	16	0	38.63	8

FINALS SERIES

Semi Final 2: Parkside 16.20. (116) def. Wyndham Suns 9.8. (62)

Semi Final 1: Tarneit 9.12. (66) def. Sunshine Heights 10.3. (63)

Preliminary Final: Tarneit 8.6. (54) def. Wyndham Suns 3.7. (25)

GRAND FINAL RESULT

Parkside 4.8, 6.10, 10.16, 12.17 **(89)**
Tarneit 1.0, 2.1, 3.3, 7.6 **(48)**

GOALS

Parkside : B. Kelly 4, J. Cloke 3, A. Gervasi 2, B. Ashman 1, J. Dorward 1, C. Muratore 1.

Tarneit : A. Miriklis 2, A. Molivas 2, T. Robertson 1, C. Benson 1, J. Gorman 1.

BEST

Parkside : B. Papal, D. McMahon, J. Dorward, J. Shaw, B. Kelly, C. Muratore.

Tarneit : J. Damjanovski, A. Miriklis, B. Bostock, C. Benson, T. Lawrie, Z. Thornton.

HENRY TURNER MEDALIST

Ben Papal (Parkside)

RESERVES LADDER

TEAM	P	W	L	D	%	PTS
Parkside	18	17	1	0	444.92	68
Tarneit	18	16	2	0	376.54	64
Wyndham Suns	18	14	4	0	200.77	56
Sunshine Heights	18	8	10	0	116.45	32
Sanctuary Lakes	18	6	11	1	64.67	26
North Sunshine	18	6	11	1	45.81	26
Laverton	18	2	16	0	33.32	8
Braybrook	18	1	15	2	25.42	8

FINALS SERIES

Semi Final 2: Parkside 7.18. (60) def. Tarneit 5.7. (37)

Semi Final 1: Wyndham Suns 11.8. (74) def. Sunshine Heights 5.8. (38)

Preliminary Final: Wyndham Suns 11.9. (75) def. Tarneit 5.7. (37)

GRAND FINAL RESULT

Parkside 6.1, 6.6, 9.9, 12.11 **(83)**
Wyndham Suns 1.0, 2.0, 4.2, 6.3 **(39)**

GOALS

Parkside : M. Shepperbottom 3, C. Tornatore 2, L. O'Farrell 1, M. Schwabl 1, D. Orchard 1, R. Keenan 1, K. Perkins 1, M. Beacham 1, J. Chenn 1.

Wyndham Suns : D. Hinge 2, C. Stephens 2, A. Campbell 1, T. Zervos 1.

BEST

Parkside : M. Schwabl, M. Beacham, C. Sturrock, D. Vincent, V. Gardiner, N. Goulas.

Wyndham Suns : J. Stephens, A. Campbell, C. Stephens, M. Seex, J. Cott, J. Tomelty.

BEST ON GROUND MEDALIST

Mark Schwabl (Parkside)

DIVISION 3 PREMIERS

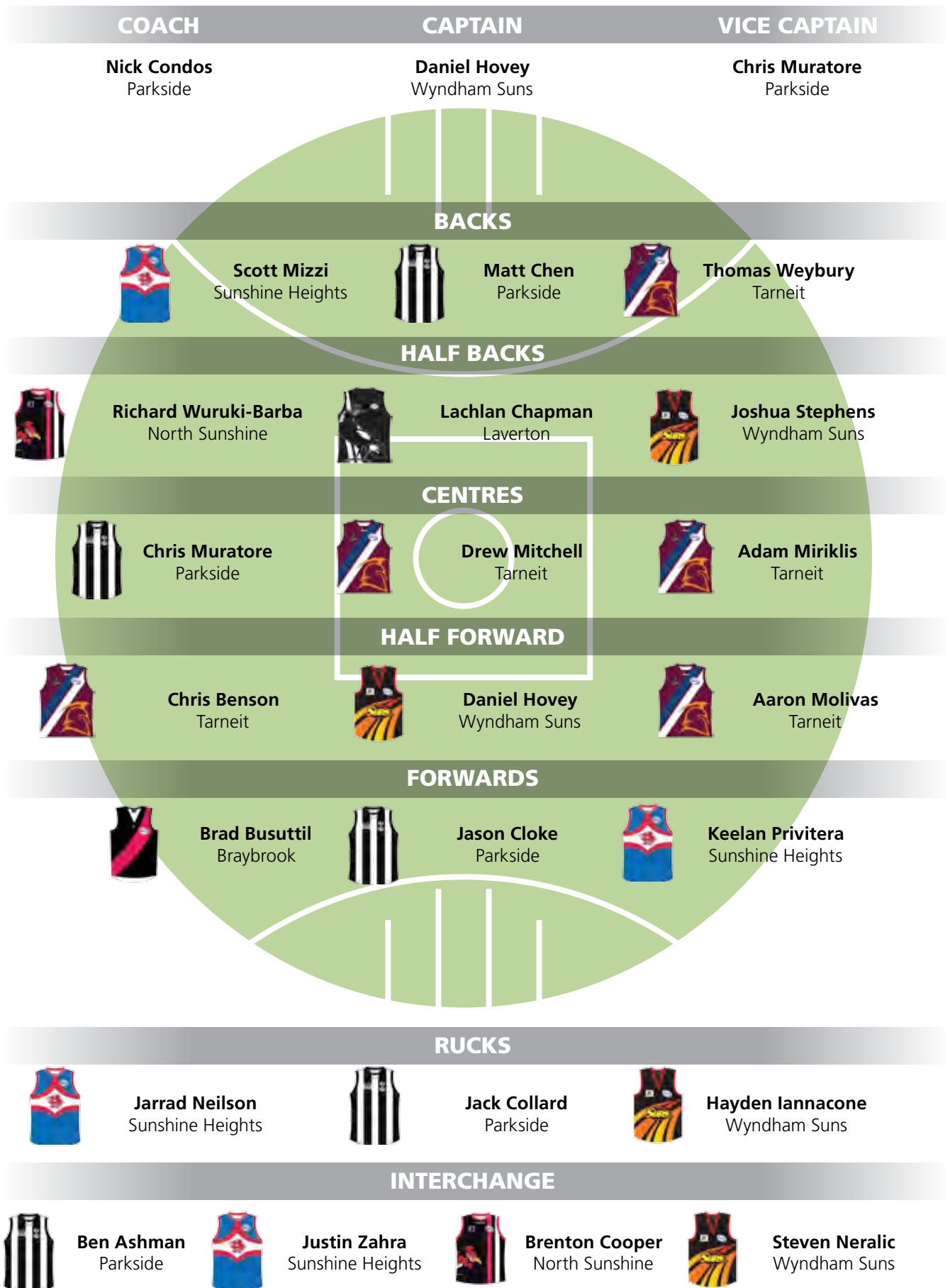


DIVISION 3 SENIORS – PARKSIDE Captains: Igor Bera and Darcy McMahon Coach: Nick Condos



DIVISION 3 RESERVES – PARKSIDE Captain: Kain Perkins Coach: Clint Hunter

DIVISION 3 TEAM OF THE YEAR



SENIOR WOMEN'S RESULTS & LADDERS

SENIOR WOMEN LADDER

TEAM	P	W	L	D	%	PTS
Keilor	13	13	0	0	2855.56	56
Manor Lakes	12	10	2	0	523.68	48
Sunbury	13	11	2	0	246.18	48
Caroline Springs	12	8	4	0	156.6	40
Craigieburn	13	7	6	0	70.93	32
Glenroy	13	6	7	0	83.74	28
Pascoe Vale	13	6	7	0	82.64	28
VU Western Spurs	12	4	8	0	52.35	24
Roxburgh Park	13	3	10	0	18.17	16
Glen Orden	13	1	12	0	16.87	8
Tarneit	13	1	12	0	10.64	8

FINALS SERIES

Semi Final 2: Keilor 7.10. (52) def. Manor Lakes 1.3. (9)

Semi Final 1: Sunbury 5.15. (45) def. Caroline Springs 2.3. (15)

Preliminary Final: Manor Lakes 7.3. (45) def. Sunbury 3.6. (24)

GRAND FINAL RESULT

Keilor 2.2, 9.4, 12.7, 15.7 **(97)**
Manor Lakes 0.2, 1.2, 1.3, 3.4 **(22)**

GOALS

Keilor: T. Cann 4, J. Atta 4, T. Barbuto 2, K. Gent 1, B. Todero 1, T. Jones 1, R. Foster 1, S. Wright 1

Manor Lakes: NOT SUPPLIED

BEST

Keilor: K. Gent, S. Wright, J. Atta, E. McLean, T. Cann, J. McBain

Manor Lakes: NOT SUPPLIED

BEST ON GROUND MEDALIST

Kallyn Gent (Keilor)



Manor Lakes, Caroline Springs, Tarneit and Glen Orden were all involved in the inaugural WRFL/EDFL Senior Women's competition. Pictures: LOCAL LEGENDS PHOTOGRAPHY AND MIKE TARR PHOTOGRAPHY

PREMIERSHIP HISTORY

Division 1 Seniors

1931 Parkside
 1932 Riverside
 1933 Parkside
 1934 West Footscray
 1935 West Footscray
 1936 Parkside
 1937 Parkside
 1938 Spotswood
 1939 ICI (Deer Park)
 1940 ICI (Deer Park)
 1941 ICI (Deer Park)
 1942 Braybrook
 1943 Kingsville
 1944 Braybrook
 1945 Braybrook
 1946 Braybrook
 1947 West Footscray
 1948 Parkside
 1949 Parkside
 1950 Seddon
 1951 Parkside
 1952 Braybrook
 1953 Seddon
 1954 Braybrook
 1955 Braybrook
 1956 Braybrook
 1957 Parkside
 1958 Spotswood
 1959 F&Y Socials
 1960 F&Y Socials
 1961 F&Y Socials
 1962 Parkside
 1963 F&Y Socials
 1964 Kingsville
 1965 Albion
 1966 St Albans
 1967 Parkside
 1968 Spotswood
 1969 St Albans
 1970 West Footscray
 1971 Spotswood
 1972 Spotswood
 1973 Braybrook
 1974 Braybrook
 1975 Braybrook
 1976 Seddon
 1977 Spotswood
 1978 North Footscray
 1979 Braybrook
 1980 North Footscray
 1981 Parkside
 1982 West Footscray
 1983 North Footscray

1984 Spotswood
 1985 Albion
 1986 Albion
 1987 Spotswood
 1988 St Albans
 1989 St Albans
 1990 Spotswood
 1991 Seddon
 1992 Seddon
 1993 Spotswood
 1994 Deer Park
 1995 Spotswood
 1996 Parkside
 1997 Yarraville
 1998 Port Melbourne Colts
 1999 Port Melbourne Colts
 2000 Parkside
 2001 St Albans
 2002 Hoppers Crossing
 2003 Parkside
 2004 Hoppers Crossing
 2005 Port Melbourne Colts
 2006 Port Melbourne Colts
 2007 Spotswood
 2008 Spotswood
 2009 Spotswood
 2010 Albion
 2011 Spotswood
 2012 Altona
 2013 Deer Park
 2014 Deer Park
 2015 Deer Park
 2016 Deer Park
 2017 **Deer Park**

Division 1 Reserves

1967 West Footscray
 1968 Albion
 1969 Spotswood
 1970 Albion
 1971 Kingsville
 1972 Parkside
 1973 Parkside
 1974 Braybrook
 1975 Albion
 1976 Albion
 1977 Kingsville
 1978 Braybrook
 1979 Albion
 1980 North Footscray
 1981 Sunshine YCW
 1982 Sunshine YCW
 1983 Deer Park
 1984 West Footscray

1985 West Footscray
 1986 Sunshine YCW
 1987 Sunshine YCW
 1988 Albion
 1989 St Albans
 1990 St Albans
 1991 Spotswood
 1992 St Albans
 1993 West Footscray
 1994 Parkside
 1995 Port Melbourne Colts
 1996 Parkside
 1997 Yarraville
 1998 Port Melbourne Colts
 1999 Parkside
 2000 Port Melbourne Colts
 2001 Spotswood
 2002 Spotswood
 2003 St Albans
 2004 Spotswood
 2005 St Albans
 2006 Hoppers Crossing
 2007 Hoppers Crossing
 2008 Sunshine
 2009 Albion
 2010 Albion
 2011 Sunshine
 2012 Altona
 2013 Altona
 2014 St. Albans
 2015 Hoppers Crossing
 2016 Hoppers Crossing
 2017 **Hoppers Crossing**

Division 2 Seniors

1934 Newells
 1935 Baptists C of C
 1936 Braybrook
 1937 South Footscray
 1938 North Footscray
 1939 Victor Socials
 1940 South Footscray
 1941 West Footscray
 1942 Kingsville
 1943 Newport CYMS
 1944 Spotswood
 1945 Essendon Dist
 1946 Essendon Dist
 1947 Altona
 1948 Spotswood
 1949 North Footscray
 1950 Maidstone
 1951 Altona

1952–1985 NO COMPETITION
 1986 North Sunshine
 1987 E.H.S.E.S
 1988 Coburg Districts
 1989 Ascot Vale
 1990 Port Melbourne Colts
 1991 Altona City
 1992 Hoppers Crossing
 1993 Braybrook
 1994 Albion
 1995 West Newport
 1996 North Melbourne & Kensington
 1997 St Albans
 1998 Seddon/Yarraville
 1999 Braybrook
 2000 Yarraville
 2001 Seddon/Yarraville
 2002 Kensington Hill Hammerheads
 2003 North Sunshine
 2004 Altona
 2005 Altona
 2006 Glenorden
 2007 West Footscray
 2008 Sunshine Heights
 2009 Deer Park
 2010 North Footscray
 2011 Deer Park
 2012 Yarraville Seddon Eagles
 2013 Glen Orden
 2014 Parkside
 2015 Wyndhamvale
 2016 Caroline Springs
 2017 **North Footscray**

^{**} Division Two (Section Two) competition conducted

Division 2 Reserves

1986 Seddon
 1987 East Brunswick
 1988 Central Altona
 1989 Ascot Vale
 1990 North Sunshine
 1991 Sunshine Heights
 1992 Hoppers Crossing
 1993 Central Altona
 1994 Sunshine YCW
 1995 Sunshine YCW
 1996 North Melbourne & Kensington
 1997 St Albans
 1998 North Footscray
 1999 North Footscray

PREMIERSHIP HISTORY

* Combined WRFL/EDFL Competition

Division 2 Reserves (cont.)

2000	North Sunshine
2001	North Footscray
2002	North Footscray
2003	Glenorden
2004	Glenorden
2005	Altona
2006	Glenorden
2007	West Footscray
2008	North Footscray
2009	Parkside
2010	Albanvale
2011	Parkside
2012	Yarraville Seddon Eagles
2013	Parkside
2014	Wyndhamvale
2015	West Footscray
2016	Yarraville Seddon Eagles

2017 Yarraville Seddon Eagles

Division 3 Seniors

1988	Sunshine Heights
1989	Laverton
1990	Braybrook
1991	Wembley Park
1992	Glenorden
1993	North Melbourne & Kensington
1994	Flemington
1995	Newport
1996	West Newport
1997	Braybrook
1998	Sunshine Heights
1999–2013	NO COMPETITION
2014	Braybrook
2015	Albanvale
2016	Newport Power

2017 Parkside

Division 3 Reserves

1988	Sandridge
1989	RAAF Laverton
1990	A.N.B.Y
1991	Wyndhamvale
1992	Glenorden
1993	Newport
1994	Laverton
1995	Albanvale
1996	Werribee Amateurs
1997	Albanvale
1998	Flemington

1999–2013 NO COMPETITION

2014	Sanctuary Lakes
2015	Wyndham Suns
2016	Parkside
2017	Parkside

A3 (Open Age)

1978	KYMCA
1979	Kensington
1980	KYMCA
1981	Spotswood
1982	Sunshine YCW
1983	Old Essendon Grammar
1984	E.H.S.E.S
1985	Port Melbourne Colts
1986	NO COMPETITION
1987	Seddon
1988	St Albans
1989	St Albans
1990	St Albans
1991	St Albans
1992	St Albans
1993	St Albans
1994	Albion
1995	St Albans

A4 (Open Age)

1983	Braybrook
1984	Port Melbourne Colts
1985	Port Melbourne Colts

A5 (Open Age)

1985	Sunshine YCW
------	--------------

Under 19 Division 1

2016	Deer Park
2017	Altona

Under 19 Division 2

2016	Newport Power
2017	NO COMPETITION

Under 18 Division 1

1936	North Footscray
1937	North Footscray
1938	West Footscray
1939	North Footscray
1940	West Footscray
1941	Spotswood
1942	Braybrook
1943	West Footscray
1944	West Footscray
1945	West Footscray

1946	Spotswood
1947	West Footscray
1948	Newport
1949	Spotswood
1950	Spotswood
1951	Spotswood
1952	Braybrook
1953	West Footscray
1954	West Footscray
1955	West Footscray
1956	West Footscray
1957	Sunshine
1958	Kingsville
1959	Braybrook
1960	Braybrook
1961	Braybrook
1962	F&Y Socials
1963	West Footscray
1964	Spotswood
1965	Spotswood
1966	Spotswood
1967	Spotswood
1968	Seddon
1969	Braybrook
1970	Braybrook
1971	Spotswood
1991	Spotswood
1992	Albion
1993	Sunshine YCW
1994	Hoppers Crossing
1995	Port Melbourne Colts
1996	Port Melbourne Colts
1997	Werribee Juniors
1998	Werribee Juniors
1999	Werribee Juniors
2000	Werribee Juniors
2001	Spotswood
2002	Spotswood
2003	Spotswood
2004	Spotswood
2005	Werribee Juniors
2006	Williamstown Juniors
2007	Altona
2008	Werribee Juniors
2009	Werribee Juniors
2010	Hoppers Crossing
2011	Hoppers Crossing
2012	Hoppers Crossing
2013	Hoppers Crossing
2014	Spotswood
2015	Spotswood
2016–2017	NO COMPETITION

Under 18 Division 2

1993	Newport
1994	Seddon
1995	East Brunswick
1996–2004	NO COMPETITION
2005	North Footscray
2006	Albanvale
2007	Altona
2008	Werribee Juniors
2009	Albion
2010	St Albans
2011	Point Cook
2012	Hoppers Crossing
2013	Glen Orden
2014	Werribee Districts
2015	Newport Power
2016–2017	NO COMPETITION

Under 18 Division 3

1988	Yarraville Boys
1989	A.N.B.Y
1990–2007	NO COMPETITION
2008	Parkside
2009–2017	NO COMPETITION

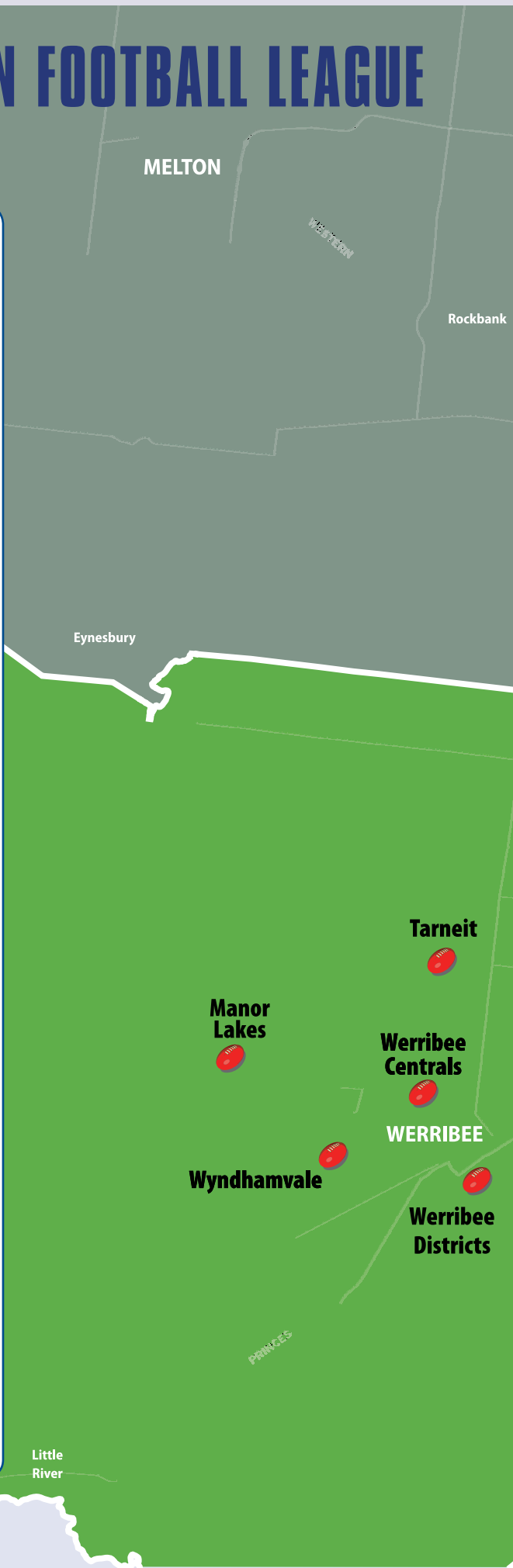
Senior Women

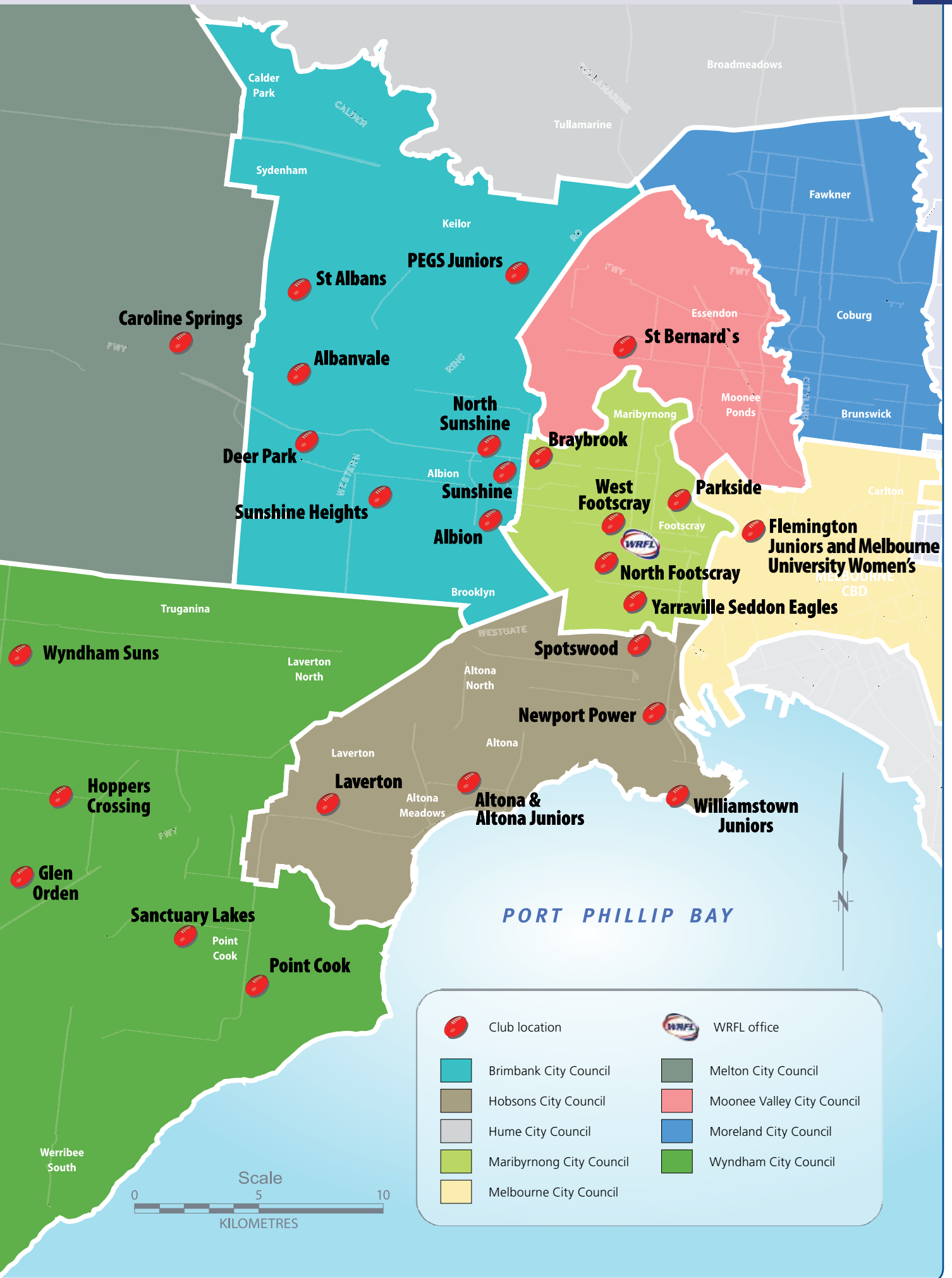
2017 Keilor*



WESTERN REGION FOOTBALL LEAGUE

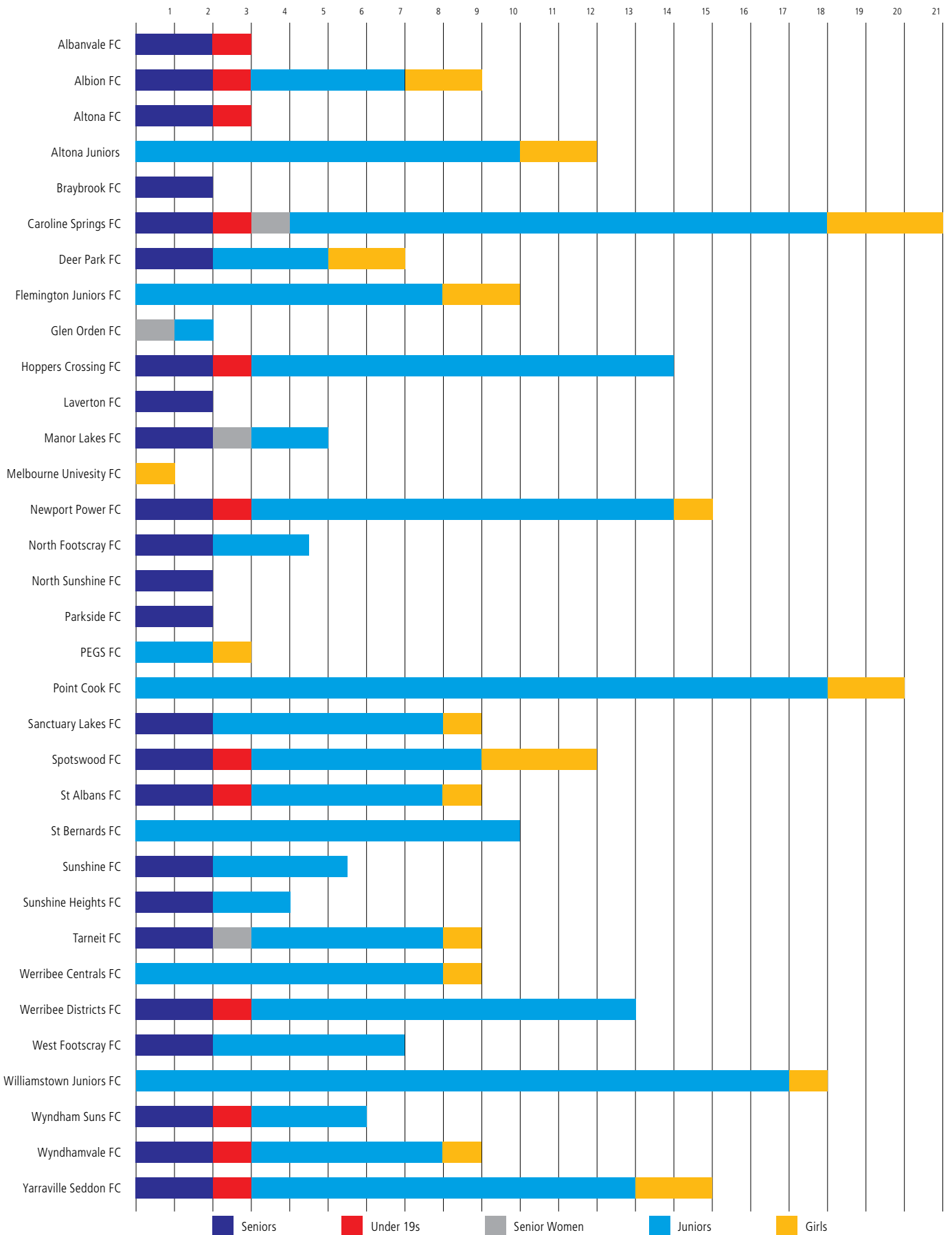
 <p>WRFL OFFICE Level 1 Whitten Oval, 417 Barkly St FOOTSCRAY WEST</p>	 <p>PARKSIDE Merv Hughes Oval Farnsworth Avenue FOOTSCRAY</p>
 <p>ALBANVALE Robert Bruce Reserve Gould Street DEER PARK</p>	 <p>P.E.G.S. Penleigh & Essendon Grammer Wright Street KEILOR PARK</p>
 <p>ALBION JR Parsons Reserve Cnr. Stanford & Wright Streets SUNSHINE</p>	 <p>POINT COOK Saltwater Reserve Saltwater Promenade POINT COOK</p>
 <p>ALTONA Grant Reserve Sugar Gum Drive ALTONA</p>	 <p>SANCTUARY LAKES Featherbrook Reserve Windorah Drive POINT COOK</p>
 <p>ALTONA JUNIORS Grant Reserve Sugar Gum Drive ALTONA</p>	 <p>SPOTSWOOD McLean Reserve The Avenue SPOTSWOOD</p>
 <p>BRAYBROOK Pennell Reserve Cnr. Cramwell & Burke Streets BRAYBROOK</p>	 <p>ST. ALBANS Kings Park Reserve Gillespie Road ST ALBANS</p>
 <p>CAROLINE SPRINGS Town Centre Oval The Crossing CAROLINE SPRINGS</p>	 <p>ST. BERNARDS St Bernards College Beryl Street WEST ESSENDON</p>
 <p>DEER PARK Deer Park Sports Oval Hume Street DEER PARK</p>	 <p>SUNSHINE Kinder Smith Reserve Lily Street BRAYBROOK</p>
 <p>FLEMINGTON JUNIORS JJ Holland Park Kensington Rd KENSINGTON</p>	 <p>SUNSHINE HEIGHTS Ainsworth Reserve Cnr. Glengala Rd & Vernon Cres WEST SUNSHINE</p>
 <p>GLEN ORDEN Heathdale Oval Cnr. Nightingale & Kookaburra Ave WERRIBEE</p>	 <p>TARNEIT Wootten Rd Reserve Wootten Road TARNEIT</p>
 <p>HOPPERS CROSSING Hogans Road Reserve Hogans Road HOPPERS CROSSING</p>	 <p>WERRIBEE CENTRALS Galvin Park Shaws Road WERRIBEE</p>
 <p>LAVERTON MAGPIES Laverton Park Cnr. Merton St & Hall Avenue ALTONA MEADOWS</p>	 <p>WERRIBEE DISTRICTS Soldiers Reserve Cnr. College & Duncans Rd WERRIBEE</p>
 <p>MANOR LAKES Howqua Road Reserve Howqua Road MANOR LAKES</p>	 <p>WEST FOOTSCRAY Shorten Reserve Cnr. Market & Essex Streets WEST FOOTSCRAY</p>
 <p>MELBOURNE UNIVERSITY WOMEN'S JJ Holland Park Kensington Road KENSINGTON</p>	 <p>WILLIAMSTOWN JUNIORS Bayside College Bayview Street WILLIAMSTOWN</p>
 <p>NEWPORT POWER Bryan Martyn Oval Market Street NEWPORT</p>	 <p>WYNDHAM SUNS Goddard St Reserve, Cnr Penrose Prm. & Goddard St, TARNEIT</p>
 <p>NORTH FOOTSCRAY Hansen Reserve Roberts Street WEST FOOTSCRAY</p>	 <p>WYNDHAMVALE Wyndhamvale South Oval Black Forest Road WYNDHAMVALE</p>
 <p>NORTH SUNSHINE Dempster Park Phoenix Street NORTH SUNSHINE</p>	 <p>YARRAVILLE SEDDON EAGLES Yarraville Football Ground Williamstown Road YARRAVILLE</p>





TEAM LISTING

TEAM NUMBERS



JUNIOR GRAND FINALS

UNDER 18 GIRLS

TEAM	P	W	L	D	%	PTS
Wyndhamvale	13	13	0	0	1496.51	52
Spotswood	12	9	3	0	360	36
Melbourne University	13	9	4	0	181.1	36
Deer Park	13	8	5	0	242.73	32
Caroline Springs	13	7	6	0	124.47	28
Point Cook	12	6	6	0	127.79	24
Pegsfc	12	3	9	0	13.69	12
Albion	12	1	11	0	14.23	4
St Albans	12	0	12	0	5.49	0

Wyndhamvale 1.1, 2.4, 3.6, 3.7 (25)
Spotswood 0.0, 0.0, 1.0, 1.0 (6)

GOALS

Wyndhamvale: S. Whiting 3.
 Spotswood: I. Grant 1

BEST

Wyndhamvale: S. Whiting, K. Koropecykj, C. Saxon-Jones, P. Haig, M. Daw, T. Hohapata.
 Spotswood: A. Woodhead , E. Hannett, I. Grant, I. Pritchard, M. Mitchell, K. Jessop



UNDER 18 GIRLS – WYNDHAMVALE Captain: Kayla Koropecykj Coach: Andrew Haig

UNDER 17 DIVISION 1

TEAM	P	W	L	D	%	PTS
Altona Juniors	14	14	0	0	449.18	56
Werribee Districts	14	11	3	0	358.93	44
St Bernard's	14	11	3	0	257.67	44
Hoppers Crossing	14	10	4	0	246.74	40
Caroline Springs	14	6	7	1	91.68	26
Williamstown Juniors	14	6	8	0	87.81	24
Sanctuary Lakes	14	5	8	1	97.78	22
Wyndham Suns	14	4	10	0	39.84	16
St Albans	14	2	12	0	30.26	8
Point Cook	14	0	14	0	10.74	0

Altona Juniors 6.3, 9.4, 13.7, 14.11 (95)
Werribee Districts 0.3, 3.7, 6.10, 8.16 (64)

GOALS

Altona Juniors: E. Jeka 3, C. Sarikonda 3, S. Yousif 2, M. Murgov 2, K. Bharathi 1, S. Johnson 1, N. Merryfull 1, D. Tsotsovis 1
 Werribee Districts: J. Kellett 3, L. Rzanovski 2, C. Sammut 1, C. Gilboy 1, D. Andrews 1

BEST

Altona Juniors: S. Johnson, K. Bharathi, D. Bolkas, M. Murgov, C. Sarikonda, Z. Wallace
 Werribee Districts: A. Alabakis, C. Gilboy, J. Harrison, L. Rzanovski, D. Andrews , A. Mackinnon



UNDER 17 DIVISION 1 – ALTONA JUNIORS Captain: Michael Rubino Coach: John Szanyi

JUNIOR GRAND FINALS

UNDER 17 DIVISION 2

TEAM	P	W	L	D	%	PTS
Spotswood	13	12	1	0	186.22	48
Newport Power	13	11	2	0	249.59	44
Werribee Centrals	12	10	2	0	149.51	40
Werribee Districts	12	7	5	0	125.86	28
Altona Juniors	13	7	6	0	134.29	28
St Bernard's	13	7	6	0	113	28
Albion	13	7	6	0	84.76	28
North Footscray/Sunshine	13	4	9	0	114.56	16
Williamstown Juniors	13	3	10	0	69.37	12
Hoppers Crossing	12	2	10	0	51.53	8
Point Cook	13	0	13	0	24.04	0

Spotswood 5.2, 7.8, 8.11, 12.16 **(88)**
Newport Power 2.5, 3.7, 6.9, 7.9 **(51)**

GOALS

Spotswood: D. Cullen 4, E. Andrews 3, M. Gutierrez 2, E. Bentley 1, R. O'Halloran 1, L. Vella 1

Newport Power: S. El-Hawli 4, A. Eless 2, C. Saoud 1.

BEST

Spotswood: E. Andrews, K. Crimmins, C. Webster, D. Cullen, N. Drage, S. Anderton

Newport Power: M. El Haouli, A. Hawli, M. Elzeine, S. El-Hawli, R. Mutch, O. Alkantar.



UNDER 17 DIVISION 2 – SPOTSWOOD Captain: Bailey Kelly Coaches: Travis Rae and Trevor Davies

UNDER 15 DIVISION 1

TEAM	P	W	L	D	%	PTS
Yarraville Seddon Eagles	14	13	1	0	334.14	52
Caroline Springs	14	12	2	0	387.04	48
Werribee Districts	14	9	5	0	319.43	36
Williamstown Juniors	14	9	5	0	219.67	36
St Bernard's	14	6	8	0	84.02	24
Hoppers Crossing	14	4	10	0	47.58	16
Spotswood	14	2	11	1	18.02	10
Werribee Centrals	14	0	13	1	15.79	2

Yarraville Seddon Eagles 7.6, 9.8, 14.14, 16.18 **(114)**
Werribee Districts 0.1, 3.4, 5.5, 10.5 **(65)**

GOALS

Yarraville Seddon Eagles: J. Callaway 7, J. Cam 3, J. Giddey 2, A. Tester 1, E. Ford 1, A. Di Pretoro 1, L. Green 1.

Werribee Districts: H. White 2, L. Grima 2, C. Bailey 2, B. Wingard 1, D. Grmusa 1, J. Haines 1, N. Reynolds 1

BEST

Yarraville Seddon Eagles: E. Ford, J. Callaway, J. Cam, J. Giddey, L. Green, M. El-Houli

Werribee Districts: D. Grmusa, N. Reynolds, J. Haines, H. White, H. Blake, C. Bailey



UNDER 15 DIVISION 1 – YARRAVILLE SEDDON EAGLES Captain: Aiden Tester Coach: Neil Grieves

JUNIOR GRAND FINALS

UNDER 15 DIVISION 2

TEAM	P	W	L	D	%	PTS
Albion	12	12	0	0	342.22	48
Point Cook	12	10	2	0	232.49	40
Flemington Juniors	12	8	4	0	173.43	32
St Albans	12	6	6	0	102.02	24
Caroline Springs	12	3	9	0	55.91	12
Williamstown Juniors	12	2	10	0	30.06	8
Werribee Districts	12	1	11	0	43.6	4

Point Cook 4.0, 4.1, 7.5, 10.7 (67)
Albion 1.2, 5.10, 7.10, 8.16 (64)

GOALS

Point Cook: B. French 3, X. De Brincat 2, C. McKenzie 2, K. Adorno 2, M. Collins 1

Albion: K. Holden 2, M. Kafi 2, I. Anwar 1, C. Diaz 1, L. Hollingworth 1, C. Tomazos 1

BEST

Point Cook: K. Adorno, M. Collins, X. De Brincat, O. Piscopo, K. Douglass, M. Stratis

Albion: C. Grech, M. Khafi, J. Bartolo, K. Holden, J. Miller, J. Diaz



UNDER 15 DIVISION 2 – POINT COOK Captain: Kristian Adorono Coach: Ben Williams

UNDER 15 GIRLS

TEAM	P	W	L	D	%	PTS
Flemington Juniors	13	12	1	0	903.92	48
Deer Park	13	11	2	0	194.68	44
Caroline Springs	12	10	2	0	1133.75	40
Spotswood	13	10	3	0	319.28	40
Werribee Centrals	13	6	7	0	93.58	24
Sanctuary Lakes	13	6	7	0	73	24
Albion	12	5	7	0	100	20
Yarraville Seddon Eagles	13	4	9	0	52.62	16
Tarneit	13	3	10	0	24.96	12
Altona Juniors	13	2	11	0	20.27	8
Newport Power	12	1	11	0	9.63	4

Spotswood 1.3, 1.4, 4.4, 5.4 (34)
Flemington Juniors 0.2, 0.4, 1.5, 2.6 (18)

GOALS

Spotswood: I. Cavka 1, M. Huta 1, L. Huntington 1, A. Sheedy 1, C. Weston-Sirett 1

Flemington Juniors: K. Abdi 1, D. Tipuamantumirri 1

BEST

Spotswood: M. Huta, S. Mustapha, A. Sheedy, M. Kadourr, I. Cavka, L. Huntington

Flemington Juniors: K. Abdi, A. Abraham, S. Quaine, E. Gorman-Jacobs, N. Atkin, D. Tipuamantumirri



UNDER 15 GIRLS – SPOTSWOOD Captain: Maddie Allan Coaches: Ian Allan and Rob Cavka

JUNIOR GRAND FINALS

UNDER 14 DIVISION 1

TEAM	P	W	L	D	%	PTS
Point Cook	12	12	0	0	591.76	48
Caroline Springs	12	10	2	0	387.46	40
Williamstown Juniors	12	8	4	0	293.04	32
Werribee Districts	12	6	6	0	158.75	24
Hoppers Crossing	12	4	8	0	35	16
Newport Power	12	1	11	0	23.49	4
North Footscray	12	1	11	0	17.09	4

Point Cook 3.10, 4.12, 9.18, 12.20 **(92)**
Caroline Springs 3.1, 3.5, 3.7, 5.14 **(44)**

GOALS

Point Cook: S. Cilmi 5, B. Moffatt 2, C. Wallace 2, R. Orlinki 1, J. De Piazza 1, J. Kuppen 1

Caroline Springs: B. Wol 2, T. Gysberts 1, J. Emery 1, N. Cugliari 1

BEST

Point Cook: C. Wallace, B. Kolyniuk, S. Cilmi, B. Moffatt, R. Crawley, L. Couch

Caroline Springs: B. Wol, J. Heron, L. Mellon, J. Farrugia, S. Malolo, N. Cugliari



UNDER 14 DIVISION 1 – POINT COOK Captain: Bailey Moffatt Coach: John Moffatt

UNDER 14 DIVISION 2

TEAM	P	W	L	D	%	PTS
Altona Juniors	14	14	0	0	1107.64	56
Werribee Centrals	14	11	3	0	133.18	44
St Bernard's	14	10	4	0	147.26	40
Caroline Springs	14	7	7	0	71.46	28
Wyndhamvale	14	5	9	0	57.45	20
Wyndham Suns	14	4	10	0	58.74	16
Williamstown Juniors	14	3	11	0	49.77	12
Point Cook	14	2	12	0	48.97	8

Altona Juniors 6.4, 14.9, 16.14, 24.24 **(168)**
St Bernard's 0.1, 0.1, 1.5, 1.5 **(11)**

GOALS

Altona Juniors: A. Rose 6, T. Rowland 4, C. Sadler 3, T. Dale 2, N. Sotiropoulos 2, W. Abdulhamid 1, A. Bey 1, B. Minett 1, J. Rachidi 1, Z. Molnar 1, J. Walsh 1, R. Jarman 1

St Bernard's: J. McGee 1

BEST

Altona Juniors: B. Hicks, B. Minett, R. Jarman, W. Abdulhamid, A. Rose, N. Sotiropoulos

St Bernard's: O. Harris, L. Edmonds, Z. Overman, L. Riccardi, J. Flynn, T. Arrowsmith



UNDER 14 DIVISION 2 – ALTONA JUNIORS Captain: Robert Jarman Coach: Jason Walsh

JUNIOR GRAND FINALS

UNDER 13 DIVISION 1

TEAM	P	W	L	D	%	PTS
Point Cook	13	13	0	0	684.35	52
St Bernard's	14	11	3	0	257.26	44
Yarraville Seddon Eagles	14	9	5	0	119.79	36
Williamstown Juniors	13	8	5	0	160.1	32
Hoppers Crossing	13	6	7	0	101.87	24
Werribee Districts	13	5	8	0	58.75	20
Spotswood	14	2	12	0	35.17	8
Caroline Springs	14	2	12	0	31.55	8

Point Cook 3.1, 5.4, 8.10, 10.14 (74)
St Bernard's 2.0, 3.6, 4.8, 5.10 (40)

GOALS

Point Cook: J. Curry-Hughes 2, C. Mullens 2, H. Wallace 1, F. Trembath 1, C. Kizan 1, J. Waga 1, B. Lawlor 1, B. Simms 1
 St Bernard's: N. Mathewes 2, C. Burquest 2, T. Lowrie 1

BEST

Point Cook: J. Curry-Hughes, C. Mullens, A. Liv, J. Botsaris, C. Kizan, J. Weller
 St Bernard's: K. Osumi, T. Basile, C. Colson, T. Lowrie, L. Said, N. Ellul



UNDER 13 DIVISION 1 – POINT COOK Captain: Cooper Mullens Coach: Dean Lawlor

UNDER 13 DIVISION 2

TEAM	P	W	L	D	%	PTS
Altona Juniors	14	13	1	0	254.71	52
Werribee Centrals	14	10	4	0	164.97	40
Sanctuary Lakes	14	9	5	0	163.73	36
Newport Power	14	9	5	0	161.07	36
Flemington Juniors	14	9	5	0	149.29	36
Tarneit	14	3	11	0	53.01	12
Wyndhamvale	13	2	11	0	37.18	8
St Bernard's	14	1	13	0	32.02	4

Altona Juniors 4.5, 5.6, 10.9, 13.10 (88)
Sanctuary Lakes 1.1, 4.4, 4.5, 7.7 (49)

GOALS

Altona Juniors: D. Sadler 4, C. Ward 3, J. Ogilvie 1, W. Naismith 1, A. Haouli 1, E. Thorneycroft 1, J. Formosa 1, D. Perry 1.
 Sanctuary Lakes: C. Young 2, K. Sarikonda 2, K. Woods 1, E. Stankic 1, D. Chambers 1

BEST

Altona Juniors: A. Isidro, D. Sadler, D. Perry, W. Naismith, J. Ogilvie, C. Ward
 Sanctuary Lakes: C. Young, L. Ingham, E. Stankic, M. Harris, S. Vogeles, K. Sarikonda



UNDER 13 DIVISION 2 – ALTONA JUNIORS Captain: Will Naismith Coach: Scott Perry

JUNIOR GRAND FINALS

UNDER 13 DIVISION 3

TEAM	P	W	L	D	%	PTS
Sunshine Heights	13	13	0	0	702.98	52
West Footscray	14	12	2	0	312.9	48
Sunshine	14	8	6	0	150.27	32
Williamstown Juniors	13	7	6	0	140.76	28
Caroline Springs	13	7	6	0	127.62	28
Point Cook	14	7	7	0	97.09	28
St Albans	14	3	11	0	37.3	12
Deer Park	14	3	11	0	36.51	12
Hoppers Crossing	14	2	12	0	28.29	8
Glen Orden	13	0	13	0	12.37	0

Sunshine Heights 4.3, 6.7, 9.11, 11.14 (80)
West Footscray 1.1, 1.1, 2.2, 4.3 (27)

GOALS

Sunshine Heights: Y. Kailie 4, J. Elchelkh 3, A. Abiem 1, P. Aloat 1, N. Goncalves 1, K. Weston-Turner 1.

West Footscray: Z. Scanlan-Jones 1, D. Lim 1, I. Davies 1, S. Mavrokostidis 1

BEST

Sunshine Heights: R. Anal, I. Sacco, K. Weston-Turner, N. Goncalves, B. Evans, Y. Kailie.

West Footscray: Z. Scanlan-Jones, S. Hall, H. Lovell, D. Lim, A. Qureshi, L. Grant



UNDER 13 DIVISION 3 – SUNSHINE HEIGHTS Captains: Blair Evans, Yusuf Kailie and John Nguyen Coaches: Robbie Roach and Matthew Sposato

UNDER 12 DIVISION 1

TEAM	P	W	L	D	%	PTS
Williamstown Juniors	14	14	0	0	648.9	56
Point Cook	14	12	2	0	335.84	48
Yarraville Seddon Eagles	14	10	4	0	133.89	40
Caroline Springs	14	7	7	0	108.56	28
Hoppers Crossing	14	6	8	0	57.09	24
Altona Juniors	14	3	11	0	44.87	12
Sanctuary Lakes	14	3	11	0	36.09	12
St Bernard's	14	1	13	0	32.41	4

Williamstown Juniors 3.2, 7.4, 8.8, 12.12 (84)
Yarraville Seddon Eagles 1.4, 1.4, 1.5, 4.6 (30)

GOALS

Williamstown Juniors: A. Horsburgh 3, A. Martinez 2, T. Roordink 2, E. Bartlett 2, A. McCarroll 1, J. Grigsby 1, N. Tucker 1

Yarraville Seddon Eagles: J. Meyers 1, T. Seeliger 1, R. Barry 1, O. Marks 1

BEST

Williamstown Juniors: E. Ibbetson, J. Smith, A. Martinez, J. Wheeler, T. Roordink, H. Schuurmans

Yarraville Seddon Eagles: J. Comensoli, L. Dummett, R. Barry, A. Baker, J. Meyers, M. Waghorne



UNDER 12 DIVISION 1 – WILLIAMSTOWN JUNIORS Captains: Edan Ibbetson, Jake Smith and Harley Schuurmans Coach: Mike Ibbetson

JUNIOR GRAND FINALS

UNDER 12 DIVISION 2

TEAM	P	W	L	D	%	PTS
Werribee Centrals	13	13	0	0	1037.61	52
Flemington Juniors	13	11	1	1	255.24	46
Point Cook	14	7	5	2	144.49	32
Caroline Springs	13	7	6	0	96.67	28
Williamstown Juniors	13	5	8	0	80.78	20
Newport Power	13	5	8	0	68.42	20
Tarneit	13	3	9	1	44.83	14
PEGS Juniors	13	2	9	2	38.93	12

Werribee Centrals 3.2, 4.3, 6.4, 8.8 (56)
Flemington Juniors 1.0, 2.1, 3.3, 3.4 (22)

GOALS

Werribee Centrals: Z. Bourke 3, M. Streeter 2, T. Ford 1, J. Bakic 1, C. Dolegowski 1

Flemington Juniors: M. Sortino 2, R. Poole 1

BEST

Werribee Centrals: C. Ord, C. Dolegowski, J. Brunato, M. Streeter, Z. Bourke, D. Bajic

Flemington Juniors: C. Eason, C. Christian, D. Orme, M. Sortino, X. Keating, L. Naumovski



UNDER 12 DIVISION 2 – WERRIBEE CENTRALS Captain: Joseph De Petro Coach: Glenn Ballard

UNDER 12 GIRLS

TEAM	P	W	L	D	%	PTS
Caroline Springs	12	12	0	0	725.81	48
Spotswood	12	9	3	0	356.62	36
Point Cook	12	8	4	0	198.65	32
Yarraville Seddon Eagles	12	7	5	0	120.18	28
Williamstown Juniors	12	4	8	0	90.84	16
Flemington Juniors	12	2	10	0	14.87	8
Altona Juniors	12	0	12	0	9.86	0

Caroline Springs 2.1, 3.5, 4.8, 5.9 (39)
Spotswood 0.0, 0.0, 0.0, 0.2 (2)

GOALS

Caroline Springs: M. Riitano 2, J. Kondis 2, S. White 1

BEST

Caroline Springs: K. Whiley, J. Kondis, D. Baldacchino, M. Riitano, C. Sindoni, S. Zammit

Spotswood: S. Hamad, M. Callus, A. Hussein, S. Defteros, M. Nasser, H. Prior



UNDER 12 GIRLS – CAROLINE SPRINGS Captain: Kiera Whiley Coach: Shaun Ranier

JUNIOR GRAND FINALS

UNDER 11 DIVISION 1

TEAM	P	W	L	D	%	PTS
Williamstown Juniors	12	11	1	0	524.48	44
Werribee Centrals	13	11	2	0	333.8	44
Yarraville Seddon Eagles	12	8	4	0	117.07	32
Newport Power	13	6	7	0	124.65	24
Point Cook	13	6	7	0	88.52	24
St Bernard's	13	3	10	0	33.47	12
Werribee Districts	13	2	11	0	46.19	8
Wyndhamvale	18	2	16	0	40.64	8

Werribee Centrals 1.0, 1.2, 2.4, 3.8 **(26)**
Williamstown Juniors 1.0, 2.0, 3.1, 3.1 **(19)**

GOALS

Werribee Centrals: J. Ryan 1, B. Cachia 1, M. Gardiner 1
 Williamstown Juniors: L. Taylor 1, I. Falzon 1, R. Cockerell 1

BEST

Werribee Centrals: M. Box, S. Egan, L. Worsley, C. Saliba, M. Gardiner, S. Lang
 Williamstown Juniors: L. Taylor, S. Elford, R. Cockerell, J. Modola, K. Angelone-Coburn, J. O'Toole



UNDER 11 DIVISION 1 – WERRIBEE CENTRALS Captain: Mitchell Box Coach: Justin Lang

UNDER 11 DIVISION 2

TEAM	P	W	L	D	%	PTS
Hoppers Crossing	13	13	0	0	326.09	52
Altona Juniors	13	10	3	0	300.39	40
Sanctuary Lakes	13	8	5	0	155.61	32
West Footscray	13	7	6	0	129.7	28
Flemington Juniors	13	5	8	0	72.94	20
Wyndhamvale	13	5	8	0	57.8	20
Spotswood	13	5	8	0	47.01	20
St Albans	13	3	10	0	34.51	12
Manor Lakes	13	0	13	0	6.53	0

Altona Juniors 2.1, 4.5, 8.5, 9.6 **(60)**
Hoppers Crossing 0.0, 0.1, 2.1, 2.3 **(15)**

GOALS

Altona Juniors: R. Giles-Holmes 3, L. Grego 2, L. Hicks 1, J. Kelly 1, W. Collins 1

Hoppers Crossing: Z. Dodd 1, T. Diczku 1

BEST

Altona Juniors: L. Hicks, B. Worthing, L. Grego, T. Bowling, R. Giles-Holmes, S. Grguric

Hoppers Crossing: F. Arnold, K. Macaulay, J. Studd, Z. Dodd, T. Diczku, J. Carlile



UNDER 11 DIVISION 2 – ALTONA JUNIORS Captain: Blake Worthing Coach: Brett Robinson

JUNIOR GRAND FINALS

UNDER 11 DIVISION 3

TEAM	P	W	L	D	%	PTS
Deer Park	14	11	3	0	180.44	44
Werribee Centrals	14	10	4	0	156.6	40
Williamstown Juniors	14	10	4	0	123.67	40
Sunshine Heights	14	9	5	0	142.57	36
Newport Power	14	9	5	0	127.4	36
Yarraville Seddon Eagles	14	8	6	0	145.63	32
Sunshine	14	6	8	0	128.15	24
Caroline Springs	14	4	10	0	63.69	16
Albion	14	3	11	0	67.51	12
Point Cook	14	0	14	0	18.91	0

Werribee Centrals 0.0, 4.1, 4.1, 5.2 **(32)**
Deer Park 0.0, 0.1, 1.2, 2.2 **(14)**

GOALS

Werribee Centrals: J. Bird 1, L. Hanson 1, J. Bresnan 1, T. Hanscomb 1, H. Gebert 1

Deer Park: O. Brown 1, E. Apap 1

BEST

Werribee Centrals: D. Christie, J. Micallef, E. Cochrane, R. Akhwar, T. Hanscomb, J. Bird

Deer Park: O. Brown, A. Beljac, B. Smith, M. Raso, L. Fitzgerald, L. Hare



UNDER 11 DIVISION 3 – WERRIBEE CENTRALS Captain: James Bird Coach: Matthew Foster

JUNIOR PREMIERSHIP HISTORY

** Combined WRFL/EDFL competition

U18 Girls

2016 Melbourne University**

2017 Wyndhamvale

Under 17 Division 1

1972 Footscray 4th
1973 West Footscray
1974 Albion
1975 Albion
1976 Braybrook
1977 Braybrook
1978 Deer Park
1979 West Footscray
1980 Spotswood
1981 Spotswood
1982 West Footscray
1983 West Footscray
1984 Deer Park
1985 St Albans
1986 St Albans
1987 St Albans
1988 St Albans
1989 Hoppers Crossing
1990 Hoppers Crossing
1991 Hoppers Crossing
2016 St Bernard's
2017 Altona

Under 17 Division 2

1972 Braybrook
1973 NO COMPETITION
1974 KYMCA
1975 Parkside
1976 Yarraville Boys
1977 A.N.B.Y
1978 KYMCA
1979 Parkside
1980 Sunshine YC
1981 Wembley Park
1982 Sunshine YC
1983 Braybrook
1984 St Bernards
1985 A.N.B.Y
1986 Sunshine Heights
1987 Hoppers Crossing
1988 Yarraville Boys
St Bernards
1989 North Sunshine
1990 Albion
2016 Caroline Springs
2017 Spotswood

Under 17 Division 3

2016 Newport Power
2017 NO COMPETITION

Under 16 Division 1

1954 West Footscray
1955 FFC 5th XVII
1956 FFC 5th XVII
1957 FFC 5th XVII
1958 FFC 5th XVII
1959 Spotswood
1960 Spotswood
1961 FFC 4ths
1962 Spotswood
1963 Spotswood
1964 Spotswood
1965 Seddon
1966 Seddon

1967 Spotswood
1968 Spotswood
1969 Spotswood
1970 Spotswood
1971 Altona NBY
1972–1989 NO COMPETITION
1990 St Bernards
1991 Werribee Juniors
1992 Werribee Juniors
1993 St Bernards
1994 St Bernards
1995 St Albans
1996 St Bernards
1997 Werribee Juniors
1998 Werribee Juniors
1999 St Bernards
2000 Spotswood
2001 St Bernards
2002 Spotswood
2003 Werribee Juniors
2004 Werribee Juniors
2005 Hoppers Crossing
2006 Altona Juniors
2007 Werribee Juniors
2008 St Bernards
2009 Williamstown Juniors
2010 Hoppers Crossing
2011 Altona Juniors
2012 Williamstown Juniors
2013 Altona Juniors
2014 Yarraville Seddon
2015 St Bernards
2016–2017 NO COMPETITION

Under 16 Division 2

1960 Seddon
1961 Sunshine YC
1962 F.T.C.O.D
1963 Braybrook
1964 North Footscray
1965 F&Y Socials
1966 ICI (Deer Park)
1967 Braybrook
1968 KYMCA
1969 Braybrook YCW
1970 KYMCA
1971 Parkside
1972–1990 NO COMPETITION
1991 Altona City Juniors
1992 Sunshine YC
1993 Albanvale
1994 Spotswood
1995 Williamstown Juniors
1996 Yarraville Juniors
1997 Werribee Juniors
1998 Sunshine Heights
1999 West Footscray
2000 Albanvale
2001 Deer Park
2002 Sunshine
2003 Wyndhamvale Juniors
2004 Hoppers Crossing
2005 Werribee Juniors
2006 Werribee Centrals
2007 St Albans
2008 Werribee Juniors
2009 Wyndhamvale Juniors
2010 Wyndhamvale Juniors
2011 Albion
2012 Yarraville Seddon

2013 Albion
2014 Werribee Centrals
2015 Yarraville Seddon
2016–2017 NO COMPETITION

Under 16 Division 3

1992 Spotswood
1993 Williamstown Juniors
1994 Yarraville Boys
1995 Seddon
1996 Rockbank
1997 North Melbourne & Kensington
1998 Werribee Juniors
1999 Werribee Juniors
2000 Werribee Juniors
2001 Hoppers Crossing
2002 Albion
2003 NO COMPETITION
2004 Western Magpies
2005 Parkside
2006 Deer Park
2007 Werribee Juniors
2008 Altona Juniors
2009 Glenorden
2010 Altona Juniors
2011 Glenorden
2012 North Footscray
2013 Newport Power
2014 Glen Orden
2015 Sanctuary Lakes
2016–2017 NO COMPETITION

Under 16 Division 4

1993 Werribee Juniors
1994 St Albans
1995 Hoppers Crossing
1996–2006 NO COMPETITION
2007 Williamstown Juniors
2008 Williamstown Juniors
2009 Williamstown Juniors
2010 Williamstown Juniors
2011–2014 NO COMPETITION
2015 Albanvale
2016–2017 NO COMPETITION

Under 15 Division 1

1972 St Pauls
1973 Spotswood
1974 Spotswood
1975 Braybrook
1976 West Footscray
1977 West Footscray
1978 Spotswood
1979 Spotswood
1980 Deer Park
1981 Spotswood
1982 Deer Park
1983 St Albans
1984 St Albans
1985 St Bernards
1986 Werribee Juniors
1987 St Bernards
1988 Werribee Juniors
1989 St Bernards
1990 Melton Juniors
1991 Werribee Juniors
1992 Hoppers Crossing
1993–2010 NO COMPETITION
2011 Hoppers Crossing

2012 Hoppers Crossing
2013 Werribee Districts
2014–2015 NO COMPETITION
2016 Sanctuary Lakes
2017 Yarraville Seddon Eagles

Under 15 Division 2

1972 West Footscray
1973 Sunshine
1974 Yarraville Boys Club
1975 Parkside
1976 Crossroads
1977 Crossroads
1978 West Footscray
1979 Parkside
1980 Seddon
1981 Wembley Park
1982 Wembley Park
1983 Albion
1984 Hoppers Crossing
1985 West Footscray
1986 St Albans
1987 Deer Park
1988 North Sunshine
1989 West Footscray
1990 Seddon
1991–2012 NO COMPETITION
2013 Caroline Springs
2014–2015 NO COMPETITION
2016 St Albans
2017 Point Cook

Under 15 Division 3

1984 West Footscray
1985 North Footscray
1986 Wembley Park
1987 North Melbourne & Kensington
1988 Braybrook
1989 Sunshine YCW
1990–2017 NO COMPETITION

Under 15 Division 4

1988 Altona City
1989–2017 NO COMPETITION

Under 15 Girls

2016 Spotswood**
2017 Spotswood

Under 14 Division 1

1966 Sunshine
1967 Spotswood
1968 Spotswood
1969 Brooklyn
1970 Spotswood
1971 Albion
1972–1988 NO COMPETITION
1989 Werribee Juniors
1990 Werribee Juniors
1991 Hoppers Crossing
1992 Albanvale
1993 St Albans
1994 St Bernards
1995 St Bernards
1996 St Bernards
1997 Werribee Juniors
1998 Altona Juniors
1999 St Bernards

2000 St Bernards
2001 Werribee Juniors
2002 Spotswood
2003 Werribee Juniors
2004 Altona Juniors
2005 Werribee Juniors
2006 St Bernards
2007 Spotswood
2008 Williamstown Juniors
2009 Altona Juniors
2010 Werribee Juniors
2011 Hoppers Crossing
2012 Yarraville Seddon
2013 Williamstown Juniors
2014 Werribee Districts
2015 Sanctuary Lakes
2016 Yarraville Seddon Eagles

2017 Point Cook

Under 14 Division 2

1966 Spotswood
1967 West Footscray YCW
1968 Braybrook YCW
1969 Seddon
1970 St Albans
1971 Sunshine
1972–1990 NO COMPETITION
1991 Spotswood
1992 Altona City Juniors
1993 Glenorden
1994 Altona City Juniors
1995 St Albans
1996 Deer Park
1997 West Footscray
1998 Wyndhamvale Juniors
1999 North Sunshine
2000 Werribee Juniors
2001 Western Magpies
2002 Werribee Juniors
2003 Wyndhamvale Juniors
2004 Yarraville Juniors
2005 Flemington Juniors
2006 St Albans
2007 Flemington Juniors
2008 Caroline Springs
2009 Deer Park
2010 Caroline Springs
2011 Yarraville Seddon
2012 Deer Park
2013 Sanctuary Lakes
2014 Wyndham Sun
2015 Werribee Centrals
2016 Altona Juniors
2017 Altona Juniors

Under 14 Division 3

1991 Flemington
1992 Newport
1993 North Sunshine
1994 West Footscray
1995 St Albans
1996 North Sunshine
1997 North Footscray
1998 North Footscray
1999 Flemington Juniors
2000 St Bernards
2001 NO COMPETITION
2002 Hoppers Crossing (White)

JUNIOR PREMIERSHIP HISTORY

** Combined WRFL/EDFL competition

Under 14 Division 3

(cont.)

2003 Sunshine Heights
2004 Werribee Centrals
2005 Western Magpies
2006 Sunshine
2007 Glenorden
2008 North Sunshine
2009 Glenorden
2010 Werribee Juniors
2011 Williamstown Juniors
2012 Albion
2013 Newport Power
2014 Sunshine
2015 Williamstown Juniors
2016 Hoppers Crossing
2017 NO COMPETITION

Under 14 Division 4

1993 St Albans (1)
1994 Werribee Juniors
1995 Altona City Juniors
1996 Hoppers Crossing
1997–2002 NO COMPETITION
2003 Wyndhamvale Juniors (Gold)
2004 Altona Juniors
2005 Glenorden
2006 St Bernards
2007 St Bernards
2008 Point Cook
2009 St Bernards
2010 Spotswood
2011–2017 NO COMPETITION

Youth Girls

2012 St Albans
2013 Sunbury**
2014 Pascoe Vale**
2015 Melbourne University**

Under 13 Division 1

1972 Braybrook
1973 Braybrook
1974 Braybrook
1975 Deer Park
1976 KYMCA
1977 Crossroads
1978 Spotswood
1979 Crossroads
1980 Spotswood
1981 A.N.B.Y
1982 Parkside
1983 St Bernards
1984 St Bernards
1985 St Bernards
1986 Werribee Juniors
1987 St Albans
1988 Werribee Juniors
1989 Werribee Juniors
1990 Hoppers Crossing
1991 St Albans
1992 Melton Juniors
1993–1998 NO COMPETITION
1999 Hoppers Crossing
2000 Werribee Juniors Black
2001 Williamstown Juniors
2002–2008 NO COMPETITION
2009 Williamstown Juniors Yellow
2010 Altona Juniors

2011 Yarraville Seddon
2012 Williamstown Juniors
2013 Williamstown Juniors
2014 Sanctuary Lakes
2015 Williamstown Juniors
2016 Point Cook

2017 Point Cook

Under 13 Division 2

1972 Yarraville Boys Club
1973 NO COMPETITION
1974 Crossroads
1975 Kingsville YMCA
1976 Albion
1977 Sunshine YCW
1978 Kingsville
1979 West Footscray
1980 Seddon
1981 Seddon
1982 West Footscray
1983 St Albans
1984 Hoppers Crossing
1985 St Albans
1986 Parkside
1987 St Albans
1988 Albion
1989 Deer Park
1990 West Footscray
1991–2009 NO COMPETITION
2010 Williamstown Juniors Blue
2011 Point Cook
2012 Old Westbourne
2013 Werribee Districts
2014 St Albans
2015 Sunshine Heights
2016 Hoppers Crossing

2017 Altona Juniors

Under 13 Division 3

1984 Williamstown Juniors
1985 Wembley Park
1986 Braybrook
1987 West Footscray
1988 Port Melbourne Colts
1989 West Newport Juniors
1990 North Melbourne & Kensington
1991–2012 NO COMPETITION
2013 Altona Juniors
2014 NO COMPETITION
2015 Sunshine
2016 Point Cook

2017 Sunshine Heights

Under 12 Division 1

1970 Spotswood
1971 Braybrook
1972–1987 NO COMPETITION
1988 Werribee Juniors
1989 Hoppers Crossing
1990 Hoppers Crossing
1991 Albanvale
1992 Hoppers Crossing
1993 Hoppers Crossing
1994 Werribee Juniors
1995 Werribee Juniors
1996 St Bernards
1997 St Bernards
1998 St Bernards

1999 Werribee Juniors
2000 Spotswood
2001 Werribee Juniors
2002 Altona Juniors
2003 Werribee Juniors
2004 St Bernards
2005 Williamstown Juniors
2006 Hoppers Crossing
2007 Altona Juniors
2008 Werribee Juniors
2009 St Bernards
2010 St Bernards
2011 Williamstown Juniors
2012 St Bernards
2013 Caroline Springs
2014 Yarraville Seddon
2015 Williamstown Juniors
2016 St Bernards
2017 Williamstown Juniors

Under 12 Division 2

1991 Deer Park
1992 St Albans
1993 Flemington Juniors
1994 Spotswood
1995 Seddon
1996 Wyndhamvale Juniors
1997 Rockbank
1998 Hoppers Crossing
1999 Werribee Juniors
2000 Hoppers Crossing
2001 Western Magpies
2002 Albion
2003 Albion
2004 Albanvale
2005 Port Melbourne Colts
2006 Albanvale
2007 Albion
2008 Deer Park
2009 St Albans
2010 Flemington Juniors
2011 Altona Juniors
2012 Flemington Juniors
2013 Werribee Centrals
2014 Altona Juniors
2015 Yarraville Seddon
2016 Spotswood
2017 Werribee Centrals

Under 12 Division 3

1991 Altona City Juniors
1992 Flemington
1993 East Brunswick
1994 Seddon
1995 A.N.B.Y
1996 Sunshine Heights
1997 Kealba
1998 Wyndhamvale Juniors
1999 Yarraville Juniors
2000 Western Magpies
2001 Albion
2002 Parkside
2003 North Footscray
2004 St Bernards
2005 Deer Park
2006 Sunshine
2007 Altona Juniors
2008 North Footscray
2009 Caroline Springs
2010 Glenorden

2011 Williamstown Juniors
2012 North Footscray
2013 Hoppers Crossing
2014 Deer Park
2015 Williamstown Juniors
2016 Flemington Juniors
2017 NO COMPETITION

Under 12 Division 4

2008 Williamstown Juniors
2009–2017 NO COMPETITION

Under 12 Girls

2016 Aberfeldie**
2017 Caroline Springs

Under 11 Division 1

1972 KYMCA
1973 KYMCA
1974 Spotswood
1975 Crossroads
1976 West Footscray
1977 Albion
1978 Deer Park
1979 Albion
1980 Albion
1981 St Albans
1982 St Albans
1983 St Albans
1984 Melton Juniors
1985 St Albans
1986 St Albans
1987 Melton Juniors
1988 Hoppers Crossing
1989 Hoppers Crossing
1990 Albanvale
1991 Hoppers Crossing
1992 Hoppers Crossing
1993 Williamstown Juniors
1994 St Albans
1995 Altona City Juniors
1996 Werribee Juniors
1997 St Bernards
1998 Altona Juniors
1999 Williamstown Juniors
2000 Werribee Juniors Gold
2001 Werribee Juniors Gold
2002 Werribee Juniors Blue
2003 Williamstown Juniors
2004 Altona Juniors
2005 Williamstown Juniors
2006 Altona Juniors
2007 Williamstown Juniors
2008 Williamstown Juniors
2009 St Bernards
2010 Caroline Springs
2011 Williamstown Juniors
2012 Werribee Districts
2013 Williamstown Juniors
2014 Point Cook
2015 St Bernards
2016 NO COMPETITION
2017 Werribee Centrals

Under 11 Division 2

1972 St Pauls
1973 NO COMPETITION
1974 Crossroads
1975 St Albans
1976 Albion

1977 Yarraville Boys
1978 Kingsville
1979 St Albans
1980 Deer Park
1981 St Albans
1982 St Albans
1983 St Albans
1984 Werribee Juniors
1985 Port Melbourne Colts
1986 Albion
1987 Albanvale
1988 Albion
1989 Deer Park
1990 St Albans
1991 St Albans
1992–2003 NO COMPETITION
2004 Werribee Juniors
2005 Yarraville Juniors
2006 Old Westbourne
2007 Hoppers Crossing
2008 Werribee Juniors
2009 Yarraville Seddon Eagles
2010 Hoppers Crossing
2011 Old Westbourne
2012 Old Westbourne
2013 Hoppers Crossing
2014 Flemington Juniors
2015 Hoppers Crossing
2016 NO COMPETITION
2017 Altona Juniors

Under 11 Division 3

1984 Sunshine Heights
1985 Port Melbourne Colts
1986 St Brendans N.C
1987 West Newport
1988 Spotswood
1989 Wyndhamvale
1990 Spotswood
1991–2006 NO COMPETITION
2007 Altona Juniors
2008 NO COMPETITION
2009 Hoppers Crossing
2010–2012 NO COMPETITION
2013 Werribee Districts
2014 Point Cook
2015 Sunshine Heights
2016 NO COMPETITION
2017 Werribee Centrals

Under 11 East

2016 Williamstown Juniors

Under 11 West

2016 Altona Juniors

Under 10

1978 A.N.B.Y
1979 Albion

Under 9 Division 1

1980 Deer Oark
1981 St Albans
1982 St Albans
1983 St Albans

Under 9 Division 2

1981 Kingsville
1982 Melton Bloods
1983 St Albans

REPRESENTATIVE FOOTBALL

SENIORS

Northern Football League 24.17. (161) def. WRFL 5.6 (36)

Goals: R. Miles 2, J. Staley 2, B. Christodoulou

Best: L. Cavanagh, B. Ferrari, N. Hamad, B. Kolang, J. Linton, R. Miles

UNDER 19

Northern Football League 5.18. (48) def. by WRFL 6.15. (51)

Goals: J. Dimkovski 2, M. Nicholls, K. Blake, J. Reynolds, J. Lambley

Best: J. Tessari, Z. Busuttill, M. Wright, J. Reynolds, M. Galea, J. Harris

UNDER 15A

WRFL 6.6. (42) def. by South East Junior Football League 12.11. (83)

Goals: A. Tester 2, H. Tambourine 1, G. Loukomitis 1, A. Di Pretoro 1, C. Bailey 1

Best: L. Conway, E. Mantas, C. Riccardi, T. Roordink, S. Robertson, H. Tambourine

Riddell District Football League 9.14. (68) def. WRFL 8.3. (51)

Goals: A. Zammit 2, J. Di Pretoro, A. Tester, G. Loukomitis, H. Osumi, L. Conway, E. Ford

Best: E. Mantas, C. Roa-Egbujor, T. Roordink, S. Robertson, L. Conway, H. Osumi

WRFL 1.10. (16) def. by Essendon District Football League 9.15. (69)

Goals: C. Riccardi

Best: H. Osumi, E. Mantas, S. Robertson, C. Raak, C. Riccardi, T. Roordink

UNDER 15B

WRFL 12.12. (84) def. South East Junior Football League 4.3. (27)

Goals: C. Atkinson 4, J. Callaway 2, O. Gordon 2, K. Holden 1, P. Mudford 1, J. Roesler 1, L. Strmota 1

Best: O. Gordon, J. Callaway, N. James Spackman, Z. Pritchard, S. Metcalf, L. Strmota

Riddell District Football League 3.1. (19) def. by WRFL 19.14. (128)

Goals: D. Tipuamantumirri 4, L. Strmota 3, C. Atkinson 3, O. Gordon 3, L. Blackman, D. Grieves, J. Callaway, A. Christou, E. Pyke, Z. Christofi

Best: Z. Christofi, S. Clifford, D. Tipuamantumirri, L. Green, O. Gordon, E. Pyke

WRFL 12.2. (74) def. Essendon District Football League 10.4. (64)

Goals: C. Atkinson 2, J. Callaway 2, D. Tipuamantumirri 2, Z. Christofi 1, C. Cunsolo 1, D. Cutajar 1, S. Metcalfe 1, E. Pyke 1, L. Strmota 1

Best: S. Metcalfe, O. Gordon, Z. Christofi, M. Le Grand, J. Callaway, K. Crooks

UNDER 15 GIRLS

WRFL 2.5. (15) def. by Essendon District Football League 7.12. (54)

Goals: S. Walters 2

Best: I. Pritchard, H. McMahon, K. Bays, P. Carpio, Y. Cini, S. Walters

WRFL 5.8. (38) def. Eastern Football League 2.3. (15)

Goals: S. Love, H. McMahon, P. Carpio, C. Mallia, K. Taylor

Best: K. Bays, I. Pritchard, S. Love, H. McMahon, P. Ryan, S. Quaine

Yarra Junior Football League 2.9. (21) def. by WRFL 6.2. (38)

Goals: H. McMahon 3, K. Taylor 2, C. Sargent 1

Best: H. McMahon, S. Love, I. Pritchard, G. Bugeja, K. Taylor, I. Cavka

UNDER 14A

WRFL 7.7. (49) def. by South East Junior Football League 12.6. (78)

Goals: C. Wallace 2, C. Wright 1, J. Temple 1, C. Brown 1, J. Bonnett 1, J. Berryman 1

Best: M. D'Ambrosio, S. Ludolff, J. Kuppen, F. Lodge, J. Pavlidis, J. Temple

WRFL 8.9. (57) def. Riddell District Football League 6.12. (48)

Goals: B. Moffatt 2, B. Lika 2, M. D'Ambrosio, J. Wallis, J. Bonnett, J. Temple

Best: J. Bonnett, J. Wallis, C. Wallace, Z. Galea, J. Kuppen, B. Moffatt

Essendon District Football League 13.11 (89) def. WRFL 7.9. (51)

Goals: M. D'Ambrosio 2, J. Temple 2, C. Vicino 1, N. Mitchell 1, J. Kuppen 1

Best: J. Pavlidis, J. Heron, F. Lodge, J. Purches, J. Wallis, H. Lawlor

UNDER 14B

WRFL 22.11. (143) def. South East Junior Football League 6.6. (42)

Goals: C. Schibeci 5, A. Skerget 4, K. Coghlan 3, L. Edmonds 2, L. Attersall 1, J. Cavanagh 1, J. Diaz 1, B. Kolyniuk 1, B. Minett 1, C. Oldham 1, N. Singh 1, L. Smith 1

Best: K. Coghlan, A. Williams, B. Wol, N. Singh, L. Edmonds, L. Hatzoglou

WRFL 23.15. (153) def. Riddell District Football League 0.0. (0)

Goals: C. Schibeci 8, J. Cavanagh 3, D. Edwards 2, N. Jewell 2, L. Hatzoglou 2, K. Coghlan 2, J. Diaz, B. Kolyniuk, N. Sayers, A. Williams

Best: C. Schibeci, J. McVey, C. Oldham, N. Sayers, L. Edmonds, M. Fofana

Essendon District Football League 6.9. (45) def. by WRFL 14.4. (88)

Goals: C. Schibeci 6, N. Sayers 3, A. Skerget 2, N. Singh 1, L. Edmonds 1, K. Coghlan 1

Best: A. Williams, L. Edmonds, B. Kolyniuk, M. Hudson, N. Sayers, B. Wol

UNDER 13A

Riddell District Football League 2.0. (12) def. by WRFL 8.4. (52)

Goals: J. Allan 2, W. Naismith 1, B. Simms 1, C. Mullens 1, J. Whybrow 1, M. Payne 1, B. Montgomery 1

Best: J. Fletcher, M. Payne, W. Naismith, S. Turnbull, T. Lowrie, J. Allan

Essendon District Football League 8.11. 60 def. WRFL 0.1. 1

Best: S. Turnbull, J. Allan, T. Lowrie, B. Montgomery, J. Fletcher, W. Stafford

UNDER 13B

WRFL 10.12. (72) def. Riddell District Football League 3.1. (19)

Goals: B. Sianos 2, J. Kavanagh 2, C. Young 1, T. Stelluto 1, B. Holden 1, J. Robinson 1, B. Davis 1, M. Logan 1

Best: R. Evans, J. Robinson, B. Holden, F. Trembath, B. Sianos, L. Cossey

WRFL 7.12. (54) def. Essendon District Football League 4.1. (25)

Goals: B. Sianos 3, L. Cossey 1, J. Robinson 1, O. Siddell 1, C. Young 1

Best: R. Evans, B. Holden, T. Stelluto, B. Sianos, L. Cossey, J. Robinson

2017 BEST & FAIREST WINNERS

DIVISION	NAME	CLUB	VOTES
Div 1 Seniors	Steve Kennedy	Altona	23
Div 1 Reserves	Aaron Law	Werribee Districts	13
Under 19s	Ethan Taylor	Altona	20
Div 2 Seniors	Belal Mesto	Newport Power	15
Div 2 Reserves	Luke Styles	Manor Lakes	10
Division 3 Seniors	Daniel Hovey* Jason Cloke*	Wyndham Suns Parkside	15
Division 3 Reserves	Jamie Cowlshaw	Tarneit	15
Senior Women's	Krystyn Raymundo	Caroline Springs	11
Under 18 Girls	Sharnie Whiting	Wyndhamvale	16
Under 17 Division 1	Karan Bharathi	Altona Juniors	18
Under 17 Division 2	Darcy McPherson	Albion	22
Under 15 Division 1	Eddie Ford* Nash Reynolds*	Yarrville Seddon Eagles Werribee Districts	18
Under 15 Division 2	Kyle Holden	Albion	24
Under 15 Girls	Dakodah Cott	Tarneit	29
Under 14 Division 1	Bailey Moffatt	Point Cook	16
Under 14 Division 2	Navdeep Singh	Wyndham Suns	28
Under 13 Division 1	Matthew Payne	Williamstown Juniors	29
Under 13 Division 2	Mabek Atem	Werribee Centrals	17
Under 13 Division 3	Yusuf Kailie	Sunshine Heights	36
Under 12 Division 1	Harley Schuurmans	Williamstown Juniors	19
Under 12 Division 2	Benedict Abiyie* Dakota Bajic*	Caroline Springs Werribee Centrals	18
Under 12 Girls	Kiera Whiley	Caroline Springs	25
Under 11 Division 1	Mitchell Gardner* Harry Orr* Noah Tullio*	Werribee Centrals Newport Power Werribee Districts	19
Under 11 Division 2	Jack Gerardi	West Footscray	21
Under 11 Division 3	Issah Kailie	Sunshine Heights	24

*Denotes more than one winner



BACK ROW: Kyle Holden (Under-15 Division 2 – Albion), Harry Orr (Under-11 Division 1 – Newport Power), Belal Mesto (Division 2 Seniors – Newport Power), Eddie Ford (Under-15 Division 1 – Yarrville Seddon Eagles), Jason Cloke (Division 3 Seniors – Parkside), Bailey Moffatt (Under-14 Division 1 – Point Cook), Luke Styles (Division 2 Reserves – Manor Lakes), Daniel Hovey (Division 3 Seniors – Wyndham Suns), Steve Kennedy (Division 1 Seniors – Altona), Ethan Taylor (Under-19 – Altona), Nash Reynolds (Under-15 Division 1 – Werribee Districts), Sharnie Whiting (Under-18 Girls – Wyndhamvale)

FRONT ROW: Jack Gerardi (Under-11 Division 2 – West Footscray), Issah Kailie (Under-11 Division 3 – Sunshine Heights), Dakota Bajic (Under-12 Division 2 – Werribee Centrals), Kiera Whiley (Under-12 Girls – Caroline Springs), Yusuf Kailie (Under-13 Division 3 – Sunshine Heights), Karan Bharathi (Under-17 Division 1 – Altona Juniors), Matthew Payne (Under-13 Division 1 – Williamstown Juniors), Darcy McPherson (Under-17 Division 2 – Albion), Navdeep Singh (Under-14 Division 2 – Wyndham Suns), Krystyn Raymundo (Senior Women's – Caroline Springs), Harley Schuurmans (Under-12 Division 1 – Williamstown Juniors), Noah Tullio (Under-11 Division 1 – Werribee Districts)

Absent: Aaron Law (Division 1 Reserves – Werribee Districts), Jamie Cowlshaw (Division 3 Reserves – Tarneit), Dakodah Cott (Under-15 Girls – Tarneit), Mabek Atem (Under-13 Division 2 – Werribee Centrals), Benedict Abiyie (Under-12 Division 2 – Caroline Springs), Mitchell Gardner (Under-11 Division 1 – Werribee Centrals).

BEST & FAIREST HISTORY

** Combined WRFL/EDFL competition

Division 1 Seniors

1931	A.G Thomson	Footscray Scouts
1932	C. Mathieson	West Footscray
1933	J. Sainsbury	Parkside
1934	F. Barker	6th Melb Scouts
1935	J. Ryan	Seddon
1936	T. Laffan	Parkside
1937	N. Honey	ICI (Deer Park)
1938	J. Flint	West Footscray
1939	H. Dolphin	6th Melb Scouts
1940	K. McGrath	Seddon
1941	E.J. Wilkinson	Seddon
1942	G. McLaren	South Footscray
1943	D. Taylor	6th Melb Scouts
1944	S. Fox	Parkside
1945	R. Cooke	6th Melb Scouts
1946	A. Mathieson	Essendon Districts
1947	R. Jewell	Seddon
1948	H. Mason	Seddon
1949	B. Murray	Parkside*
	B. Brown	Spotswood*
1950	K. Cooke	West Footscray
1951	R. Smith	Seddon
1952	E. Spence	North Footscray
1953	R. Jewell	Seddon
1954	M. Beckett	F & Y Socials
1955	L. Charles	West Footscray
1956	H. Bolger	West Footscray
1957	M. Beckett	F & Y Socials
1958	L. Anderson	Kingsville
1959	L. Charles	West Newport
1960	A. Clough	Seddon
1961	R. Murray	North Footscray
1962	J. Gaylor	Albion
1963	J. Charles	North Footscray
1964	A. Bottomley	West Newport
1965	D. Prior	Albion
1966	G. Saunders	Braybrook
1967	A. McAssey	Spotswood
1968	R. Smithwick	North Footscray
1969	D. Knight	ICI (Deer Park)
1970	R. Beattie	Parkside
1971	T. Flint	North Footscray
1972	G. Gingell	Kingsville
1973	B. Priest	Braybrook
1974	B. Chamberlain	Seddon
1975	B. Priest	Braybrook
1976	D. Brown	Seddon
1977	J. Narres	Deer Park
1978	L. Hawkins	Braybrook
1979	A. Ebeyer	North Footscray
1980	M. Komp	Parkside
1981	J. Blyth	St Albans
1982	G. Hodges	Seddon
1983	R. Peterson	St Albans
1984	M. Hewat	Braybrook
1985	P. Mildenhall	Spotswood
1986	J. Theodoridis	Albion*
	B. Caulfield	Wembley Park*
1987	P. Eudey	Spotswood*
	M. Phelan	West Footscray*
1988	J. Taylor	Albion
1989	G. Brown	Spotswood
1990	S. Moss	Deer Park
1991	S. Moss	Deer Park
1992	D. Pevitt	Spotswood
1993	M. Kriehn	Spotswood
1994	C. McKellin	Deer Park
1995	F. Zoccali	Parkside
1996	M. Frost	Yarraville
1997	M. Frost	Yarraville
1998	A. Venner	Altona
1999	A. Venner	Altona*
	A. Thege	Spotswood*

2000	C. Barker	West Footscray*
	S. Sir	Parkside*
2001	J. Fitzpatrick	St Albans
2002	A. Ibrahim	St Albans
2003	G. McGaw	Hoppers Crossing
2004	D. Galea	Spotswood
2005	S. Arena	St Albans
2006	J. Clarke	Port Melbourne Colts
2007	R. Douglas	Sunshine
2008	B. Julier	Port Melbourne Colts
2009	D. Jacobs	Port Melbourne Colts
2010	T. Jenkins	St Albans
2011	T. Jenkins	St Albans
2012	C. O'Keefe	Spotswood
2013	C. O'Keefe	Spotswood*
	S. Broadbent	Deer Park*
2014	M. Dean	Werribee Districts
2015	W. Skipper	Hoppers Crossing
2016	K. McHarg	Deer Park
2017	S. Kennedy	Altona

Division 1 Reserves

1967	C. Gibbons	Braybrook
1968	C. Gibbons	Braybrook
1969	R. Simmons	Braybrook
1970	G. Hollingworth	West Footscray
1971	A. (Wal) Saunders	Kingsville
1972	D. Tipping	Braybrook
1973	W. Trusler	Albion
1974	D. Thompson	Seddon
1975	J. Anderson	North Footscray
1976	R. Campbell	Seddon
1977	A. Hall	Albion
1978	J. Barker	Kingsville
1979	B. Hall	West Footscray
1980	P. Hockey	Sunshine YCW
1981	B. Bourke	West Footscray
1982	M. Igoe	Sunshine YCW
1983	D. Nelson	Deer Park
1984	L. Croft	Sunshine YCW
1985	B. Kenny	Kingsville
1986	G. Bate	Albion
1987	A. Hunt	Kingsville*
	Greg Spurling	North Footscray*
1988	G. Bate	Albion
1989	G. Langlands	Spotswood
1990	W. Dalton	Spotswood
1991	D. Scott	Spotswood
1992	L. D'Ambrosio	Seddon
1993	G. Sperling	Kingsville*
	L. D'Ambrosio	Seddon*
1994	P. Michetti	St Albans
1995	R. Patterson	St Albans
1996	G. Sperling	Yarraville
1997	D. Gill	Yarraville
1998	J. Ryan	Port Melbourne Colts
1999	G. Evans	Altona*
	B. McQuade	Port Melbourne Colts*
2000	S. Balshaw	Port Melbourne Colts
2001	G. Evans	Altona
2002	C. Clonan	Hoppers Crossing
2003	B. Franksen	Albion
2004	P. Eudey	Sunshine
2005	J. Scott	St Albans*
	M. Brasher	Albion*
2006	B. Tyquin	Hoppers Crossing
2007	D. Coleman	Spotswood
2008	A. Moore	Albion
2009	M. Burns	Port Melbourne Colts
2010	A. Hodgetts	Altona
2011	M. Ergunen	Spotswood*
	A. Williams	Hoppers Crossing*
2012	B. Miller	Altona
2013	B. Miller	Altona

2014	B. Miller	Altona
2015	B. Miller	Altona
2016	B. Miller	Altona
2017	A. Law	Werribee Districts

Division 2 Seniors

1934	A. Self	Baptist
1935	B. Richards	Spotswood
1936	H. Hickey	South Footscray
1937	W. Warden	Kingsville
1938	H. Hickey	South Footscray
1939	G. Tribe	C.S.R
1940	A. King	St Andrews
1941	F. Kenny	Kingsville
1942	H. Hickey	South Footscray
1943	W. Sheehan	Newport CYMS
1944	S. Bell	Yarraville Boys
1945	K. Webb	Sunshine
1946	H. Self	Waratah
1947	S. Wallis	Waratah
1948	W. McKenzie	Vic Socials
1949	G. McCann	Williamstown Rovers*
	A. McVeith	6th Melb Scouts*
1950	K. Wood	Vic Socials
1951	K. Blacker	Williamstown Rovers
1952-1985 NO COMPETITION		
1986	G. Kelly	Braybrook YCW
1987	G. Davis	A.N.B.Y
1988	R. Pereira	Ascot Vale*
	C. Ottenbach	Ascot Vale*
1989	P. Michetti	Sunshine Heights
1990	E. Muench	Port Melbourne Colts
1991	S. Rayment	North Essendon*
	B. Tuppen	West Newport*
1992	P. Quinn	Coburg Districts
1993	D. Page	Albion
1993	S. Rayment	North Essendon
1994	D. Page	Albion*
	M. Sammut	Ascot Vale*
1995	D. Gray	Sunshine YCW
1996	B. Cook	Glenorden
1997	J. Rankin	Coburg Districts
1998	L. D'Ambrosio	Seddon/Yarraville
1999	P. Maynard	North Sunshine*
	S. Carroll	North Sunshine*
2000	K. Robertson	Sunshine Heights
2001	B. Evans	Seddon/Yarraville
2002	J. McCallion	Kensington Hill Hammerheads
2003	G. Frankel	Deer Park*
	D. Williams	North Footscray*
2004	D. Williams	North Footscray
2005	S. Lane	West Footscray*
	G. Frankel	Deer Park*
2006	R. Telfer	North Sunshine
2007	L. Braun	Braybrook
2008	M. Kennedy	Western Magpies
2009	N. Juegan	Parkside
2010	L. Summers	Deer Park
2011	R. Trajkovski	Deer Park
2012	R. Ford	Parkside
2013	J. Lampi	Sanctuary Lakes
2014	C. Muratore	Parkside
2015	D. Ellis	Wyndhamvale
2016	K. Murphy	North Footscray
2017	B. Mesto	Newport Power

Division 2 Reserves

1986	D. Prior	Deer Park
1987	K. Jackson	Sandridge
1988	M. Marmo	Central Altona
1989	J. Vellani	Ascot Vale*
	I. Montgomery	Hoppers Crossing*
	P. Robertson	North Sunshine*

1990	M. Flynn	Coburg Districts
1991	L. Bomford	North Essendon
1992	R. Kitchen	Hoppers Crossing
1993	T. Jedrojewski	East Brunswick
1994	S. Ivkovic	Albion
1995	M. Barrett	Fawkner Amateurs
1996	S. Butterworth	Fawkner Amateurs
1997	P. Sheldon	Coburg Districts
1998	P. Russell	Braybrook
1999	T. Danskin	Braybrook
2000	D. Murphy	Glenorden
2001	H. Phan	North Sunshine
2002	H. Phan	North Sunshine
2003	N. Pistikakis	Western Magpies
2004	T. Minutolo	Coburg Districts
2005	A. Hodgetts	Altona
2006	T. Minutolo	Coburg Districts
2007	M. Dolny	Albanvale
2008	M. Dolny	Albanvale
2009	C. Hough	Coburg Districts
2010	P. Growcott	Albanvale
2011	A. Haddara	Parkside*
	P. Growcott	Albanvale*
2012	P. May	Braybrook*
	M. Allouche	Yarraville Seddon Eagles*
2013	M. Raak	Caroline Springs
2014	B. Ashman	Parkside
2015	S. Ingham	Wyndhamvale*
	M. Saker	Caroline Springs*
2016	M. Bellingham	North Footscray
2017	L. Styles	Manor Lakes

Division 3 Seniors

1988	M. Williams	Braybrook YCW
1989	J. Crouch	Laverton
1990	A. White	Wyndhamvale
1991	A. White	Wyndhamvale
1992	T. Phillips	Flemington
1993	B. Regan	Wembley Park
1994	S. Zahra	Laverton
1995	P. Barlow	Wembley Park
1996	R. Moloney	West Newport
1997	T. Fulton	Brunswick Amateurs
1998	K. Robertson	Sunshine Heights
1999-2013 NO COMPETITION		
2014	L. Wallace	Braybrook
2015	B. Ashman	Parkside
2016	T. Lawrie	Tarneit
2017	J. Cloke	Parkside*
	D. Hovey	Wyndham Suns*

Division 3 Reserves

1988	K. Jackson	Sandridge
1989	E. De Francesco	Ascot Vale
1990	D. Gaul	A.N.B.Y
1991	D. Sheldrick	North Sunshine
1992	R. Brown	Newport*
	B. Evans	Newlands Coburg*
1993	M. Harris	Wyndhamvale
1994	G. Greaney	North Essendon
1995	M. Hartshorne	Laverton
1996	G. Grist	Laverton*
	J. Darcy	Laverton*
1997	M. Foss	Kealba
1998	S. Dunn	Brunswick Amateurs
1999-2013 NO COMPETITION		
2014	G. Jones	Sanctuary Lakes
2015	G. Jones	Wyndham Suns
2016	C. Stephens	Wyndham Suns
2017	J. Cowlislaw	Tarneit

Senior Women

2017	K. Raymundo	Caroline Springs**
------	--------------------	---------------------------

BEST & FAIREST HISTORY

** Combined WRFL/EDFL competition

A3 Seniors (Open Age)

1978	G. Taylor	KYMCA
1979	C. Davis	Kensington
1980	G. Nuske	Kingsville
1981	T. Rajmajer	Albanvale
1982	T. Rajmajer	Albanvale
1983	A. Lutterschmidt	Old Ess. Grammar
1984	S. Canov	Port Melbourne Colts
1985	E. Muench	Port Melbourne Colts
1986	NO COMPETITION	
1987	C. Starr	St Albans
1988	M. Woods	Albion
1989	K. Jackson	Sandridge
1990	H. Peterson	Sandridge*
	T. Trimboli	St Albans*
1991	D. Anderson	Albion
1992	G. Kilty	Ascot Vale
1993	J. Baars	Albion
1994	W. Kennedy	St Albans*
	A. Bradley	RAAF Melbourne*
	M. Walker	RAAF Melbourne*
1995	C. Green	Sunshine YCW

A4 Seniors (Open Age)

1983	B. French	EHSES
1984	D. Barker	Kingsville
1985	F. Cavarella	Nth Dists

A5 Seniors (Open Age)

1985	J. Deraugo	Albion
------	------------	--------

Under 19 Division 1

2016	B. Kitchen	Hoppers Crossing
2017	E. Taylor	Altona

Under 19 Division 2

2016	S. Woods	Werribee Districts
2017	NO COMPETITION	

Under 18 Division 1

1936	J. Miller	North Footscray
1937	J. Flint	West Footscray
1938	M. McDonnell	West Footscray
1939	C. McClelland	West Footscray
1940	R. Cooke	North Melb
1941	J. Watters	North Footscray
1942	M. Laffey	West Footscray
1943	A. Mathieson	Combine
1944	L. Reid	Spotswood
1945	M. McPherson	West Footscray
1946	A. Greelish	Spotswood
1947	J.J. Storey	West Footscray
1948	J. Jackson	Sunshine
1949	C. Poole	Newport
1950	E. Whitten	Braybrook
1951	W. Hughes	Spotswood
1952	B. Stockman	West Footscray
1953	F. Soraghan	West Footscray
1954	R. Hempel	Kingsville
1955	D. McLean	F & Y Socials
1956	J. Cairns	Spotswood
1957	A. Saunders	Seddon
1958	F. Ambrosy	WCYMS*
	K. Beamish	North Footscray*
1959	R. Walker	Braybrook
1960	F. Battestella	F & Y Socials
1961	T. Parton	F & Y Socials
1962	D. Doll	F & Y Socials
1963	K. Jackman	West Footscray
1964	H. McCauliffe	Spotswood
1966	N. Ickeringill	Parkside
1967	I. Grossman	North Footscray
1968	R. Cole	F & Y Socials
1969	M. Pokrovsky	St Albans

1970	C. Kinniburgh	West Footscray
1971	W. Bates	Footscray
1991	D. Crea	North Footscray
1992	J. Perrone	Spotswood
1993	S. Carroll	Sunshine YCW
1994	S. Cobovic	Port Melbourne Colts
1995	J. Orsini	St Albans
1996	P. Battaglia	Hoppers Crossing
1997	C. Simpkin	Sunshine YCW
1998	J. McCabe	Sunshine YCW
1999	R. Cassidy	Altona
2000	M. Caruana	Sunshine Heights
2001	L. Dennerley	Wyndhamvale Juniors
2002	J. Charter	Albanvale
2003	S. Pace	Altona Juniors
2004	M. Cravino	Wyndhamvale Juniors
2005	M. Nicolaidis	Albion/Heights
2006	R. Noye	Spotswood
2007	M. Hardiman	Altona
2008	C. Lawson	Altona
2009	A. Vivoda	Altona
2010	J. McPherson	Albion
2011	M. Poland	Hoppers Crossing
2012	J. Lampi	Point Cook
2013	B. Kuypers	St Albans
2014	S. Ismail	Deer Park
2015	N. Williams	Hoppers Crossing
2016–2017	NO COMPETITION	

Under 18 Division 2

1993	A. Saliba	Albion
1994	D. Phelps	Spotswood
1995	S. Maher	Flemington Juniors
1996–2004	NO COMPETITION	
2005	M. Ellis	West Footscray/ Sunshine

2006	D. Mitchell	Western Magpies*
	A. Maki	Werribee Juniors*
2007	M. Dorricott	Hoppers Crossing
2008	B. Lucas	North Footscray
2009	S. Hudson	Werribee Juniors
2010	J. Cameron	North Sunshine
2011	J. Lampi	Point Cook
2012	J. Caterino	Albanvale
2013	N. Johnson	Glen Orden
2014	L. Scarborough	Wyndhamvale
2015	L. Scarborough	Wyndhamvale
2016–2017	NO COMPETITION	

Under 18 Division 3

1988	R. Jimeno	Albanvale
1989	J. Bouchard	Sunshine YCW
2008	D. McMahon	Parkside
2009–2017	NO COMPETITION	

Under 18 Girls

2016	B. Stevens	Deer Park**
2017	S. Whiting	Wyndhamvale

Under 17 Division 1

1972	G. Hester	Spotswood
1973	J. Ebeyer	North Footscray
1974	S. Maiola	Albion
1975	G. Langlands	Spotswood
1976	L. Girardi	St Albans
1977	S. Philpott	West Footscray
1978	G. Considine	Parkside
1979	R. Aquilina	Deer Park
1980	T. Lockwood	Parkside
1981	B. Tuppen	Yarraville Boys
1982	S. Ktenidis	Parkside
1983	A. Torcello	Albion
1984	A. Williams	Deer Park
1985	S. Dalli	St Albans

1986	M. Smyth	Deer Park
1987	S. Johansen	West Footscray
1988	J. Bruzzaniti	Spotswood
1989	A. Walsh	St Albans
1990	P. Ballan	Werribee Juniors
1991	R. Musarra	Hoppers Crossing*
	S. Millo	St Albans*
1992–2015	NO COMPETITION	
2016	M. Holland	St Bernards
2017	K. Bharathi	Altona Juniors

Under 17 Division 2

1972	G. Western	Braybrook
1973	No Competition	
1974	R. Robinson	Kingsville
1975	T. Fox	Altona North
1976	G. Murray	Yarraville Boys
1977	B. Hitch	Sunshine YC
1978	P. Argus	Sunshine YCW
1979	M. Croft	Braybrook
1980	G. Gay	Sunshine Juniors
1981	J. Mallia	Braybrook
1982	J. Mallia	Braybrook
1983	J. Soldatis	Seddon
1984	P. Hamilton	St Bernards
1985	D. Deagan	St Brendans
1986	J. Hobbs	Sunshine Heights*
	G. Lababidi	Sunshine Heights*
1987	M. Makhoul	East Brunswick
1988	S. Bryan	Williamstown United
1989	S. Thompson	North Sunshine
1990	M. Grima	Parkside
1992–2015	NO COMPETITION	
2016	M. Zoccali	St Bernards
2017	D. McPherson	Albion

Under 17 Division 3

2016	C. McIntosh	Werribee Districts
2017	NO COMPETITION	

Under 16 Division 1

1954	H. Munro	Sunshine
1955	R. Mills	Sunshine
1956	C. Cruickshank	F & Y Socials
1957	M. Cursins	Kingsville
1958	R. Walker	Braybrook
1959	T. Roach	Sunshine
1960	G. Chalmers	Spotswood
1961	H. Steigler	Sunshine
1962	H. Steigler	Sunshine
1963	R. Spargo	FFC 4th
1964	R. Williams	Spotswood
1965	C. Briscoe	Spotswood
1966	R. Cole	F & Y Socials
1967	P. Welsh	F & Y Socials
1968	D. West	West Footscray
1969	G. Delaland	Sunshine
1970	T. Hudson	Braybrook
1971	F. Mitchell	A.N.B.Y
1972–1989	NO COMPETITION	
1990	C. McMahon	East Brunswick
1991	M. Hovey	Werribee Juniors
1992	B. Baarini	Altona City Juniors
1993	L. Saliba	Albion
1994	D. Blake	Werribee Juniors
1995	S. Blake	Werribee Juniors
1996	K. McLeish	Spotswood
1997	W. Foley	Werribee Juniors
1998	J. Krainski	North Sunshine
1999	B. Twomey	Port Melbourne Colts*
	D. Bonnici	St Bernards*
2000	F. Mastropasqua	St Bernards
2001	S. Pace	Altona
2002	C. Koutzamanis	Hoppers Crossing

2003	D. Sablich	Williamstown Juniors*
	M. Wright	Western Magpies*
2004	J. Mather	Werribee Juniors
2005	D. Pace	Altona Juniors
2006	D. Pace	Altona Juniors
2007	J. Fitzpatrick	Wyndhamvale Juniors*
	J. Bailey Buckler	Werribee Juniors*
2008	T. Dean	Werribee Juniors*
	L. Fairley	Williamstown Juniors*
2009	N. Russell	Williamstown Juniors
2010	M. Zahraman	Spotswood
2011	P. Manivong	Altona Juniors
2012	H. Bray	Hoppers Crossing
2013	B. Houlihan	Altona Juniors
2014	B. Wagland	Yarraville Seddon
2015	S. Syme	Spotswood
2016–2017	NO COMPETITION	

Under 16 Division 2

1960	R. Wrobowleski	St Albans
1961	M. Mumford	North Footscray
1962	K. Menzies	Footscray Tech
1963	K. Pecrotti	West Newport
1964	R. Farrelly	West Newport
1965	J. Lang	St Albans
1966	J. Lang	St Albans
1967	M. Polrovski	St Albans
1968	M. Polrovski	St Albans
1969	D. Brown	Seddon
1970	R. Ramon	F.T.C.O.B
1971	J. Hassett	St Pauls
1972–1990	NO COMPETITION	
1991	C. Liddle	North Melbourne & Kensington
1992	D. McFerran	St Albans
1993	J. McCutcheon	Altona City Juniors
1994	P. Battaglia	Hoppers Crossing*
	S. Tobin	Spotswood*
1995	K. Roach	Albion
1996	C. Cusati	West Footscray
1997	P. Carson	Werribee Juniors*
	D. Fitzpatrick	St Albans*
1998	J. Cook	Albanvale
1999	J. Krainski	North Sunshine
2000	D. Tragjasi	North Sunshine
2001	T. Bonnett	Port Melbourne Colts
2002	J. Linton	Sunshine
2003	M. Cravino	Wyndhamvale Juniors
2004	N. Richardson	North Footscray
2005	P. Savage	Albion
2006	S. Thurston	West Footscray
2007	J. Ollis	Yarraville Seddon
2008	W. Hosking-Elliott	North Sunshine
2009	K. Klix	North Footscray
2010	C. Craig	Flemington Juniors
2011	L. Knight	Yarraville Seddon*
	E. Yondemli	St Albans*
2012	L. Knight	Yarraville Seddon
2013	C. McPherson	Albion
2014	M. Galea	Deer Park
2015	B. Khamis	St Albans
2016–2017	NO COMPETITION	

Under 16 Division 3

1992	P. Vincent	Williamstown Juniors
1993	S. Maher	Flemington Juniors
1994	V. Taulufo	A.N.B.Y
1995	N. Hill	Flemington Juniors
1996	A. Davis	Rockbank
1997	J. Lockton	North Melb & Kens
1998	S. Garcia	Laverton
1999	J. Antonello	Werribee Juniors

BEST & FAIREST HISTORY

** Combined WRFL/EDFL competition

Under 16 Division 3 (cont.)

2000	D. Do	Deer Park
2001	N. Renaut	Werribee Juniors
2002	J. Litchfield	Albion
2003	NO COMPETITION	
2004	C. Revell	Yarraville Juniors
2005	B. Cooper	St. Bernards
2006	A. Afewerk	Sunshine*
	A. Gheorgiu	Sunshine*
2007	A. Gilmore	Point Cook
2008	H. Andrew	Sunshine
2009	J. Vella	Sunshine Heights
2010	T. Madden	St Bernard's
2011	J. MacDonald	Glen Orden
2012	M. Howe	Old Westbourne
2013	M. Taleb	Newport Power*
	L. Scarborough	Wyndhamvale*
2014	S. Bonnici	Albanvale
2015	L. Eliepa	Sanctuary Lakes
2016–2017	NO COMPETITION	

Under 16 Division 4

1993	G. Richardson	Seddon
1994	M. Chansawat	Flemington Juniors
1995	A. Kitchen	Hoppers Crossing
1996–2006	NO COMPETITION	
2007	D. Krywyn	Wyndhamvale Juniors
2008	L. Larsen	St Bernards
2009	J. Davies	Wyndhamvale Juniors
2010	H. Barnett	Williamstown Juniors
2011–2014	NO COMPETITION	
2015	L. Timms	Wyndhamvale
2016–2017	NO COMPETITION	

Under 15 Division 1

1972	M. Ryan	Seddon
1973	J. Dinatale	Spotswood
1974	T. Crawford	F & Y Socials
1975	D. Hawkins	Braybrook
1976	B. Wilson	Braybrook
1977	M. Croft	Braybrook
1978	R. Brennan	St Albans
1979	V. Dicocco	Spotswood
1980	A. Taylor	Albion
1981	A. Pastore	Spotswood
1982	M. Taylor	Albion
1983	D. Madigan	Deer Park
1984	A. Johnson	St Bernards
1985	S. Kolylnik	St Albans
1986	F. Tripodo	St Bernards*
	D. Enever	Hoppers Crossing*
1987	A. Robertson	West Footscray
1988	D. Galakos	Melton Juniors
1989	L. Vasallo	St Bernards
1990	P. Sullivan	Hoppers Crossing
1991	C. Karakiozakis	West Newport Juniors
1992	S. Alabacos	Werribee Juniors
1993–2010	NO COMPETITION	
2011	T. Padgett	Altona Juniors
2012	N. Williams	Hoppers Crossing*
	D. Sulejmani-Blackwell	Williamstown Juniors*
2013	N. Buykx	Point Cook
2014–2015	NO COMPETITION	
2016	M. Chak	Werribee Districts
2017	E. Ford	Yarraville Seddon Eagles*
	N. Reynolds	Werribee Districts*

Under 15 Division 2

1972	M. Barker	Parkside
1973	T. Ebeyer	North Footscray
1974	A. Pulcini	North Altona
1975	M. Molony	Kingsville

1976	A. Richards	Yarraville Boys
1977	P. Argus	Sunshine YCW
1978	A. Paschalikis	West Footscray
1979	A. Slattery	Parkside
1980	D. Saunders	Seddon
1981	P. Clarke	Parkside
1982	P. Philpot	West Footscray
1983	J. Aziz	Albion
1984	D. Findlay	Hoppers Crossing
1985	D. Jones	West Footscray
1986	D. Maddern	Albion
1987	P. Mills	St Albans
1988	J. Karagiannis	Albanvale
1989	A. Mills	Yarraville Boys
1990	D. Derich	Altona City Juniors
1991–2012	NO COMPETITION	
2013	B. Taylor	Werribee Centrals
2014–2015	NO COMPETITION	
2016	E. Bentley	Spotswood
2017	K. Holden	Albion

Under 15 Division 3

1984	R. Jovanovski	Seddon
1985	J. Haberman	Port Melbourne Colts
1986	G. Manson	Port Melbourne Colts
1987	A. Kukuljan	North Melb
1988	J. Cuzzupe	Braybrook
1989	R. Scardamaglia	Sunshine YCW
1990–2017	NO COMPETITION	

Under 15 Division 4

1988	C. Salisbury	Altona City
1989–2017	NO COMPETITION	

Under 15 Girls

2016	I. Grant	Spotswood**
2017	D. Cott	Tarnait

Under 14 Division 1

1966	G. Simmons	Sunshine
1967	D. Brown	Seddon
1968	T. Sgroi	Braybrook
1969	S. Mandics	St Pauls
1970	R. Davidson	West Footscray
1971	B. Burnett	St Pauls
1972–1988	NO COMPETITION	
1989	D. Carrington	Hoppers Crossing
1990	L. Boehme	West Newport Juniors
1991	L. Saliba	Albion
1992	C. Davis	St Bernards
1993	M. Micallef	Albanvale
1994	M. O'Toole	Albion*
	A. Kitchen	Hoppers Crossing*
1995	M. Rhodes	Albion
1996	M. Asik	Port Melbourne Colts
1997	J. Krainiski	North Sunshine
1998	A. Chiu	Altona Juniors
1999	M. Coles	North Footscray
2000	L. Demetriou	Albanvale
2001	J. Spinella	St Bernards
2002	B. Houli	Spotswood
2002	A. Peters	Yarraville Juniors
2003	B. Bonnacci	St Albans
2004	S. Sherlock	Werribee Juniors
2005	J. Carr	Williamstown Juniors
2006	J. Charleston	Spotswood
2007	J. Charleston	Spotswood
2008	C. Matheson	Williamstown Juniors
2009	P. Lenagh	Williamstown Juniors*
	B. Jago	Werribee Juniors*
2010	P. Manivong	Altona Juniors
2011	R. Keegan	Hoppers Crossing
2012	M. Knezevic	Werribee Districts

2013	J. Gilmore	Old Westbourne
2014	C. Thar	Werribee Districts
2015	J. Mathews	Sanctuary Lakes
2016	O. Gordon	Caroline Springs
2017	B. Moffatt	Point Cook

Under 14 Division 2

1966	J. Craig	Spotswood
1967	V. Mesiti	West Footscray
1968	T. Hudson	Braybrook YCW
1969	G. Rowe	Seddon
1970	J. Ebeyer	North Footscray
1971	L. Wright	Sunshine
1972–1990	NO COMPETITION	
1991	H. Theodorou	Spotswood
1992	G. Lis	Deer Park
1993	C. Beazley	Altona City Juniors
1994	M. Dean	Yarraville Boys
1995	M. Khoder	East Brunswick
1996	R. Martin	Albion
1997	A. Lika	West Footscray
1998	C. Goulet	St Bernards
1999	M. Formosa	Kealba
2000	E. Sani	Flemington Juniors
2001	D. Ibister	West Footscray
2002	A. Abdo	Albanvale
2003	J. Fortunato	Albanvale*
	S. Sherlock	Werribee Juniors*
2004	J. Attard	Albanvale
2005	C. Moore	Flemington Juniors
2006	I. Mufftarov	St Albans
2007	W. Leveni	Port Melbourne Colts
2008	J. Humphreys	Glen Orden
2009	D. Sloman	Albion
2010	W. Donaldson	Glen Orden
2011	J. Romeo	St Albans
2012	H. Roche	Flemington Juniors
2013	J. Mould	Wyndhamvale
	S. Syme	Albion
2014	B. Khamis	St. Albans
2015	H. White	Werribee Centrals
2016	N. Reynolds	Wyndhamvale
2017	N. Singh	Wyndham Suns

Under 14 Division 3

1991	S. Grant	Flemington
1992	S. McGoldrick	Yarraville Boys
1993	S. Haw	North Sunshine
1994	C. Casati	West Footscray
1995	B. Hatty	West Footscray
1996	J. Kranski	North Sunshine
1997	D. DaSilva	North Footscray
1998	D. Ellis	North Footscray
1998	A. Morrow	Werribee Juniors
1999	M. Sani	Flemington Juniors
2000	S. Tucker	Western Magpies
2002	R. Roach	Sunshine Heights
2001	NO COMPETITION	
2003	D. Jensen	Sunshine Heights
2004	T. Luong	Braybrook
2005	S. Reilly	Sunshine
2006	M. Eason-Jones	North Footscray
2007	J. Humphreys	Glen Orden
2008	C. Utri	St Bernards
2009	G. Trotman	Sunshine
2010	J. Blake	Sunshine
2011	B. Hodge	Williamstown Juniors
2012	B. Kendall-Coyle	Sunshine
2013	J. Nguyen	Sunshine
2014	M. El Nour	Deer Park
2015	M. El Nour	Deer Park
2016	D. Tipumantumirri	Flemington Juniors
2017	NO COMPETITION	

Under 14 Division 4

1993	S. Attard	St Albans (1)
1994	N. Mallia	Sunshine Heights
1995	R. Jensen	Altona City Juniors
1995	R. Preusker	Kealba Green Gully
1996	A. Shepherd	Hoppers Crossing
1997–2002	NO COMPETITION	
2003	M. De Luca	Wyndhamvale Juniors
2004	J. Grima	Sunshine
2005	E. Phasey	Point Cook
2006	P. Pুরুkamu	Parkside*
	S. Parker	Flemington Juniors*
2007	S. Georgiovski	Point Cook*
	M. Paoli	St Bernards*
2008	J. Doyle	Flemington Juniors
2009	B. Dimattina	Flemington Juniors
2010	A. Esposito	Werribee Juniors
2011–2017	NO COMPETITION	

Youth Girls

2012	S. Murphy-Bourke	Altona Juniors
2013	B. Bonnici	St Albans**
2014	B. Eley	Wyndhamvale**
2015	N. Ferres	Wyndhamvale**

Under 13 Division 1

1972	M. Lynch	Spotswood
1973	L. Girardi	St Albans
1974	B. Wilson	Braybrook
1975	S. Drysdale	Deer Park
1976	A. Yankos	KYMCA
1977	F. Lownden	KYMCA
1978	R. Dimartino	Spotswood
1979	A. Metha	St Albans
1980	G. Mortignago	Kingsville
1981	C. Beck	Deer Park
1982	S. Delli	St Albans
1983	A. Johnston	St Bernards
1984	A. Hailes	Melton Juniors
1985	A. Kukuljan	St Brendans
1986	T. Giarrizzo	Sunshine YCW
1987	W. Smith	Werribee Juniors
1988	R. May	A.N.B.Y
1989	T. Tran	Albanvale
1990	M. Bettin	Albion
1991	D. McLean	West Footscray
1992	K. Haslinger	Glenorden
1993–1998	NO COMPETITION	
1999	D. Thomas	Hoppers Crossing Blue
1999	J. Barling	Williamstown Juniors
1999	B. Prissall	Werribee Juniors Gold
2000	K. Williams	Hoppers Crossing Blue
2001	B. Houli	Spotswood
2002–2008	NO COMPETITION	
2009	K. Adams	Yarraville Seddon Eagles
	B. Davies	St Bernard's
2010	B. Davies	St Bernard's
2011	B. Razlog	Hoppers Crossing
2012	B. Siwek	Werribee Districts
2013	D. Andrews	Werribee Centrals
2014	K. Bharathi	Altona Juniors
2015	S. Metcalfe	Yarraville Seddon Eagles
2016	K. Coghlan	Williamstown Juniors
2017	M. Payne	Williamstown Juniors

Under 13 Division 2

1972	T. Crawford	F & Y Socials
1973	NO COMPETITION	
1974	C. Knox	Parkside
1975	J. Beasley	Kingsville
1976	C. Pegano	North Footscray
1977	G. Bezzina	St Albans
1978	M. Monty	St Albans

BEST & FAIREST HISTORY

** Combined WRFL/EDFL competition

Under 13 Division 2 (cont.)

1979	I. Newman	Sunshine YCW
1980	A. Abdulovski	Seddon
1981	D. Madigan	Deer Park
1982	R. Chugg	Kensington
1983	D. Jones	West Footscray
1984	G. Manson	Port Melbourne Colts
1985	P. Mills	St Albans
1986	K. Chu	North Sunshine
1987	T. Tran	St Albans
1988	T. Tran	Albanvale
1989	R. Evans	Melton Juniors
1990	S. Zavalas	West Footscray*
	N. Hill	Deer Park*
1991–2010 NO COMPETITION		
2011	C. Bond	Caroline Springs
2012	B. Cox	Wyndhamvale*
	J. Lambley	Werribee Centrals*
2013	C. Thar	Werribee Districts
2014	D. Ciappara	St Albans
2015	J. Bailey	Werribee Centrals
2016	S. Ludolff	Hoppers Crossing
2017	M. Atem	Werribee Centrals

Under 13 Division 3

1984	J. Kavanagh	Braybrook
1984	S. Blomeley	North Footscray
1985	S. Brooks	Wembley Park
1986	B. Haviet	Seddon
1987	R. Bromeley	North Footscray
1988	D. Weston	Flemington
1989	L. Boehme	West Newport Juniors
1990	P. Guida	Parkside
1991–2012 NO COMPETITION		
2013	M. Rubino	Altona Juniors
2014 NO COMPETITION		
2015	A. Patrice	Sunshine
2016	J. Diaz	Albion
2017	Y. Kailie	Sunshine Heights

Under 12 Division 1

1970	R. Peterson	St Albans
1971	T. Forbes	Kingsville YCW
1972–1987 NO COMPETITION		
1988	A. Brown	Deer Park
1989	L. McDonald	Deer Park
1990	S. McGoldrick	Yarraville Boys
1991	B. Power	St Albans
1992	S. Blake	Werribee Juniors
1993	R. O'Keefe	Hoppers Crossing
1994	D. Bonnici	St Bernards
1995	D. Bonnici	St Bernards
1996	K. McKenzie	Altona City Juniors
1997	J. Bingham	Hoppers Crossing
1998	T. Langlands	Spotswood
1999	B. Sutcliffe	Port Melbourne Colts
2000	B. Houli	Spotswood
2001	B. Bonacci	St Albans
2002	C. Ward	Spotswood
2003	J. Carr	Williamstown Juniors
2004	L. Mitchell	St Bernards
2005	J. Charleston	Spotswood
2006	L. Hunter	Williamstown Juniors*
	A. Weaven-Cahill	Williamstown Juniors*
2007	T. Madden	St Bernards*
	O. Abou-Zeid	Spotswood*
2008	P. Manivong	Altona Juniors
2009	C. Daley	Spotswood*
	D. Sulejmani-Blackwell	Williamstown Juniors*
	T. Crennan	Werribee Centrals*
2010	M. Knezevic	Werribee Juniors*
	B. Kitchen	Hoppers Crossing*

2011	L. Fogarty	Spotswood
2012	B. Valastro	Hoppers Crossing
2013	J. Moretti	Caroline Springs
2014	K. Hynes	Hoppers Crossing
2015	M. D'Ambrosio	Point Cook
2016	T. Lowrie	St Bernard's
2017	H. Schuurmans	Williamstown Juniors

Under 12 Division 2

1991	S. Murdoch	Yarraville Boys
1992	S. Attard	St Albans
1993	R. Beazley	Altona City Juniors*
	A. Flavel	Flemington Juniors*
1994	S. Aquilina	Port Melbourne Colts
1995	J. Krainski	North Sunshine
1996	L. Raso	North Sunshine
1997	M. Agius	Rockbank
1998	S. Sayers	Hoppers Crossing
1999	M. Nicolaidis	Sunshine Heights
2000	W. Phillips	Yarraville Juniors
2001	J. Gattellaro	Deer Park
2002	M. De Luca	Wyndhamvale Juniors
2003	T. Finco	Albion*
	C. Robson	St Albans*
2004	S. Moyle	Albion*
	C. Dalton	Albanvale*
2005	W. Leveni	Port Melbourne Colts
2006	L. Maschewski	Albanvale
2007	M. Huckstepp	Caroline Springs
2008	S. Cehic	Caroline Springs
2009	Z. Curmi	Albanvale*
	J. Romeo	St Albans*
2010	M. Galea	Deer Park*
	W. Parker	Newport Power*
2011	L. Andrew	Old Westbourne
2012	R. Vesty	Old Westbourne
2013	C. Perkins	Spotswood
2014	B. Ismail	Newport Power
2015	B. Hicks	Altona Juniors
2016	Y. Kailie	Sunshine Heights
2017	B. Abiyie	Caroline Springs
	D. Bajic	Werribee Centrals

Under 12 Division 3

1991	S. Derich	A.N.B.Y
1992	R. Houcher	East Brunswick
1993	R. Houcher	East Brunswick
1994	A. Fonua	Seddon*
	T. Peake	West Footscray*
1995	J. Hughes	A.N.B.Y
1996	S. McKenzie-Eyers	East Brunswick
1997	M. Sani	North Melbourne & Kensington
1998	B. Crossthwaith	Glenorden
1999	S. Tucker	Laverton
2000	A. Proud	Braybrook
2001	J. Tresopolos	Albion
2002	D. Redfern	Braybrook*
	S. Smith	North Footscray*
2003	D. Sawad	North Footscray
2004	B. Miles	Western Magpies
2005	W. Hoskin-Elliott	North Sunshine
2006	R. Turner	Sunshine Heights
2007	B. Dimattina	Flemington Juniors
2008	J. Bennett	North Footscray
2009	E. Kline-Marantelli	St Bernards
2010	X. Cassar	Hoppers Crossing
2011	L. Bentley	Spotswood
2012	K. Bharathi	North Footscray
2013	A. Wharemate-Waiti	Manor Lakes
2014	J. Dadis	Deer Park
2015	L. Edmonds	St Bernards
2016	M. Gavriladis	Tarneit
2017	NO COMPETITION	

Under 12 Division 4

2008	J. Shell	Werribee Juniors
2009–2017 NO COMPETITION		

Under 12 Girls

2016	K. Abdi	Flemington Juniors**
2017	K. Whiley	Caroline Springs

Under 11 Division 1

1972	G. Jenwick	Parkside
1973	D. Nelson	Deer Park
1974	A. Yankos	KYMCA*
	A. Newman	Port Melbourne Colts*
1975	S. Moss	Crossroads
1976	G. Lawrence	West Footscray
1977	A. Metha	St Albans
1978	C. Haber	Crossroads
1979	J. Aziz	Albion
1980	M. Jones	Sunshine Juniors
1981	T. Ewer	Deer Park
1982	S. Bishop	St Albans
1983	J. Bouchard	Sunshine YCW
1984	R. Smith	Kingsville
1985	S. Gannon	St Brendans
1986	S. Morgan	Werribee Juniors
1987	M. Christo	Werribee Juniors
1988	L. McDonald	Deer Park
1989	M. Bettin	Albion
1990	N. Hill	Deer Park
1991	R. Houcher	East Brunswick
1992	P. O'Keefe	Hoppers Crossing
1993	P. Carson	Werribee Juniors
1994	C. Foreman	St Albans
1995	T. Montebruno	Hoppers Crossing
1996	S. Meehan	Hoppers Crossing
1997	B. Montebruno	Hoppers Crossing
1998	D. Sablich	Williamstown Juniors
1999	L. Hadjigeorgiou	Williamstown Juniors
2000	R. Prisma	Werribee Juniors
2001	J. Green	Albion
2002	J. Fitzpatrick	Wyndhamvale Juniors
2003	D. Schibeci	Wyndhamvale Juniors
2004	J. Charleston	Spotswood
2005	J. McKenzie	Altona Juniors
2006	M. Boag	St Bernards
2007	P. Manivong	Altona Juniors
2008	J. Menadue	Altona Juniors
2009	A. Bouris	Spotswood
2010	B. Siwek	Werribee Juniors
2011	D. Andrews	Werribee Centrals
2012	J. Kellett	Werribee Districts
2013	M. D'Ambrosio	Point Cook
2014	M. D'Ambrosio	Point Cook
2015	M. Payne	Williamstown Juniors
2016	No Competition	
2017	M. Gardner	Werribee Centrals
	H. Orr	Newport Power
	N. Tullio	Werribee Districts

Under 11 Division 2

1972	P. Johns	St Pauls
1973 NO COMPETITION		
1974	C. Pagano	North Footscray
1975	J. Noye	Kingsville
1976	D. Moloney	Sunshine YCW
1977	A. O'Hehir	Yarraville Boys
1978	D. Hoy	Parkside
1979	W. Roach	St Albans
1980	C. Bissett	St Albans
1981	M. Mirikillis	Braybrook*
	H. Mirikillis	Braybrook*
1982	M. George	Kingsville
1983	A. Robertson	West Footscray

1984	D. Micallef	St Albans
1985	C. Bubeck	St Albans
1986	P. Guida	Parkside
1987	T.M. Tran	Albanvale
1988	M. Bettin	Albion
1989	S. McGoldrick	Yarraville Boys
1990	D. O'Brien	Sunshine YCW
1991	B. Dallimore	West Footscray
1992–2003 NO COMPETITION		
2004	A. Anderson	Hoppers Crossing
2005	M. McLaughlin	Caroline Springs
2006	W. Krithararis	Yarraville Juniors
2007	L. Phillips	Yarraville Seddon
2008	L. Scarborough	Wyndhamvale Juniors
2009	H. Roche	Flemington Juniors
2010	J. Gilmore	Wyndhamvale Juniors
2011	S. Kyriazis	Caroline Springs
2012	A. Karauria-Lunt	Newport Power
2013	K. Hynes	Hoppers Crossing
2014	M. Jackman	Flemington Juniors
2015	O. Correia	Wyndham Suns
2016 NO COMPETITION		
2017	J. Gerardi	West Footscray

Under 11 Division 3

1984	J. Zukanovic	Braybrook
1985	R. Blomeley	North Footscray
1986	D. Weston	St Brendans
1987	D. Marnell	Yarraville Boys
1988	H. Theodorou	Spotswood
1989	A. Newman	Port Melbourne Colts
1990	J. Carroll	Spotswood
1991–2006 NO COMPETITION		
2007	B. Redfern	Braybrook
2008 NO COMPETITION		
2009	B. Lester	North Footscray
2010–2012 NO COMPETITION		
2013	M. Fletcher	PEGS Juniors*
	B. Greenhalgh	Caroline Springs*
2014	J. Kuppen	Point Cook
2015	M. Stephenson	Manor Lakes
2016 NO COMPETITION		
2017	I. Kailie	Sunshine Heights

Under 11 East

2016	O. Murray	Caroline Springs
------	-----------	------------------

Under 11 West

2016	D. Moloney	Altona Juniors*
	J. Smithers	Tarneit*

Under 10

1978	M. Shepperbottom	Kensington
1979	C. Regan	Albanvale

Under 9 Division 1

1980	A. Markovic	Spotswood
1981	J. Bouchard	Sunshine YCW
1982	M. Fitzpatrick	A.N.B.Y*
	R. Smith	Kingsville*
1983	J. Thompson	Kingsville
1984	P. Guida	Parkside
1985	P. Bessell	Parkside
1986	S. Murphy	St Albans

Under 9 Division 2

1981	A. Cilmi	Albanvale
1982	B. Johnson	Albanvale*
	J. McCallam	Melton Terriers*
1983	C. Bubeck	St Albans
1984	A. Mahon	Hoppers Crossing
1985	S. Gatt	North Sunshine
1986	N. Geysing	Yarraville Boys

2017 AWARDS

LEAGUE AWARDS

Goal Umpire of the Year

Christine Gent

Boundary Umpire of the Year

Scott Vanstone

Field Umpire of the Year

Greg Denison

Rookie of the Year

Josh Harris, Werribee Districts

Media Award

Peppe Cavalieri

Melbourne Injury Lawyer

Unsung Hero

Craig Ryan, Sunshine

SEN Most Valuable Player Award

Chris Stewart, Deer Park

AFCA Western Region Junior Coach of the Year

Raphael Kardachi, Sunshine

AFCA Western Region Youth Coach of the Year

John Szanyi, Altona Juniors

AFCA Western Region Senior Coach of the Year

Brendan Hallinan, Sunshine

GOAL KICKING AWARDS

Division 1 Seniors, Andrew Gibson Medal

James Condos, Deer Park

65 goals

Division 1 Reserves

Jye King, Deer Park

42 goals

Under 19

Lachlan Grant, Hoppers Crossing

64 goals

Division 2 Senior

Tyren Montebruno, North Footscray

47 goals

Division 2 Reserves

Matthew Walsh, North Footscray

84 goals

Division 3 Seniors

Jason Cloke, Parkside

110 goals

Division 3 Reserves

Matt Radziejewski, Parkside

54 goals

Senior Women's

Kellee McIntosh, Manor Lakes

51 goals

LINDSAY PATCHING MEMORIAL CLUB OFFICIAL OF THE YEAR AWARDS

1964	M. McBean	Kingsville	1980	W. Pride	North Footscray	1999	C. Wisdom	North Sunshine
1965	M. Herrick	Seddon		K. Schwartz	Spotswood	2000	M. Payne	Sunshine YCW
1966	S. Burgoyne	West Footscray	1981	W. Pride	North Footscray	2001	L. Caithness	Wyndhamvale Juniors
	J. Doherty	St Albans	1982	T. Currie	Deer Park	2002	A. Nimmo	Yarraville Juniors
1967	M. Herrick	Seddon	1983	W. Pride	North Footscray	2003	P. Sandlant	Werribee Juniors
1968	M. McBean	Kingsville	1984	P. Mulgrew	St Brendans	2004	M. Overman	St Bernards
1969	N. O'Connor	Parkside	1985	M. Laffin	Sunshine YCW	2005	L. Morgan	Altona
1970	R. Falla	West Footscray	1986	D. Carter	Yarraville Boys	2006	S. Kennedy	Coburg Districts
	J. Arnell	Braybrook	1987	B. Curry	Spotswood	2007	P. Snow	Port Melbourne Colts
1971	D. Wragg	KYMCA	1988	A. Wright	Albion	2008	R. Eldridge	North Footscray
1972	D. Baker	Crossroads	1989	R. Barr	Sunshine YCW	2009	S. Ager	North Sunshine
	B. Ward	Yarraville Boys	1990	M. McDonald	Port Melbourne Colts	2010	T. White	Caroline Springs
1973	D. Moore	Kingsville	1991	A. Hales	Seddon	2011	S. Tessari	Wyndhamvale
1974	D. Mills	Albion	1992	M. Schwartz	Sunshine YCW	2012	V. Sposato	Sunshine Heights
	B. Ward	Yarraville Boys	1993	S. Cadman	Nth Melb & Kensington	2013	L. Vann	Hoppers Crossing
1975	B. Ward	Yarraville Boys	1994	P. Evans	Altona City Juniors	2014	V. Lear	Wyndham Suns
1976	D. Mills	Albion	1995	M. Penaluna	Port Melbourne Colts	2015	D. Grubits	Newport Power
1977	C. McDougal	Crossroads	1996	J. Bunting	Spotswood	2016	N. Redpath	Altona Juniors
1978	D. Sampson	KYMCA	1997	C. O'Donnell	Braybrook	2017	S. Thornton	Tarnet
1979	W. Pride	North Footscray	1998	J. Purches	Albanvale			



Division 3 Best and Fairest winners, Jason Cloke from Parkside and Daniel Hovey from the Wyndham Suns.



Division 2 Best and Fairest winner Belal Mesto from the Newport Power Football Club.



Umpire award winners Scott Vanstone, Christine Gent and Greg Denison.

2017 AWARDS

WRFL LIFE MEMBERS

1940 J. Douglas*	Seddon	1974 J. Doherty*	St Albans	1988 T. Angwin	Executive	2005 T. McGarity	Umpires
1940 B. Jamieson*	Executive	1975 H. Mason*	Umpires	1988 R. Madigan	Umpires	2005 F. Olds	Central Altona
1942 A.E. Shepherd*	Executive	1975 R. Dye*	Executive	1989 R. Swann (OAM)	Executive	2006 A. Williams	Albion
1952 H. Turner*	Executive	1976 I. McDonald	Umpires	1990 E. Spence*	North Footscray	2006 A. Chandler	Coburg Districts
1953 L. Bolger*	West Footscray	1976 D. Moore*	Kingsville	1990 G. Watt	Executive	2007 J. Booker	Umpires
1954 A. I. Dunne*	Executive	1977 R. Jewell*	Seddon	1991 J. McKay	Tribunal	2007 J. Mizzi	Executive
1955 Cheeseman*	Parkside	1977 L. Tandy*	Spotswood	1991 R. Donahue	Appeals Board	2008 I. Hamm	Executive
1956 C. K. Hodgeson*	Executive	1978 D. Mills	Albion	1992 J. Rayner	Executive	2008 M. McDonald	Independent H.C
1957 J. Gardiner*	Parkside	1978 N. O'Connor	Parkside	1992 D. Carter	Executive	2009 B. Hardy	Glen Orden
1957 J. Morissey*	N/A	1978 G. Saville	Umpires	1993 R. Beales	Appeals Board	2009 F. Smith	Braybrook
1958 H. Pascal*	Parkside	1979 R. Falla	West Footscray	1994 H. McFerran	Umpires	2010 A. Wright	Albion
1959 A. Robinson*	Executive	1979 V. Smithwick	Seddon	1995 D. Lockhart*	Tribunal	2010 D. Sayner	Tribunal
1964 L. Rowley*	Spotswood	1980 J. Borlase*	North Footscray	1995 J. McLeod*	Deer Park	2011 D. Barnard	St Albans
1965 C.V. Cooke	Parkside	1980 A. Clough (OAM)	Seddon	1996 M. Laffin	Sunshine YCW	2011 R. Evans	Tribunal
1966 A.W. Abbey*	Executive	1981 P. Hollings	Executive	1996 V. Roach	Executive	2012 R. O'Hara	Yarraville Seddon
1967 J. Chigweddon*	Sunshine	1982 R. Hodges*	Seddon	1997 B. Stafford	Sunshine Heights	2012 J. Lee	Parkside
1967 W. Tillotson*	Seddon	1982 R. Hodges*	Seddon	1998 B. Skinner*	DFDL/Parkside	2013 S. Fenech	North Footscray
1968 H. Kelly*	Executive	1983 J. Huntington	Executive	1998 L. Murphy	Spotswood	2014 M. Grech	Sunshine
1968 W. Williams*	West Footscray	1984 L. Murphy*	Parkside	1999 D. Knight	Executive	2014 M. Primaluna	Executive
1969 C. Cuthbertson*	West Footscray	1984 B. Priest	Braybrook	1999 D. Muir*	Seddon Yarraville	2015 S. Genala	Sunshine Heights
1969 M. McBean*	Kingsville	1985 G. Dyson	Executive	2000 T. O'Donnell	Umpires	2015 M. Psaila	St Albans
1970 L. Maxwell*	Executive	1985 K. Brown	A.N.B.Y	2000 B. Height	Tribunal	2016 R. O'Connor	Parkside
1970 W. Couch*	Spotswood	1986 A. Smith*	West Footscray	2001 H. Turner*	Executive		
1971 J. Lloyd*	Executive	1986 R. Angwin*	Executive	2001 V. McTaggart	Executive		
1971 P. Cocks*	Parkside	1987 W. Pride	North Footscray	2003 B. Wilson	Parkside		
		1987 T. Grant*	Executive				

*DECEASED

300 GAME LIFE MEMBERS

2013 G. Langlands	Spotswood	2014 T. O'Shanassy	Albion	2016 D. Jeffries	West Footscray
2013 B. McQuade	Port Melbourne Colts	2014 S. Weir	Port Melbourne Colts	2016 M. Gilbert	West Footscray
2013 J. Sutton	Kingsville/ Umpires	2015 P. Muir	Albion	2016 D. Lazaridis	Newport Power, Central Altona,
2013 G. Thompson	Seddon/ Umpires	2015 G. Hodgart	Umpires		North Footscray, Sunshine Heights and Laverton
2014 C. Pagano	North Footscray	2015 P. Battaglia	Umpires	2016 A. Parker	Sunshine Heights
2014 A. Fregonese	West Footscray/WRFL Umpires	2015 D. Orchard	West Footscray/Parkside	2016 A. O'Donnell	Umpires
2014 L. Howarth	Spotswood	2016 N. Crump	West Footscray/Braybrook	2016 P. Henderson	Braybrook/Umpires

AFL VICTORIA RECOGNITION AWARDS

1982 John Huntington	DFDL	1992 Thelma Angwin	Executive	2001 Arthur Wright	Albion/Executive
1983 Doug Mills	Executive	1993 Vern Smithwick	Executive	2002 Herbert Turner	Executive
1984 Graham Saville	Umpires	1994 Michael Schwartz	DFDL	2003 Mark McDonald	Independent Hearing
1985 Les Knight	DFDL	1994 Des Barnard	St Albans		Committee
1986 Ron Angwin	Executive	1995 Jeff Bunting	Spotswood	2004 James Lee	Parkside
1987 Trevor Grant	DFDL	1996 Peter Bell	Williamstown Juniors	2005 Ray O'Hara	Yarraville Seddon
1988 Gordon Watt	Executive	1997 Ian Buckingham	Hoppers Crossing	2006 Steve Kennedy	Coburg Districts
1989 Rex Swann (OAM)	Executive	1997 Pam Evans	Executive	2009 Dale Sayner	Tribunal
1990 Alan Smith	Executive	1999 John McLeod	Deer Park	2013 Michael Psaila	Executive
1991 Vic Roach	Executive	2000 Patrick Hinds	Spotswood		



Senior Women's Best and Fairest winner Krystyn Raymundo from the Caroline Springs Football Club.



AFLCA Western Region Senior Coach of the Year, Brendan Hallinan from the Sunshine Football Club.



Lindsay Patching Memorial Club Official of the Year winner, Sue Thornton from the Tarneit Football Club.



TREASURER'S REPORT

DOMINIC DRENEN

It is my pleasure as WRFL Treasurer to present the financial reports for the year ended 31 October 2017, noting that once again our auditors have signed-off on the accounts without qualification.

The final operating result for the 2016–17 financial year was a small surplus of \$3,754, compared to a marginal deficit last year of \$456. Both of these results were recorded following annual turnover of more than \$2 million, and are in line with the Board's policy over the past several years of not increasing affiliation fees to member clubs. That policy has required growth in other revenue areas such as sponsorships and player registration fees, and strict management of expenses. Whilst commercial partnership/sponsorship revenue dipped in comparison to 2016, the WRFL still figured reasonably well and again mitigated the downturn with close-checking of expenses.

The overall result for the 2016–17 financial year was aided by a marked increase in team numbers, in particular

via female football, whilst property sales also rose significantly. Conversely the year-ending result was adversely affected by a net contribution from finals of approximately \$27,000 less than last year. The challenge of maintaining profitability from finals will continue in coming years, albeit the redevelopment of Avalon Airport Oval Werribee should see a welcome return to WRFL finals at the venue.

In my annual report to members last year, I again noted with concern the increase in overdue debts owed by clubs to the league. That matter has been the subject of constant monitoring by the Board, which in turn saw the introduction of revised by-laws to facilitate tighter management controls. These measures will be further enforced in the coming season, with the view to bringing all clubs within standard trading terms as soon as reasonably possible.

At the time of writing this report, the Board had yet to finalise its budget for the 2017–18 financial year. It is my

recommendation, accepted by the Board, that the league must improve its net asset position over the next few years. The historical level of liquid assets maintained over recent years does not provide sufficient insurance against any unexpected adverse trading result. A prudent target would be to increase the level of net assets by between \$300,000 and \$500,000 over the next five or so years, with future budgets to be framed accordingly. A key focus will remain on continued growth of team numbers, protection of existing revenue sources and identification and development of new revenue prospects.

Overall, the Board is satisfied with its budget monitoring and fiscal controls, and views the final result for 2016–17 as a satisfactory outcome.

The Board remains committed to good governance and responsible financial management as vital components of best practice service to member clubs.

Dominic Drenen
Treasurer

STATEMENT BY EXECUTIVE BOARD MEMBERS

The Board has determined that the association is not a reporting entity and that this special purpose financial report has been prepared in accordance with the accounting policies outlined in Note 1 to the financial statements.

We, Meredith Angwin and Dominic Drenen, being members of the Board of the Western Region Football League Incorporated certify that, in the opinion of the Board the financial report (five pages, including notes attached):

- Presents a true and fair view of the financial performance and position

of the Western Region Football League Incorporated during and at the end of the financial year of the association ended on 31 October 2017, in accordance with Note 1 to the financial statements.

- At the date of this statement, there are reasonable grounds to believe that the Western Region Football League will be able to pay its debts as and when they fall due.

This statement is made in accordance with a resolution of the board and is signed for on behalf of the board by:

Meredith Angwin
Meeting Chairman

Dominic Drenen
Treasurer

FINANCIAL REPORT

2016–2017

BALANCE SHEET AS AT 31 OCTOBER 2017

	2017 \$	2016 \$
ASSETS		
Current Assets:		
Cash On Hand	52,033	5,343
Investments	222,786	314,124
Trade Debtors	241,631	205,030
Total Current Assets	516,450	524,496
Other Assets:		
Prepayments	8,703	17,078
Stock On Hand	33,772	22,250
Total Other Assets	42,474	39,328
NON-CURRENT ASSETS		
Office Equipment	10,608	13,487
Motor Vehicles	0	25,884
Computer Equipment	2,740	1,934
Leasehold Improvements	27,170	30,566
Furniture & Fittings	5,735	6,704
Assets held for Club use	19,423	21,581
Umpires' Training Equipment	64	107
Total Non-Current Assets	65,740	100,263
	Note 2	
Total Assets	624,664	664,087
LIABILITIES		
Current Liabilities:		
Credit Card	86	211
Creditors and Accruals	81,047	94,443
GST Liabilities	804	(1,861)
Clearing Accounts	5,254	5,596
Unearned Income	14,985	14,985
Payroll Liabilities	8,382	7,973
Provision for Employee Entitlements	35,728	53,046
Bank Loan	0	5,872
Total Current Liabilities	146,286	180,265
NON-CURRENT LIABILITIES		
Fidelity Bond Holders	26,500	26,500
Club & Player Bonds	100	1,000
Bank Loan	0	8,299
Total Long-Term Liabilities	26,600	35,799
Total Liabilities	172,886	216,064
NET ASSETS	451,778	448,024
EQUITY		
Retained Earnings	439,024	439,479
Current Year Surplus (Deficit)	3,754	(456)
Asset Revaluation Reserve	9,000	9,000
Total Equity	451,778	448,024

FINANCIAL REPORT

2016–2017

INCOME & EXPENDITURE STATEMENT OR THE YEAR ENDED 31 OCTOBER 2017

	2017 \$	2016 \$
INCOME		
Properties Division sales	568,457	444,561
Cost of Sales	477,984	382,681
Properties Division Gross Surplus	90,472	61,880
OTHER INCOME		
AFL Victoria	38,393	38,393
Commissions	0	2,029
Finals	197,664	224,974
Functions	8,979	9,345
Interest Received	6,846	7,757
Junior Interleague	22,891	23,882
Senior Interleague	7,639	11,291
Management Fees – Affiliation	238,500	208,450
Management Fees – Insurance	156,660	149,550
Management Fees – Umpires	510,169	469,430
Management Fees – Video (H&A Games)	36,200	29,800
Management Fees – Other	32,016	60,635
Media Income	0	9,490
Other Income	12	11,735
Penalties & Fines	21,050	24,080
Player Registration Fees	82,327	76,418
Sponsorship & Donations	207,125	231,819
Trainers' Admin Charges	3,500	3,000
Umpires – External Hire Income	3,880	3,435
Umpires – Transition Uniform Levy	7,580	0
TOTAL INCOME	1,671,904	1,657,391
OPERATING EXPENSES		
Football Expenses:		
Accreditation Expenses	4,064	0
Awards	5,451	5,249
Club Development	909	1,400
Finals	160,035	164,266
Footy Records	1,440	36,611
Insurance – Football	113,211	116,152
Interleague – Junior	36,817	39,293
Interleague – Senior	17,582	24,696
Printing & Stationery	5,086	4,815
Tribunal & Investigation Expenses	3,907	2,638
Umpires	529,554	458,669
Umpires – External Hire Expenses	3,880	3,040
Video (H&A Games)	34,211	28,038
Volunteer Development/Support	0	2,455
Expenses attributable to previous years	1,402	3,084
	917,549	890,406
Non Football Expenses:		
Admin. & Compliance Expenses	19,375	19,372
Computer & IT Expenses	12,245	10,768
Depreciation	12,137	17,975
Facility Expenses	34,572	34,253
Functions	45,241	49,982
General Operating Expenses	68,077	67,558
Loss on sale and write off of assets	921	4,004
Media & Marketing Expenses	37,762	33,582
Meeting Expenses	12,420	9,551
Sponsorship Costs	5,534	8,505
Staff Expenses	502,047	471,707
W & NW Regions Project Expenses	270	40,184
	750,600	767,441
TOTAL OPERATING EXPENSES	1,668,149	1,657,847
OPERATING SURPLUS / (DEFICIT)	3,754	(456)

FINANCIAL REPORT

2016–2017

BALANCE SHEET AS AT 31 OCTOBER 2017

	2017 \$	2016 \$
CASH FLOWS FROM OPERATING ACTIVITIES		
Cash Receipts in the course of operations	2,217,842	2,216,119
Interest received	5,137	5,887
Cash Payments in the course of operations	(2,288,969)	(2,139,098)
Net cash provided by / (used in) operating activities	(65,989)	82,908
CASH FLOWS FROM INVESTING ACTIVITIES		
Payments for assets	(1,715)	(30,663)
Receipts for sale of assets	23,182	13,636
Net cash provided by / (used in) investing activities	21,467	(17,027)
Net increase / (decrease) in cash held	(44,523)	65,881
Cash at beginning of financial year	319,256	253,375
Cash at end of financial year	274,733	319,256

NOTES TO AND FORMING PART OF THE FINANCIAL STATEMENTS FOR YEAR ENDED 31 OCTOBER 2017

1. SUMMARY OF SIGNIFICANT ACCOUNTING POLICIES

These financial statements are a special purpose financial report prepared in order to satisfy the financial reporting requirements of the Associations Incorporation Reform Act 2012, for use by the members of the League and to fulfil the board's requirements to prepare financial statements.

The financial statements have been prepared in accordance with the requirements of the Associations Incorporation Reform Act 2012 and the following Accounting Standards:

- AASB 101 Presentation of Financial Statements
- AASB 107 Cash Flow Statements
- AASB 108 Accounting Policies, Changes in Accounting Estimates and Errors
- AASB 110 Events after the Reporting Period
- AASB 113 Fair Value
- AASB 116 Property, Plant and Equipment
- AASB 117 Leases
- AASB 118 Revenue
- AASB 119 Employee Benefits
- AASB 1031 Materiality

No other applicable Accounting Standards, Australian Accounting Interpretations or other authoritative pronouncements of the Australian Accounting Standards Board have been applied. The financial statements have been prepared on an accruals basis and are based on historic costs and do not take into account changing money values or, except where specifically stated, current valuations. The financial statements have been prepared on a going concern basis.

The following significant accounting policies have been adopted in the preparation of these financial statements and consistently applied to all periods covered.

PROPERTY, PLANT & EQUIPMENT

Items of property, plant and equipment are carried at cost or fair value less, where applicable, any accumulated depreciation and impairment loss. The items have been assessed for current replacement cost in 2016, and as a result there has been no change in the values of the individual items. Subsequent costs are included in the asset's carrying amount or recognised as a separate asset, as appropriate, only when it is probable that future economic benefits associated with the item will flow to the association and the cost of the item can be measured reliably. All other repairs and maintenance are charged to the income and expenditure statement during the financial period in which they are incurred.

Gains and losses on disposal of an item of property, plant and equipment are determined by comparing the proceeds from disposal with the carrying amount, and are recognised net within other income in the income and expenditure statement.

DEPRECIATION

Depreciation is calculated on the depreciable amount of all fixed assets over their useful lives commencing from the time the asset is held ready for use.

The depreciation methods and rates used for each class of assets are as follows:

- Office Equipment – Diminishing value method 15% to 33.33%
- Motor Vehicles – Diminishing value method 18.75%
- Computer Equipment – Diminishing value method 40%
- Leasehold Improvements – Straight line over 3 lease terms (9 years)
- Furniture & Fittings – Diminishing value method 7.5% to 20%
- Assets held for Club Use – Prime cost method 10%
- Umpires' Training Equipment – Prime cost method 40%

Depreciation methods, useful lives and residual values are reviewed at each financial year end and adjusted if appropriate.

FINANCIAL REPORT

2016–2017

NOTES TO AND FORMING PART OF THE FINANCIAL STATEMENTS (Continued) FOR YEAR ENDED 31 OCTOBER 2017

INVENTORIES

Inventories are measured at the lower of cost and net realisable value. The cost is based on the first in, first out principle and includes expenditure incurred in acquiring the inventories and other costs associated with bringing them to their existing location and condition. Net realisable value is the estimated selling price in the ordinary course of business, less the estimated selling expenses.

LEASES

Operating leases do not transfer substantially all the risks and benefits incidental to ownership of an asset.

Payments made under an operating lease are recognised in the expenditure statement on a straight line basis over the term of the lease. The leased assets are not recognised in the balance sheet of the association.

EMPLOYEE ENTITLEMENTS

Provision is made for the association's liability for Employee Entitlements arising from services rendered by employees to balance date. Employee Entitlements that are expected to be settled within one year have been measured at the amounts expected to be paid when the liability is settled, plus related on-costs. Annual leave has been assessed in accordance with the provisions of AASB 119 however, no change in classification between current and non-current is considered necessary.

INCOME TAX

The League has been granted an income tax exemption by the Australian Taxation Office.

GOODS & SERVICES TAX

Revenues, expenses and assets are recognised net of the amount of goods and services tax (GST), except where the amount of GST incurred is not recoverable from the Australian Taxation Office. In these circumstances, the GST is recognised as part of the cost of acquisition of the asset or as part of the expense. Receivables and payables are stated with amount of GST included. The net amount of GST recoverable or payable to the Australian Taxation Office is included as a current asset or liability in the balance sheet.

REVENUE RECOGNITION

Property Division Sales

Property Division Sales represent revenue earned from the sale of products to member clubs. Revenue is recorded when the goods are despatched.

Interest Income

Interest Income is recognised as it accrues.

Management Fees

Management Fees represent revenue earned from charges to member clubs used to fund the provision of services (including but not limited to umpires).

Asset Sales

The profit or loss on disposal of assets is included as revenue of the association. Such profit or loss on disposal of assets is brought to account at the date an unconditional contract of sale is signed.

2. PROPERTY, PLANT & EQUIPMENT

Movement in Carrying Amounts	Office Equipment	Motor Vehicles	Computer Equipment	Leasehold Improvements	Furniture & Fittings	Assets held for Club use	Umpires Training Equipment	Total
Net Carrying Amount								
As at 31 October 2015	16,637	18,426	3,680	34,398	7,909	23,986	179	105,216
Additions	975	29,318	0	0	370	0	0	30,663
Disposals	292	17,110	23	0	215	0	0	17,641
Depreciation	3,833	4,750	1,723	3,832	1,360	2,405	72	17,975
As at 31 October 2015	13,487	25,884	1,934	30,566	6,704	21,581	107	100,263
Additions	0	0	1,715	0	0	0	0	1,715
Disposals	0	24,102	0	0	0	0	0	24,102
Depreciation	2,879	1,782	909	3,396	969	2,158	43	12,136
As at 31 October 2016	10,608	0	2,740	27,170	5,735	19,423	64	65,740

FINANCIAL REPORT

2016–2017

NOTES TO AND FORMING PART OF THE FINANCIAL STATEMENTS (Continued) FOR YEAR ENDED 31 OCTOBER 2017

3. OPERATING LEASES

The League had one operating lease during the financial year for the rental of the office.

OFFICE

There is a Memorandum of Understanding signed by the League as sub-lessee to Western Bulldogs Football Club. It and the draft lease received provide for terms of 3 years with seven 3 year options totalling 21 years, commencing May 2010. This MoU will remain in force until the formal lease is executed. Rental is reviewed annually in May and is subject to a CPI increase. In late 2013 the final lease draft was received but has not yet been actioned due to a change in personnel at the Western Bulldogs Football Club. The lease draft provides for annual increases to be the lesser of 3% and CPI.

	OFFICE
Not later than one year	28,545
Later than one year but not later than five years	16,939
Later than five years	—
	45,484
Lease expenses for the year ended 31 October 2017	27,703

4. CASH FLOW STATEMENT NOTES

RECONCILIATION OF CASH

Cash and Cash equivalents		
Cash at bank	51,833	5,143
Petty Cash	200	200
Term Deposit	81,171	109,527
Investment Account	141,616	204,596
Credit Card	(86)	(211)
Total Cash	274,733	319,256

RECONCILIATION OF CASH FLOWS FROM OPERATING ACTIVITIES

Operating profit / (loss)	3,754	(456)
Add back: Non cash flows in operating profit		
Depreciation	12,137	17,975
Provision for employee entitlements	(17,318)	3,799
Provision for doubtful debts	0	0
Loss on sale of assets	921	4,004
Decrease / (Increase) in current debtors / assets	(36,601)	45,417
Decrease / (Increase) in prepayments / deposits paid	8,376	(8,774)
Decrease / (Increase) in inventories	(11,522)	(5,670)
Increase / (Decrease) in trade and other payables	(10,665)	13,554
Increase / (Decrease) in bank loan	(14,170)	12,058
Increase / (Decrease) in fidelity & bond accounts	(900)	1,000
Cash flows from operating activities	(65,989)	82,908



INDEPENDENT AUDITOR'S STATEMENT

GRANT PLOZZA

**WESTERN REGION FOOTBALL LEAGUE INC
ABN 48 429 867 046**

INDEPENDENT AUDIT REPORT TO THE MEMBERS OF WESTERN REGION FOOTBALL LEAGUE INC.

We have audited the accompanying financial report, being a special purpose financial report, comprising the balance sheet as at 31 October 2017, the income and expenditure statement for the year then ended, the cash flow statement for the year then ended, a summary of significant accounting policies and other explanatory information of the Western Region Football League Inc and the Statement by Executive Board Members.

BOARD OF MANAGEMENT RESPONSIBILITY FOR THE FINANCIAL REPORT

The Board of Management is responsible for the preparation and fair presentation of the financial report in accordance with the applicable financial reporting framework, and for such internal control as it determines is necessary to enable the preparation of the financial report that is free from material misstatement, whether due to fraud or error. The board has determined that the accounting policies described in Note 1 to the financial statements, which form part of the financial report are appropriate to meet financial reporting requirements and the needs of the members.

The financial records kept by the Western Region Football League Inc are such as to enable the financial statements to be prepared in accordance with Australian Accounting Standards and the Associations Incorporation Reform Act 2012.

AUDITOR'S RESPONSIBILITY

My responsibility is to express an opinion on the financial report based on my audit. I have conducted my audit of the financial report in order to express an opinion on it to the members.

I disclaim any assumption of responsibility for any reliance on this report, or on the financial statements to which it relates, to any person other than the members, or for any purpose other than that for which it was prepared.

My audit has been conducted in accordance with Australian Auditing Standards. These standards require that I comply with relevant ethical

requirements relating to audit engagements, and plan and perform the audit to obtain reasonable assurance about whether the financial report is free from material misstatement.

An audit involves performing procedures to obtain audit evidence about the amounts and disclosures in the financial report. The procedures selected depend on the auditor's judgement, including the assessment of risks of material misstatement of the financial report, whether due to fraud or error. In making those risk assessments, the auditor considers internal control relevant to management's preparation and fair presentation of the financial report in order to design audit procedures that are appropriate in the circumstances, but not for the purpose of expressing an opinion of the effectiveness of management's internal control. An audit also includes evaluating the appropriateness of accounting policies used and the reasonableness of accounting estimates made by the management, as well as evaluating the overall presentation of the financial report.

I believe that the audit evidence I have obtained is sufficient and appropriate to provide a basis for my audit opinion.

ELECTRONIC PUBLICATION OF THE AUDITED FINANCIAL REPORT

It is our understanding that the Western Region Football League Inc intends to electronically present the audited financial report and auditor's report on its internet website. Responsibility for the electronic presentation of the financial report on the Western Region Football League Inc website is that of those charged with governance of the Western Region Football League Inc. The security and controls over information on the website should be addressed by the Western Region Football League Inc to maintain the integrity of the data presented. The examination of the controls over the electronic presentation of audited financial report on the Western Region Football League Inc website is beyond the scope of the audit of the financial report.

AUDITOR'S OPINION

In my opinion the financial report of the Western Region Football League Inc presents a true and fair view, in all material respects, of the financial position as at 31 October 2017 and its financial performance and cash flows for the year then ended on that date, and complies with the Associations Incorporation Reform Legislation 2012 and applicable Accounting Standards.

BASIS OF ACCOUNTING

Without modifying our opinion, we draw attention to Note 1 to the financial report, which describes the basis of accounting. The financial report has been prepared for the purpose of fulfilling Executive Board Member reporting responsibilities. As a result, the financial report may not be suitable for another purpose.

Grant Plozza
Accountant, CPA, No 1415249
GP Business Solutions Pty Ltd
6th November 2017

PARTNERS & SUPPLIERS

The WRFL would like to thank all of our partners and suppliers for their ongoing support in 2017. Their financial contribution plays a significant role in ensuring the league's viability and underpins our objective to minimise club affiliation fees.

We encourage all clubs to continue to support our sponsors and partners.



17



#WESTISBEST