



**ANNUAL REPORT**  
2013







# CONTENTS

---

Page 2:	President's Report	Page 20:	Reserve Grand Finals
Page 4:	CEO's Report	Page 22:	Under 18 Grand Finals
Page 6:	Football Operations Report	Page 24:	Junior Ladders
Page 8:	Club Development Report	Page 25:	Junior Grand Final Results
Page 10:	President, CEO & Life Member History	Page 26:	Junior Premiers
Page 11:	Director of Umpiring Report	Page 33:	Youth Girls & Under 13 Girls Competition
Page 12:	Tribunal Report	Page 34:	Interleague Competition
Page 13:	Media Report	Page 35:	League Best and Fairest Winners
Page 14:	Western Region Map	Page 36:	Best and Fairest History
Page 16:	Division One Team of the Year	Page 40:	League Awards
Page 17:	Division Two Team of the Year	Page 42:	Finance Report
Page 18:	Senior Grand Finals	Page 48:	Our People





## PRESIDENT

Bill Baarini

The 2013 Annual General Meeting marks the end of my four year term as President of the Western Region Football League. More importantly, it is an opportunity to reflect on a successful program of managed change that has positioned the League for future success.

Just four short years ago, following the 2009 football season, many would have viewed the league's challenges as insurmountable. At the end of a year that included an umpires' strike and a disgraceful display immediately after the 2008 Division One Grand Final, the WRFL brand was in serious trouble both within the ranks of member clubs and in the eyes of the wider football community. All but one of the administration staff resigned their positions, as did the President and Vice-President at the end of their respective terms. Point Cook Football Club determined not to field its newly-formed senior teams in WRFL competition, favouring instead the product on offer in the VAFA. There existed a high level of dissatisfaction and mistrust between member clubs, the umpiring group and the Board. Clearly, serious remedial action was urgently required.

Three new members (Michael Psaila, Barry Lovell and Gina Smith) were elected to the Board in December 2009. John O'Callaghan moved into the role of Vice-President and I accepted nomination as President. The new Board set about its task with vigour, enthusiasm and a commitment to mutual trust. Uppermost in the order of priorities were to set a clear strategic direction for the league; and to appoint an administration team capable of delivering those strategies while at the same time providing high-standard administration services to member clubs.

Central to the development of strategic direction was an inclusive, consultative process to involve all WRFL stakeholders in agreeing the way forward. A full-day strategic planning forum involving all member clubs, umpires, trainers and Board members was held in January 2010. A sub-committee comprising representatives from member clubs and the WRFL Umpires' Association, chaired by Michael Psaila was appointed to work through the list of issues and initiatives, culminating in production of the 2010 WRFL Strategic Plan. In a sign that significant progress had already been made, that Plan was endorsed by a unanimous vote of member clubs in September 2010.

In February 2010 the Board appointed Bob Tregear to the position of Chief Executive Officer. Bob had strong credentials in football governance and administration, including previous terms as President of the Eastern Football League and Chairman of AFL Victoria. Working closely with the Board, Bob has built a small but highly capable administration team to service the day-to-day needs of clubs and to deliver the goals set out in the Strategic Plan.

Less than four years on, we can proudly celebrate the success of the initiatives implemented by the Board. A full report on the outcomes and achievements against the 2010 Strategic Plan are outlined in the table alongside.

However, some of the headline achievements are worthy of mention here:

The move of league headquarters from Yarraville Oval to Whitten Oval in May 2010 has provided an efficient and effective working environment for staff; a prominent address for the league; and the opportunity to leverage a mutually rewarding partnership with the Western Bulldogs Football Club.

Replacement of the former Committee of Management governance structure with a truly independent and accountable Board has laid the foundation for future success and is already paying dividends. The fact that the new structure was adopted by unanimous vote of all members in June 2012 underpins the credibility of the Board and the commitment of member clubs to the success of the new structure.

Growth in the number of registered and active WRFL umpires has exceeded the ambitious target set in the 2010 Strategic Plan. From a base of 126 in April 2010, numbers have increased in each of the past four seasons to 325. This remarkable achievement is a result of a high level of cooperation between the Board, WRFL Umpires' Association and WRFL staff. The contribution of Shane Carland (Umpires' Manager 2010 – 2012) is also gratefully acknowledged, as is the leadership of our new Director of Umpiring Mark Westgarth who has brought a new standard of professionalism to our approach to umpire training and development.

## 2010-2013 Strategic Plan

KEY OBJECTIVES	OUTCOME
<b>1. HOME OF THE WRFL</b>	
a) Ensure the WRFL meets the service needs of member clubs.	✓✓✓
b) Leverage the association with the Western Bulldogs Football Club and Whitten Oval.	✓✓✓
c) Acquire freehold office accommodation central to the geographic spread of member clubs	✓
<b>2. REPUTATION AND IMAGE</b>	
a) Achieve compliance with codes of conduct by players, spectators and officials.	✓✓
b) Achieve and maintain sponsorship income to WRFL of at least \$200,000 per annum within 3 years.	✓
c) Publish and distribute a weekly Football Record throughout the entire football season.	✓✓✓
d) Establish relationships/partnerships with selected community organisations.	✓✓✓
<b>3. UMPIRE RECRUITMENT AND RETENTION</b>	
a) Provide a full team of WRFL field, boundary and goal umpires to all matches (senior and junior) within 3 years.	✓✓
b) Set and pursue a percentage target for retention of umpires.	✓✓
c) Develop umpire competency and skills.	✓✓
<b>4. RETENTION AND GROWTH</b>	
a) Establish an Auskick program under the auspices of all WRFL clubs.	✓✓
b) Develop regional strategies with all Councils to ensure supply and standard of facilities.	✓✓
c) Develop and implement strategies to minimise operating costs to clubs.	✓✓✓
d) Facilitate the development of new clubs where needed.	✓✓✓
<b>5. CLUB DEVELOPMENT</b>	
a) Ensure that all WRFL clubs are accredited through AFL Victoria's Quality Club Program.	✓
b) Ensure that all WRFL clubs are accredited through the Australian Drug Foundation's Good Sports Program.	✓✓
c) Facilitate forums for clubs and Councils to communicate on facility needs/planning and other issues.	✓✓✓
<b>6. EVENNESS OF COMPETITIONS</b>	
a) Restructure senior divisions to facilitate growth, evenness of competitions and revenue earning.	✓✓✓
b) Establish a Junior Sub-Committee, to provide policy advice and delegated oversight of junior competitions.	✓✓✓
c) Rationalise and simplify junior fixturing and grading.	✓✓✓

✓ Progress initiated, more work needed    ✓✓ Significant progress achieved    ✓✓✓ Target met in full



Establishment of new clubs in the fast-growing outer-western region was one of the key deliverables set out in the 2010 Strategic Plan. The first results of that strategy were realised this year with the successful introductions of Manor Lakes and Sanctuary Lakes Football Clubs. Developed as a joint initiative of the WRFL, AFL Victoria and Wyndham City Council, the two new clubs fielded a combined total of 19 senior and junior teams and both recorded remarkable on-field success in their debut season. Another new club, Tarneit Titans has already been formed and is set to field both senior and junior teams in 2014.

Perhaps the most significant achievement arising from the 2010 Strategic Plan is the turn-around in the image and reputation of the WRFL brand. While this can be clearly demonstrated in terms of reduction in the number and severity of on-field reports and the significant increase in support from sponsorship partners, the decision by Werribee Districts Football Club to seek transfer of its Senior, Reserves and Under 18 teams from VAFA to WRFL competition in 2014 is a clear expression of confidence and endorsement from our industry peers. Far from a criticism of the high standards and values set by the VAFA; this decision is just reward for the work of all WRFL stakeholders in addressing the quality of the WRFL experience. We welcome Werribee Districts to our Division One senior competition for 2014 and trust that their confidence will be vindicated.

The Western Region of Melbourne remains the fastest-growing population base in Australia. That population growth will continue to present opportunities for growth of WRFL programs for many years to come. My thanks and appreciation to Wyndham City Council and AFL Victoria for their active assistance and cooperation in meeting the growth challenges so far – I am certain that our partnership will continue to bear fruit in the years ahead.

Thank you also to the other local government councils of the western region (Maribyrnong, Hobsons Bay, Brimbank and Melton) for your support and assistance in facility and program development. "Community Development" is the core business of both the WRFL and our local councils – the WRFL looks forward to further extending cooperation with local government partners to build successful communities.

The WRFL football program continues to expand, with a total of 18 junior and six Senior/Reserves/Under 18 premierships decided at the end of the 2013 football season. Congratulations to all of our senior and junior premiers on their success; and particularly to Deer Park and Glen Orden for their Division One and Division Two Senior flags respectively. Just as importantly, congratulations to the players, officials and supporters of all 32 clubs and 238 teams whose participation and support contributed to a most successful 2013 football season.

Our valued sponsors are listed and acknowledged elsewhere in this report. I extend our thanks and gratitude to all of the sponsoring partners who have supported the League financially in 2013. We could not exist without the support of those sponsors and I encourage all associated with the WRFL to reciprocate support to those businesses wherever possible.

My thanks to League's small but able band of staff, led by CEO Bob Tregear, who have continued to service our member clubs and other stakeholders and to deliver the outcomes set by the Board.

Finally, sincere thanks to my fellow Board members who have all taken seriously their responsibilities to provide sound, responsible and independent governance of the affairs of the League. John O'Callaghan, Dominic Drenen, Bruce Mildenhall, Barry Lovell, Gina Smith, Janine Mizzi, Terry McGarity and Michael Psaila have supported me as President throughout my term and deserve due recognition for the achievements recorded under our watch.

Michael Psaila resigned in May 2013 following three years of full-on commitment to the work of the Board, including crucial roles as Chairman of both the Strategic Planning and Rules Review sub-committees. Michael was fittingly recognised by the AFL as the Victorian State Volunteer of the Year for 2013.

Janine Mizzi announced her resignation from the Board in November 2013, following nine years of service as a Board member and previous service to the league's Junior Board.


Vice-President John O'Callaghan will step down from his position at the Annual General Meeting, following his appointment to the Magistrates Court in Wangaratta. John joined the Board in May 2008 following previous service as a member of the league's Independent Tribunal.

On behalf of all WRFL stakeholders, my personal thanks to Michael, Janine and John for their selfless contributions to football in the west.

Bruce Mildenhall has nominated for the position of President and Barry Lovell for that of Vice-President. Both Bruce and Barry have demonstrated their commitment to the WRFL and I wish them every success in their new roles.

While standing aside from the Presidency, it is my intention to continue as a member of the Board for the foreseeable future. I have appreciated the support and camaraderie of my fellow Board members, staff and club personnel during the past four years and will always reflect fondly on my term as President of the Western Region Football League. Thank you to everyone involved for making that possible.

**Bill Baarini**  
President



Top Row L-R: Bill Baarini, John O'Callaghan, Dominic Drenen  
Middle Row L-R: Janine Mizzi, Barry Lovell, Gina Smith  
Bottom Row L-R: Bruce Mildenhall, Michael Psaila, Terry McGarity



## CHIEF EXECUTIVE OFFICER

Bob Tregear

As the 2013 season draws to a close, it is pleasing to note that the time and effort invested by WRFL stakeholders in setting a clear strategic direction for the league over recent years is paying dividends.

- Our success in developing new clubs and attracting a broader sponsorship portfolio is expanding the league's revenue base without the need to routinely increase affiliation fees year on year.
- The increased number of clubs/teams has made possible the restructure of senior competitions to three divisions in 2014, which in turn will result in more even competitive balances.
- The reputation and image of the league have improved significantly through initiatives such as active promotion of codes of conduct; massive increase in umpire numbers; partnership with the EJ Whitten Foundation; and the recognition of 300 game life members.
- While it is disappointing to report a small operating deficit for the 2012-13 financial year, the Board has kept faith with its commitment to minimise the cost to clubs of league affiliation fees. Whereas annual increases in affiliation fees of the order of 5% were once expected, fees have remained steady for the past two years, following a reduction of 10% in 2011. Effectively, this represents a decrease in real terms (accounting for inflation) of more than 15% over the three-year period – a direct saving across member clubs of more than \$25,000 per year. Over the same period, Insurance charges to clubs have been reduced by a further \$24,000 per year to more closely equate to actual costs.

These are just a few of the headline achievements realised in 2013 and all relate directly to targets set in the 2010 Strategic Plan. A fresh planning process already underway and involving all WRFL stakeholders will ensure that we remain focused on the targets for success; and that we understand the critical path to achieving those targets.

One of our key challenges for the foreseeable future will be to capitalise fully on the rapid population growth in the outer-western region. Growth in the City of Wyndham is already clear to see, with three new clubs established from scratch in the past twelve months. Several further opportunities for new club development will present in Wyndham in the years ahead; and even more in the City of Melton as the pace of development in areas to the south of the Western Highway gather pace.

The success in establishing new clubs in the Wyndham area has resulted from close cooperation between Wyndham City Council, AFL Victoria and the Western Region Football League. My personal thanks to Maurice Stabb, Nerina Di Lorenzo, Ken Chalmers and numerous other staff of Wyndham Council ; Darryl Collings from AFL Victoria; and Tim Shellcot, WRFL Club Development Officer who have worked tirelessly and cooperatively with the new communities to achieve outstanding results.

The Western Region Football League enjoys strong working relationships with all five Councils in our core area (Brimbank, Hobsons Bay, Maribyrnong, Melton and Wyndham). We will continue to work in close cooperation, both in established and developing communities across the west to promote community cohesion through football across all age and skill levels.

Another key challenge for the immediate future will be to capitalise on our success in growing umpire numbers by more than 150% over the past four seasons. With umpire numbers at a record high of 325 in 2013, our long-serving umpire training facilities at Maidstone are no longer adequate to service the contemporary demands of umpire development and education. We are already pursuing some exciting opportunities for establishment of a state-of-the-art, regional umpire training base closer to the geographic centre of the western region. With the professional leadership of Mark Westgarth, WRFL Director of Umpiring and the potential for a purpose built training base, a bright and sustainable future for umpiring is within reach.

Our ability to deliver a high standard of administration services to member clubs and to play a leading role in development of football across the western region is made possible through the generous support of a wide range of sponsoring partners. Sincere thanks and appreciation to the growing list of sponsoring partners who have supported the League financially in 2013, namely:

- |                                 |  |
|---------------------------------|--|
| • Alan Mance Motors             | • Bridgestone St Albans & Hoppers Crossing |
| • Amazon Financial Services     | • Club Warehouse                           |
| • Apparel by XTreme             | • Coca Cola                                |
| • Ascot Vale Sports & Trophies  | • Corsec Services                          |
| • Bendigo Bakery (Gillies Pies) | • Cyan Press                               |
| • Beiersdorf                    |  |





- Dicksons
- Dons Smallgoods
- Epic Management Systems
- Koo Ga
- Lion Nathan
- Melbourne Injury Lawyers
- Physio Plus
- Prestige Group International
- Ross Faulkner
- SEN 1116
- Sherwood
- The Brook on Sneydes
- The Yarraville Club
- Tracy Group
- Trade Institute Victoria
- Werribee Tigers Football Club
- Western Bulldogs Football Club

The Western Region Football League is well served by a small but dedicated staff team; and independent Board comprising directors with a wide range of community, sporting and business experience.

- David Newton, General Manager Football Operations is our longest-serving member of staff and has direct responsibility for all aspects of our football programs and competitions, including umpiring. As one of the most experienced operations managers in community football, David is highly regarded by clubs and the broader football industry.
- Tim Shellcot, Football Operations & Club Development Officer has responsibility for our junior competition strategy and management; for development of new clubs as opportunities arise; and for assisting existing clubs with specific issues and challenges, particularly in junior matters. Tim oversees our junior interleague programs and plays a key role in junior player and coach development.
- Lyn McLeod (Customer Service & Events Coordinator) is the face of WRFL administration. Highly popular with all club personnel, Lyn organises all of our functions and events, as well as providing a friendly first point of contact through her reception and general office administration roles.
- Kirstie Fitzgerald (Media & Communications Officer) is our newest and youngest member of staff. After graduating early this year with a degree in Journalism, Kirstie has adapted quickly to the often hectic pace and diversity of a demanding media role in community football. In addition to her responsibilities as webmaster and Footy Record editor, Kirstie has led our way into the fast-emerging world of social media communications and has teamed

with Lyn McLeod to deliver web-based video content for our junior programs. Kirstie is a born and bred girl of the west and a keen Western Bulldogs supporter.

- Kristy Vidovic is responsible for all of our bookkeeping and umpire administration tasks. She works closely with our consultant accountant Kim Peak and maintains our accounting records and processes to a high standard. Kristy also works closely with our Umpires Appointments Board to maintain an extensive database and to manage the umpire payroll function. Another keen Western Bulldogs fan, Kristy will take maternity leave from early 2014 for the birth of her second child. She will be sorely missed during her period of extended leave and will be welcomed back as soon as ready.

Along with Peter Harley (Marketing Consultant), Kim Peak (Accounting Consultant), Andrew Muscat (Football Operations Assistant) and Kevin Hillier (Broadcast Consultant) my thanks to all of our WRFL staff team who have delivered a year of exceptional service.

Thanks also to retiring WRFL President Bill Baarini and all members of the Board who have devoted their personal time and effort to governance and strategic direction of the League; and particularly for the guidance and support that they have provided to me and the staff team. Bill has served as President of the league throughout my entire time in the job and has always provided unwavering support and sound advice. It is reassuring that Bill will continue to serve as a Board member.

Special thanks also to Michael Psaila and Janine Mizzi who have retired from the Board during the course of the year; and to John O'Callaghan who will retire at the Annual General Meeting.

Finally, thank you to all of the club officials, WRFL Life Members and club supporters who are the heartbeat and lifeblood of the Western Region Football League. The Western Region Football League has a long and proud history and this is reflected in the quality of the people who make it all happen year after year. I look forward with enthusiasm to working with you as we meet the challenges of growth and strive to make the WRFL even better.

**Bob Tregear**  
Chief Executive Officer





## FOOTBALL OPERATIONS

David Newton

For the second year running the WRFL season was rubber stamped with an outstanding showcase of football with another one point result in the Division One Grand Final. Deer Park became the fourth club to hold the Division One Premiership cup aloft in as many years highlighting the strength of our Division One Competition.

It however spelt heartache for Spotswood being defeated by the narrowest of margins for the second year running.

The Division One competition comprised of ten teams after Yarraville Seddon was promoted at the expense of Sunshine Heights who gained some firm footing after relegation to sneak into the Division Two finals. The Division Two competition expanded to 12 teams with the inclusion of start up clubs Manor Lakes and Sanctuary Lakes. Glen Orden was successful in winning the Division Two Premiership after a dominant season.

There was a drop in Under 18 numbers in season 2013 with only 14 teams participating across two divisions. This provided difficulties when fixturing with the priority to align as many Under 18 games with the seniors and reserves. The Under 18 competition remains a key element in our strategic direction and the signs are promising for 2014 with a number of clubs already committing to fielding teams signalling good growth. The growth of Newport Power was evident with the success of their inaugural Under 18 team playing in the Division Two Under 18 Grand Final.

The Youth Girls (13-18) took a different direction in 2013 combining with the Essendon District Football League to form a nine team competition. Games were played in both regions weekly with both leagues working well to ensure a balanced competition was provided for the development of the girls. I would personally like to thank Steph Zerowsky (EDFL) for her work in ensuring this competition ran smoothly. The junior girls moved to Under 13s to capture a wider age bracket with four clubs nominating teams for the season. With limited numbers more work needs to be directed to this program to ensure its viability. An exhibition match was organised at half time of the Second Semi Final in Division One to highlight the competition and give it greater exposure to the WRFL community. There was a total of 238 teams participate in the 2013 season across the junior, girls and senior competitions

There were a number of individual highlights from WRFL graduates in 2013. Majak Daw (Wyndhamvale) made his debut for North Melbourne which made him the first Sudanese born player to play AFL. This included a six goal haul against the Western Bulldogs in round 7. The significance of Majak's success outlines the rise in Sudanese footballers taking up our great game. Majak's sisters Angelina and Sarah played in Wyndhamvale's Youth Girls team this year. Tom Liberatore (St Bernard's) led the AFL in clearances and finished second in the Western Bulldogs best and fairest in only his third season.

Our umpiring numbers remained consistent in 2013 with a fraction over 300 umpires registered in 2013. Mark Westgarth was appointed as Director of Umpiring and did a fantastic job in his first season leading his committed team of coaches and observers and further developing our young list of umpires. The WRFL was able to appoint Field, Boundary and Goal umpires in all Saturday games throughout the season and did the same with the majority of appointments achieved in the junior grades. The three umpiring academies continue to provide an avenue to umpiring and the support provided by all the people involved in these programs is much appreciated.

The WRFL Finals Series was played over seven weeks and highlighted the best of what the WRFL has to offer. The junior finals were played over the first four weeks at Crofts Reserve, Altona, North Sunshine, Laverton and Wootton Road Reserve which will be the home of the Tarneit Titans in 2014. Old Westbourne managed the four weeks at Wootton Road which included two night matches and a host of Grand Finals over the last two weeks, including the combined WRFL/EDFL Youth Girls Grand Final. The junior finals culminated in very challenging conditions on the last day with gale force winds leading to scores such as the Under 16B Grand Final where Albion kicked 1.6.12 to defeat St Albans 1.4.10. This didn't however impact on the contest with both teams showcasing outstanding control and skills in the conditions.

The senior finals series was played at Crofts Reserve and Avalon Airport Oval in Werribee where both the Division One and Division Two Grand Finals were played. The Division One competition headed into round 18 with the top four positions still to be decided leading to some terrific matches in the final round. Deer Park held onto top spot earning the week off while Sunshine leap frogged Altona in the final round meaning a third place finish and a Qualifying Final match up with Spotswood. Altona was left to play an Elimination Final against St Albans.



Deer Park and Spotswood line up for Phil Golotta's rendition of the National Anthem prior to the opening bounce of the Division One Grand Final.  
Photo: Darrell Jones





Glen Orden captain Chris Scudamore celebrates his team's Division Two Premiership victory with coach Nick Diker. Photo Darrell Jones

Although the expectations were for some close matches in week one of the finals, it was two very convincing wins to both Spotswood and Altona that saw them overcome their opponents and move them into the next week. The Second Semi Final lived up to expectations with Spotswood kicking six last quarter goals and turning a 16 point deficit into a 15 point win at the final siren against Deer Park. Sunshine coming off a huge loss the previous week, turned their fortunes around with a convincing win against an undermanned Altona. In the Preliminary Final, Deer Park showed why they finished minor premiers accounting for Sunshine by a massive 90 points and setting up a Grand Final clash with Spotswood. It was the seventh year in a row that Spotswood had made the Grand Final and in only the second year back in Division One for Deer Park after gaining promotion in 2011. It was the experienced Spotswood that settled the quickest and shot out to a 41 point margin at the ten minute mark of the second quarter and looked like running away with the contest. Deer Park however continued to peg back the margin over the next two and a half quarters, outscoring Spotswood twelve goals to five from that point forward. This made for a memorable final five minutes when the scores were tied with only a rushed behind in the dying stages of the match enough to split the two teams and hand Deer Park their first Division One Premiership since 1994. On the other hand, it was heartache for Spotswood who endured their second one point defeat in as many grand finals. The Division One Grand Finals continue to highlight the best of what the WRFL has to offer with the final day on the football calendar regularly being a nail biting contest. Altona were able to go back to back in the Reserves and Hoppers Crossing won their fourth Division One Under 18 Premiership in as many years.

The Division Two competition outlined the need to expand to three divisions with the top five teams dominating the bottom seven teams in most part. It was Glen Orden and Parkside that finished top two on the ladder but the big story leading into the finals series was the success of Manor Lakes who finished third in just their first season as a new club. They continued to surprise when for the second time in their first year they defeated Parkside in the Qualifying Final, whilst Wyndhamvale was too strong for Sunshine Heights in the Elimination Final. The second week of the finals series saw the top two sides assert their strength winning by significant margins. Glen Orden won their way into the Grand Final while Parkside gave themselves another chance at Manor Lakes in the Preliminary. In a see sawing affair it was Parkside that stopped the dream for Manor Lakes winning their way into another Division Two Grand Final by nine

points at the final siren. With both Parkside and Glen Orden winning one game each of the two meetings during the home and away season, the Grand Final was set to be a close one. But it was Glen Orden that was able to control the game from the outset holding no less than a four goal lead at every change to run away eventual 43 point winners. Parkside did get the consolation prize by winning the Division Two Reserves Premiership while Glen Orden proved they have a bright future with their Under 18s winning the Premiership.

The finals series continued to provide exceptional games of football in a family friendly environment. I would like to thank the following clubs, organisations and individuals who contributed to the success over the seven week period:-

- Old Westbourne FC
- North Sunshine FC
- Werribee CC
- Werribee Tigers FC
- Altona Juniors FC
- Yarraville Seddon FC
- Sunshine Heights FC
- Altona North CC
- Independent Timekeepers
- Match Managers
- Finals match day officials

It is exciting to see the development and professionalism of clubs on display throughout the season and highlighted during the finals. Each of these clubs are galvanised by the long list of dedicated committees and passionate volunteers. The football operations team is well supported by the following groups:

- Tribunal Chairman Dale Sayner and the panel of Independent Tribunal.
- Appeals Chairman Graeme Bloom and the panel of Appeal Board members
- Chairman Mark McDonald and the Independent Hearings Committee.
- Tribunal Secretary Brian Wilson who continues to provide countless hours in support of the Tribunal.
- Director of Umpiring Mark Westgarth, umpiring appointment members and the coaches and support staff who have worked hard to grow and develop our young list of umpires.

The WRFL administration provides a great resource support to all WRFL clubs and their networks and I thank Bob Tregear, Tim Shellcot, Lyn McLeod, Kirstie Fitzgerald, Kristy Vidovic, Andrew Muscat, Peter Harley and Kim Peak for their great support throughout 2013.

2014 is set to be a landmark year for the WRFL with the introduction of a third senior division. Werribee Districts have chosen to enter their senior teams in the WRFL along with another start up club in Tarneit Titans who will field a number of teams in both junior and senior divisions. I would like to thank everyone involved in the WRFL who continue to play a significant role in the continued growth of football in the west.

**David Newton**  
Football Operations Manager



## CLUB DEVELOPMENT

Tim Shellcot

As the dust settled on the 2012 WRFL season, significant developments were taking place in the City of Wyndham. The WRFL, AFL Victoria and Wyndham Council, working with interested members of the local community, oversaw the formation of two new football clubs. In the space of a few months Manor Lakes Football Club and Sanctuary Lakes Football Club elected committees and affiliated with the league. Through the hard work and drive of those committees both clubs entered senior and junior teams in their inaugural season in 2013. Manor Lakes experienced success at a senior level, reaching the Division Two Preliminary Final, while for Sanctuary Lakes their juniors led the way with their Under 14B team winning the premiership. While both clubs experienced some teething problems the committee, players and supporters of each are to be congratulated for their achievements over the last 12 months and the league looks forward to each club's ongoing development.

The inclusion of Manor Lakes and Sanctuary Lakes brought the WRFL closer to its goal of enough senior clubs to allow the formation of a third division of senior football. This goal will be achieved in 2014 with the admission of Werribee Districts Football Club and the formation of a third new club in two years – the Tarneit Football Club. In response to both the rapidly increasing population in the outer west and the completion of a two oval Australian Rules venue in Tarneit, the WRFL has again worked with AFL Victoria and Wyndham Council to generate interest in a club that will be based at the new facility. As with the clubs formed in late 2012 the 'Titans' aim to field both senior and junior teams in its first year and the new committee looks forward to a busy summer as they work to get their teams on the field in 2014.

In season 2013 26 clubs fielded at least one team in the junior competition. Raw numbers tell us that from Under 9s to Under 16s, including our girls competitions, 180 teams participated. This means through the support of

clubs and their volunteers approximately 5000 junior footballers were given the opportunity to play Australian Rules each weekend. Of the 26 clubs that fielded junior teams 23 had a team participate in the finals, ensuring interest in the finals series was high throughout the league. The league, with advice from member clubs and the Juniors Board, continues to improve the competitiveness of the junior competitions and this is an ongoing goal as we approach the 2014 season.

The junior finals series showcased the high quality of underage football in the west, and each finals venue experienced good crowds and exciting football. While the weather, and in particular the winds, at times made life difficult for players and spectators, the finals were played in great spirit and all clubs and teams are to be congratulated on their performances. The newly opened Wootton Road Reserve in Tarneit experienced its first competitive football as a WRFL finals venue and a number of finals were played as twilight games under lights. The newly formed Tarneit Titans will now make their home at the facility. Thanks goes to the clubs who hosted junior finals (Old Westbourne, Altona Juniors, Laverton, Sunshine Heights and North Sunshine) and whose work in venue management ensures the success of the junior finals series. The Wyndham Cultural Centre again hosted our Junior Presentation night, with the centre at capacity to acknowledge the 2013 premiership teams and best and fairest winners.

The WRFL Youth Girls, after one year as a standalone competition, re-aligned with the EDFL to form a joint nine team league. While the WRFL's goal is to have a sustainable competition under its own banner the experience of 2012 showed the number of teams must be greater than four or five for this to be achieved. With four WRFL and five EDFL teams, the joint WRFL/EDFL league provided greater competitive balance however the WRFL will be liaising with its



League newcomers Manor Lakes run out to a large crowd in their debut game against the Laverton Magpies. Photo: Courtesy of Star Newspaper.



member clubs in the off-season to investigate whether there is enough interest and support to form a viable standalone WRFL Youth Girls competition in 2014. The leagues also joined forces to again field a Western Region Youth Girls interleague team in the AFL Victoria Metropolitan Championships. The lowering of the age eligibility to Under 16 had some effect on the quality and depth of the team however the commitment of each player on match day could not be questioned.

Seven squads represented the WRFL in male junior Interleague matches in 2013. Congratulations go to the Under 12s who played great football in the round robin day against the EDFL and RDFL, regaining the perpetual shield lost the previous year. To provide additional experience for the league's youngest representatives both the Under 12 and Under 13 squads played a full length game under lights against the EDFL. The Under 12 squad won while the Under 13s were defeated but regardless of the results all players enjoyed what for many of them was their first taste of night football. The Under 14 and Under 15 squads again competed in the AFL Victoria Metropolitan Championships, showing good form in the age groups that are becoming more important as an environment for elite level talent identification purposes. The Under 16 squad played games against the RDFL and EDFL and after going down to the RDFL bounced back to defeat the EDFL for the first time in a number of years.

Playing interleague football presents players, across all age groups, with a significant opportunity to develop their football, be it simply through WRFL interleague representation, or in future years with a talent development program such as the Western Jets. The interleague program also has important benefits within the junior competition, providing a medium in which players from all clubs can build relationships that may carry throughout their football careers.

Coaching an interleague squad requires a variety of skills and the competitiveness of all squads is a testament to the ability and commitment of each head coach; Under 12 – Cam Atkins, Under 13 – Mark Smyth, Under 14 Div 1 – Colin Clohesy, Under 14 Div 2 – Dean Callaway, Under 15 Div 1 – Gary Brennan, Under 15 Div 2 – John Singarella and Under 16 – Jason Rainbow. It is also important to acknowledge the parents, friends or club volunteers who perform key roles such as assistant coach, team manager or trainer with each interleague team. A number of WRFL clubs hosted interleague training and/or matches, and thanks go to North Sunshine, Laverton, Sunshine Heights, Manor Lakes and Werribee football clubs for making their facilities and volunteers available to assist in the development of the WRFL's best junior talent. The Western Jets Football Club, and in particular the Jets' Regional Manager Shane Sexton, provides significant support to the WRFL's interleague program and the league looks forward to this valuable relationship continuing.

The Juniors Board, now in its third year, continues to provide vital strategic advice to both WRFL administration and the Executive Board on the format, structure and functioning of the junior football competition. Board input was



*Sanctuary Lakes' juniors shone brightly in the finals, with the clubs Under 14s team taking home the club's inaugural premiership cup.  
Photo: Darrell Jones.*

provided on a range of important issues, with a key recommendation being the introduction of a 'Mercy Rule' in the Under 11 competition. The rule was designed to provide more competition in games where a large margin in scores occurs, without fundamentally altering the way the game is played. Research indicates this goal was largely achieved and the response to the rule has been positive in feedback provided to the league.

Thanks to WRFL staff Bob Tregear, David Newton, Lyn McLeod, Kirstie Fitzgerald, Peter Harley, Kristy Vidovic and Andrew Muscat, and to AFL Victoria's Darryl Collings for their advice and assistance, and to the many club volunteers who provided countless hours of labour throughout the 2013 season.

**Tim Shellcot**

Football Operations & Club Development Officer



## PRESIDENTS & CEOs

YEAR	PRESIDENT	MANAGER / CEO	YEAR	PRESIDENT	MANAGER / CEO	YEAR	PRESIDENT	MANAGER / CEO	YEAR	PRESIDENT	MANAGER / CEO
1931	H. Turner	A. Magennis	1953	B.J. Jamieson	A.I. Dunne	1976	L.R. Maxwell	J.B. Huntington	1997	R. Swann (OAM)	R. Murphy
1932	H. Turner	F. Reid / R. Hodgson	1954	B.J. Jamieson	A.I. Dunne	1977	Pl. Hollings	J.B. Huntington	1998	R. Swann (OAM)	R. Murphy
1933	H. Turner	A.E. Shepard	1955	B.J. Jamieson	A.I. Dunne	1978	Pl. Hollings	J.B. Huntington	1999	R. Swann (OAM)	M. Penaluna
1934	H. Turner	A.E. Shepard	1956	B.J. Jamieson	A.I. Dunne	1979	Pl. Hollings	J.B. Huntington	2000	R. Swann (OAM)	M. Penaluna
1935	H. Turner	A.E. Shepard	1957	B.J. Jamieson	A.I. Dunne	1980	Pl. Hollings	J.B. Huntington	2001	R. Swann (OAM)	M. Penaluna
1936	H. Turner	A.E. Shepard	1958	B.J. Jamieson	A.I. Dunne	1981	R.T. Angwin	J.B. Huntington	2002	I. Hamm	M. Penaluna
1937	H. Turner	A.E. Shepard	1959	B.J. Jamieson	A.I. Dunne	1982	R.T. Angwin	J.B. Huntington	2003	I. Hamm	M. Penaluna
1938	H. Turner	A.E. Shepard	1960	G.W. Reynolds	L.J. Bills	1983	R.T. Angwin	J.B. Huntington	2004	I. Hamm	D. Phillips
1939	H. Turner	A.E. Shepard	1961	G.W. Reynolds	G.W. Reynolds	1984	R.T. Angwin	J.B. Huntington	2005	I. Hamm	D. Phillips
1940	H. Turner	A.E. Shepard	1962	G.W. Reynolds	L.J. Bills	1985	R.T. Angwin	L. Patching	2006	I. Hamm	D. Phillips
1941	H. Turner	A.E. Shepard	1963	A.W. Abbey	G. McDonald	1986	R.T. Angwin	L. Patching	2007	I. Hamm	J. Batty
1942	H. Turner	A.E. Shepard	1964	A.W. Abbey	G. McDonald	1987	R.T. Angwin	L. Patching	2008	D. Taylor	J. Batty
1943	H. Turner	A.E. Shepard	1965	A.W. Abbey	G. McDonald	1988	R.T. Angwin	L. Patching	2009	D. Taylor	J. Batty
1944	B.J. Jamieson	A.E. Shepard	1966	A.W. Abbey	R.J. Dye	1989	R.T. Angwin	L. Patching	2010	B. Baarini	R. Tregear
1945	B.J. Jamieson	A.E. Shepard	1967	L.R. Maxwell	R.J. Dye	1990	R.T. Angwin	L. Patching	2011	B. Baarini	R. Tregear
1946	B.J. Jamieson	A.I. Dunne	1968	S. Dacre	R.J. Dye	1991	R.T. Angwin	L. Patching	2012	B. Baarini	R. Tregear
1947	B.J. Jamieson	A.I. Dunne	1969	L.R. Maxwell	R.J. Dye	1992	R. Swann (OAM)	L. Patching	2013	B. Baarini	R. Tregear
1948	B.J. Jamieson	A.I. Dunne	1970	L.R. Maxwell	D.G. Moore	1993	R. Swann (OAM)	L. Patching			
1949	B.J. Jamieson	A.I. Dunne	1971	L.R. Maxwell	R.J. Dye	1994	R. Swann (OAM)	L. Patching			
1950	B.J. Jamieson	A.I. Dunne	1972	L.R. Maxwell	R.J. Dye	1995	R. Swann (OAM)	L. Patching / R. Swann			
1951	B.J. Jamieson	A.I. Dunne	1973	L.R. Maxwell	R.J. Dye			R. Swann / R. Murphy			
1952	B.J. Jamieson	A.I. Dunne	1974	L.R. Maxwell	J.B. Huntington	1996	R. Swann (OAM)				
			1975	L.R. Maxwell	J.B. Huntington						



## LIFE MEMBERS

1940	J. Douglas*	Seddon	1971	J. Lloyd*	Executive	1986	A. Smith*	West Footscray	1999	D. Muir	Seddon / Yarraville
1940	B. Jamieson*	Executive	1971	P. Cocks*	Parkside	1986	R. Angwin*	Executive	2000	T. O'Donnell	Umpires
1942	A.E. Shepard*	Executive	1974	J. Doherty*	St Albans	1987	W. Pride	North Footscray	2000	B. Height	Tribunal
1952	H. Turner*	Executive	1975	H. Mason*	Umpires	1987	T. Grant	Executive	2001	H. Turner*	Executive
1953	L. Bolger*	West Footscray	1975	R. Dye	Executive	1988	T. Angwin	Executive	2001	V. McTaggart	Executive
1954	A.I. Dunne*	Executive	1976	I. McDonald	Umpires	1988	R. Madigan	Umpires	2003	B. Wilson	WRFL / Parkside
1955	L. Cheeseman*	Parkside	1976	D. Moore*	Kingsville	1989	R. Swann	Executive	2005	T. McGarity	Umpires
1956	C.K. Hodgeson*	Executive	1977	R. Jewell	Seddon	1990	E. Spence	North Footscray	2005	F. Olds	Central Altona
1957	J. Gardiner*	Parkside	1977	L. Tandy*	Spotswood	1990	G. Watt	Executive	2006	A. Williams	Albion/Trainers Assn.
1957	J. Morissey*	N/A	1978	D. Mills	Albion	1991	J. McKay	Tribunal	2006	A. Chandler	Coburg Districts
1958	H. Pascal*	Parkside	1978	N. O'Connor	Parkside	1991	R. Donahue	Appeals Board	2007	J. Booker	Umpires
1959	A. Robinson*	Executive	1978	G. Saville	Umpires	1992	J. Raynor	Executive	2007	J. Mizzi	Executive
1964	L. Rowley*	Spotswood	1979	R. Falla	West Footscray	1992	D. Carter	Executive	2008	I. Hamm	Executive
1965	C.V. Cooke	Parkside	1979	V. Smithwick	Seddon	1993	R. Beales	Appeals Board	2008	M. McDonald	Independent H.C.
1966	A.W. Abbey*	Executive	1980	J. Borlase	North Footscray	1994	H. McFerran	Umpires	2009	B. Hardy	Glenorden
1967	J. Chigwedden*	Sunshine	1980	A. Clough	Seddon	1995	D. Lockhart	Tribunal	2009	F. Smith	Braybrook
1967	W. Tillotson*	Seddon	1981	P. Hollings	Executive	1995	J. McLeod*	Deer Park	2010	A. Wright	Albion
1968	H. Kelly*	Executive	1982	R. Hodges	Seddon	1996	M. Laffin	Sunshine YCW	2010	D. Sayner	Tribunal
1968	W. Williams*	West Footscray	1983	J. Huntington	Executive	1996	V. Roach	Executive	2011	D. Barnard	St Albans
1969	C. Cuthbertson*	West Footscray	1984	L. Murphy	Parkside	1997	B. Stafford	Sunshine Heights	2011	R. Evans	Tribunal
1969	M. McBean	Kingsville	1984	B. Priest	Braybrook	1998	B. Skinner	FDL / Parkside	2012	J. Lee	Parkside
1970	L. Maxwell*	Executive	1985	G. Dyson	Executive	1998	L. Murphy	Spotswood	2012	R. O'Hara	Yarraville Seddon
1970	W. Couch*	Spotswood	1985	K. Brown	A.N.B.Y.	1999	D. Knight	Executive			

\* deceased



**BACK ROW L-R:** Allan Williams, Bill Hardy, Doug Mills, Alan Clough OAM, Jim Raynor, Lindsay Murphy, Terry McGarity, Neville O'Connor, Ian Hamm, Jim Lee, Rod Evans, Terry O'Donnell, Barry Priest.

**FRONT ROW L-R:** Bob Madigan, Darrell Carter, Frank Smith, Vern Smithwick, Gordon Watt, Thelma Angwin, Peter Hollings.

**ABSENT:** Des Barnard, Raymond Beales, John Booker, Kevin Brown, Allan Chandler, Charlie Cooke, Roy Donahue, George Dyson, Ronald Falla, John Huntington, Ray O'Hara, Janine Mizzi, Brian Wilson, Dale Sayner, Doug Knight, Henry McFerran, Mark McDonald, Ian McDonald, James McKay, Vic Mc Taggart, Len Murphy, Fred Olds, Brian Stafford, Rex Swann OAM and Arthur Wright.





## UMPIRES

Mark Westgarth

After recruiting a large number of new and young umpires over the past three years, 2013 provided the opportunity to see the development and retention of those umpires in our system. The aim in relation to umpiring in the Western Region Football League (WRFL) this year was to improve the skill base for all umpires, therefore providing the opportunity for all umpires to officiate at their highest level and ultimately Division One senior football.

The umpiring numbers involved in the WRFL maintained the previous year's membership with just over 300 umpires across field, boundary and goal. We continued to umpire all games on Saturday across all three disciplines, whilst over 90% of junior games on Sunday were umpired by WRFL field umpires, consisting of mainly green shirt (first year field umpires) and many younger umpires. We also had a number of boundary and goal umpires officiating in the Under 15 and Under 16 competitions, highlighting the depth of umpiring being developed. The WRFL coaches, players and officials always displayed positive support for umpiring, and this was a highlight. Whilst at times we all become very passionate and may not always agree with the umpire's decision, from a football club perspective, I am sure parents would prefer their sons or daughters were umpired by WRFL umpires so they can watch the game and not have to blow the whistle themselves. The WRFL has come a long way in developing an environment in which everybody can enjoy junior football and as a league we all should be very proud of our football environment.

Terry O'Donnell, in his role as Umpire Development Coordinator, has managed the support for the various umpiring academies which recruit and develop our younger umpires. Thanks to the hard work of Terry and the academy coaches, we are in a strong position to further develop and grow our umpiring base and skill level in the future.

The Umpiring Academies allow for younger umpires to learn how to umpire in an environment close to or at their school. With the traditional training base for the WRFL umpires located in Maidstone, it has been difficult to encourage young men and women to take up umpiring because of travel issues. The school based academies have been a great success over the last five years and I would like to thank our team of Mathew Westgarth, Anthea Walsh, Richard Watt and Graeme Hodgart at MacKillop College, Werribee; Christian Brenner, Anthony Laughton and Paul Battaglia at Maribyrnong College, Maribyrnong; Phil Henderson, Bianca Michetti and Jarrod Wright at Caroline Springs and Mark Mather at the WRFL Umpiring Training Base Scovell Reserve, for their tireless work in developing these younger umpires. You may have noticed that many of the coaches at the academies are senior WRFL umpires and they provide excellent role models to our up and coming younger umpires.

The key characteristic to the umpiring department is the coaching team. In this regard, umpires are no different to football clubs. We rely on a whole range of coaching personnel who have developed specific skills through years of experience across all umpiring disciplines, ready to develop, encourage and coach the umpiring group. I would like to thank all of our umpire coaches; Graeme Hodgart, Leo Keating and John Manikis (Goals); Leigh Rowbottom, Richard Watt and David Wright (Boundary); Brett Carter and Mark Mather (Field) and Dean Portelli (Fitness). The endless work that these people put into the ongoing development of the WRFL umpiring panel is greatly appreciated.

The development of the junior umpiring department was led by Rene Van Kuyk and Mark Mather, who work tirelessly with the mentors of the junior umpires in developing and supporting the skills of our junior umpires. Their success has seen a number of junior umpires work their way through the ranks to umpire at the highest level in the WRFL. In season 2013 we had nine field umpires, more than 20 boundary umpires and six goal umpires with three years or less experience officiate at senior football this year, which is a tremendous achievement for the whole coaching panel.



*Ten of the very best WRFL umpires line up before the opening siren of the Division One Senior Grand Final.  
Photo: Darrell Jones.*

The key challenge in 2013 was to improve the skill base for all umpires in order to allow them the opportunity to officiate at a senior level. By providing more feedback to the umpires, this allowed them to further develop their skills, which in turn, resulted in better positioning and therefore better decision making. A key feature in feedback was through video analysis of their games, not in the sense of decisions or decision making, but skill, in terms of position, where to run, where to look and how to read the play. The whole focus was to allow for all umpires to learn from each other so we can all improve in our ability to umpire. Given the number of umpires officiating in their first senior game and/or achieving their highest level of umpiring football, this has been a successful 2013 season.

The WRFL Administration led by Bob Tregear and his team has provided endless support to the umpiring department in season 2013. The ability to have a close working relationship is essential so that when issues arise and/or need to be acted upon, then the best result for football will be achieved, as was the case throughout the season. In 2013 the WRFL initiated *Schedula*, which is an online umpire appointment program designed to assist in appointing umpires to games, managing their payments and providing input to availability. *Schedula* has been a great success and we expect to further develop various options in 2014.

The umpiring department would also like to recognise the support of the people in the background. In particular Maree Wilke who has been a tremendous asset to the umpiring department in her roles as Administration Assistant and Female Liaison. Maree is the person who keeps us all on track and does not let our egos get in the way of the right decision. Thanks must also go to the Trainers Association who support the umpires each week and to the most important group- the families of our umpires. Umpiring can be very challenging but it is our families who are always there to support us no matter what happens on and off the ground.

Finally I would like to thank the WRFL Umpires Association, President Henry McFerran, his executive and every umpire for their support in 2013, as well as everybody in the WRFL who I have had the pleasure of meeting in my first year as Director of Umpiring. Thank you for your support and advice, as everybody has something positive to offer. I look forward to working with you all in season 2014.

**Mark Westgarth**

Director of Umpiring - WRFL



## TRIBUNAL

Dale Sayner

With the WRFL growing its umpiring base to over 300 umpires this has led to the majority of games officiated by league umpires. This is a key reason along with work done by clubs and the Tribunal in ensuring the 2013 football season has arguably been the most disciplined season recorded.

The Tribunal heard 64 cases which were four less than in 2012, while clubs opted to take 46 prescribed penalties, compared with 68 in the 2012 season. The most pleasing aspect of the season was the exceptional behaviour displayed throughout the finals with only two cases being heard by the Tribunal and a further two prescribed penalties during the seven week period.

It is evident that the discipline of players and officials is improving each year but the aim of all involved in football in the west should be to significantly reduce the number of reports. Clubs need to continually emphasise the importance of the expected standards of behaviour to ensure the match day environment is as safe and enjoyable to all.

Of the 64 cases heard by the Tribunal, 20 were from Division One, 25 were from Division Two and 19 were from the junior competition. The Tribunal will review the penalties in relation to the junior competition in 2014 in an aim to significantly reduce the number of reports. Of all the reports to be directed to the Tribunal, there was four severe striking and two severe reports against umpires. The reduction in severity of cases was evident with the total number of week's suspension down from 421 in 2012, to 170 in 2013.

There is still a high number of reports related to umpires which continues to be a concern with the majority (57%) of our umpires being under the age of 18. With the continued growth of the WRFL leading to more games requiring umpires, clubs need to place greater importance on respect shown to umpires.

There was a number of clubs who were seen to have excessive amounts of players reported and therefore these clubs need to work hard on improving their discipline.

I would like to thank the clubs who got involved with the advocate accreditation sessions as it was clear throughout the year that this led to those individuals being much better prepared in representing their players. These sessions will again be a focus in 2014 and I encourage all clubs to have a minimum of three people accredited.

The Tribunal panel consisted of eight members this year sitting over a total of 19 nights. We also held advocate accreditation sessions and Tribunal information nights with the clubs and umpires. I would like to thank both Deputy Chairmen in Adrian Noble and Michael McNamara for donating their extra time and assisting me in this process.

The Tribunal Panel Members for season 2013 were:

- Adrian Noble - Deputy Chair
- Michael McNamara - Deputy Chair
- Rod Evans
- Darren Mayne
- Frank Plata
- Jim Simmonds
- Ben Sutherland
- Brian Wilson - Tribunal Secretary

Thank you to the clubs and umpires who attended the Tribunal this year. The co-operation given was always in the best interests of fair play and the welfare of the WRFL.

The Tribunal still has an aim, and one may say a wish list, to have the number of total hearings next year below 30, with the amount of automatics the same. As improvements continue every year, this aim is very achievable.

**Dale R Sayner**  
Tribunal Chairman



*Under 18s Hoppers Crossing player Daniel Strnak slides in for this low mark during the season.  
Photo: Darrell Jones.*





## MEDIA

### Kirstie Fitzgerald

Six months, 18 rounds of football, and seven weekends of finals later, it's safe to say my first year as the league's new Media and Communications Officer has been a rollercoaster ride.

Having started the role just weeks out from the first bounce of season 2013, my first order of business was to ensure the WRFL Footy Record maintained its professional presentation as a communication vehicle for the league.

With a fresh new look, the Record went from being a publication full of ladders and results, to something which had more substance, with increased editorial content about the people and clubs which make up our league. Such was the popularity of the Record, that in Round 10 it was increased to 64 pages to include more junior content, images and results. With the aid of my team of dedicated volunteers, over 1500 copies of the Record went out to clubs each week and I cannot thank them enough for their efforts. The team of Kevin Hillier, John McLaurin, Anthony Laughton, Graeme Hodgart, Lavan Ruban, Shannon Brien and Lachlan McLean have all been such a wonderful support this year producing weekly feature articles, match reports, and event reviews. Through their passion and expertise, members of the community were able to keep up to date with the latest news from the league and for that I thank you.

Another invaluable part of our volunteer media team was the introduction of our junior photographers-Kayla Wolf, Jesse Johnstone and John Tsavdaridis.

Along with our professional Cyan Press photographer Darrell Jones, all three volunteers gave up their time each weekend to capture some of the magic moments which brings our game to life. A special mention must also go out to all of the clubs and individuals who provided images and stories for us to cover. I look forward to developing these club relationships even further in 2014.

The content produced for our weekly Record was also highlighted on our website and weekly e-Newsletter, *First Bounce*. With a strong senior competition emphasis in our Record, *First Bounce* catered more for our junior competition audience and was sent out to a database of more than 6,000 recipients every Friday. With weekly feature stories, interactive videos and Junior Milestone awards, *First Bounce* also highlighted our new junior sportsmanship initiative: the WRFL-Western Bulldogs Junior Heartland Award. Created at the start of the 2013 season, the Heartland Award was given to one junior player from all Under 9-14s matches. The award was not necessarily given to the best player from the away side, but someone who the home side's coach deemed showed the most sportsmanship, courageousness and determination on the field. This initiative was a huge success, and became something all junior players looked forward to receiving each week.

This year our website had its most successful year to date, with an AFL and Sporting Pulse Report showing a 50% growth in website traffic from January 1 to September 30. Ranked seventh in the Top 50 National Leader Board of football leagues in the country, our website received more than 5 million hits, positioning the WRFL as the number one website for 'highest growth' in metropolitan Melbourne. This is the platform we needed to build on our user engagement for season 2014.

One of the most popular segments from our website this year was our TV content, featuring our Junior TV Show and Legends of the West series. Over six weeks through August to September, Kevin Hillier and Steve Thom went back in time to interview some of the greats of Victorian and WRFL/FDFL football including Barry

Priest, John Lloyd, Len Murphy, Robert McGhie, Terry McGarity, Andrew Gibson and Des Tuddenham. We look forward to presenting a similar series in 2014. Continuing on from the success of 2012, the Junior TV Show was back again for another season, receiving a combined total of more than 4,500 views. Heading down to all junior finals, the WRFL Media team caught up with the players, coaches, volunteers and fans that make the junior competition so great. My

sincere thanks to all those who were willing to be a part of our weekly show, and in particular Lyn McLeod who gave up her Sundays to help co-host the show. Our objective for 2014 is to build on the success of this year's series and to continue to present a professional and perhaps more regular show.

On the airwaves, community radio station WYN FM which presents the Friday night Alan Mance Motors Preview Show, Match of the Day and Bridgestone Match of the Day wrap up show, provided great support to the league through the introduction of digital frequency 90.1FM. No longer relying on copper wire telephone lines, the switch to digital transmission allowed spectators to listen to a live broadcast without the five second delay sustained from the buffering process of the analog system. Kevin Hillier and his dedicated radio team including special comments guru Steve Thom, stat king Andrew Muscat, around the ground reporter Cade Lucas, new kid on the block John McLaurin as well

as Adam Lux would produce the very best Match of the Day broadcast across the region week in week out. My sincere thanks goes out to the radio team and WYN FM President Amber Templeton for their unwavering dedication and support this season.

In a world which is consumed by social media platforms, our social media presence had a 40% increase in the number of fans and followers in both our Facebook and Twitter platforms. With social networking sites becoming a stable way people communicate on a daily basis, the importance of communicating via these platforms is imperative in the way fans and supporters can keep up to date and connect with the league from anywhere, anytime. These social media platforms will continue to grow in importance and hopefully see the development of club Apps to enhance the communication experience of the WRFL's audience even more.

Whilst the WRFL media streams have seen improvement in season 2013, the external media support we receive throughout the football season and indeed leading up to it, is critical to promoting the league and its clubs to our community. We are fortunate to have a number of external media organisations covering the league including community radio station WYN FM, newsgroups such as the Star, Weekly Times and Leader newspaper group as well as commercial radio station SEN 1116 who are a major partner of the league. A special mention must also go to Leader Newspaper sports journalist Luke D'Anello who was this year's winner of the WRFL Media Award. First covering the WRFL in 2011, Luke has become a well respected sports journalist within the western region community and is a worthy recipient of the award.

Finally, thank you to the WRFL team, their support and willingness to assist me in my first year has been invaluable. Congratulations to all premiership teams for season 2013, and I look forward to seeing you at the footy in 2014.

**Kirstie Fitzgerald**  
Media & Communications Officer



# Western Region Football League



**ALBANVALE**  
Location: Robert Bruce Reserve Gould Street DEER PARK



**ALBION**  
Location: JR Parsons Reserve Cnr. Stanford & Wright Streets SUNSHINE



**ALTONA**  
Location: Grant Reserve Sugar Gum Drive ALTONA



**ALTONA JUNIORS**  
Location: Grant Reserve Sugar Gum Drive ALTONA



**BRAYBROOK**  
Location: Pennell Reserve Cnr. Cramwell & Burke Streets BRAYBROOK



**CAROLINE SPRINGS**  
Location: Town Centre Oval The Crossing CAROLINE SPRINGS



**DEER PARK**  
Location: Deer Park Sports Oval Hume Street DEER PARK



**FLEMINGTON JUNIORS**  
Location: JJ Holland Park Kensington Rd KENSINGTON



**GLEN ORDEN**  
Location: Heathdale Oval Cnr. Nightingale & Kookaburra Avenues WERRIBEE



**HOPPERS CROSSING**  
Location: Hogans Road Reserve Hogans Road HOPPERS CROSSING



**LAVERTON MAGPIES**  
Location: Laverton Park Cnr. Merton Street & Hall Avenue LAVERTON



**MANOR LAKES**  
Location: Howqua Road Reserve Howqua Road MANOR LAKES



**NEWPORT POWER**  
Location: Bryan Martyn Oval Market Street NEWPORT



**NORTH FOOTSCRAY**  
Location: Walker Oval Hansen Reserve Roberts Street WEST FOOTSCRAY



**NORTH SUNSHINE**  
Location: Dempster Park Phoenix Street NORTH SUNSHINE



**OLD WESTBOURNE**  
Location: Westbourne School Ground Sayers Road TRUGANINA



**PARKSIDE**  
Location: Merv Hughes Oval (Henry Turner Reserve) Farnsworth Avenue FOOTSCRAY



**P.E.G.S.**  
Location: Penleigh & Essendon Grammar Playing Fields Wright Street KEILOR PARK



**POINT COOK**  
Location: Saltwater Reserve Saltwater Promenade POINT COOK



**PORT MELBOURNE COLTS**  
Location: JL Murphy Reserve Williamstown Road PORT MELBOURNE



**SANCTUARY LAKES**  
Location: Featherbrook Reserve Windorah Drive POINT COOK



**SPOTSWOOD**  
Location: McLean Reserve The Avenue SPOTSWOOD



**ST ALBANS**  
Location: Kings Park Reserve Gillespie Road ST ALBANS



**ST. BERNARDS**  
Location: St Bernards College Beryl Street WEST ESSENDON



**SUNSHINE**  
Location: Kinder Smith Reserve Lily Street BRAYBROOK



**SUNSHINE HEIGHTS**  
Location: Ainsworth Reserve Cnr. Glengala Rd & Vernon Crescent WEST SUNSHINE



**WERRIBEE CENTRALS**  
Location: Galvin Park Shaws Road WERRIBEE



**WERRIBEE DISTRICTS**  
Location: Soldiers Reserve Cnr. College & Duncans Roads WERRIBEE



**WEST FOOTSCRAY**  
Location: Shorten Reserve Cnr. Market & Essex Streets WEST FOOTSCRAY



**WILLIAMSTOWN JUNIORS**  
Location: Bayside College Bayview Street WILLIAMSTOWN



**WYNDHAMVALE**  
Location: Dennis Family Oval Honour Avenue WYNDHAM VALE



**YARRAVILLE SEDDON**  
Location: Yarraville Football Ground Williamstown Road YARRAVILLE

## LEGEND



Club location



W.R.F.L. Office

### Local Government



Brimbank City Council



Hobsons Bay City Council



Hume City Council



Maribyrnong City Council



Melbourne City Council



Melton City Council



Moonee Valley City Council



Moreland City Council



Port Phillip City Council



Wyndham Shire Council

MELTON

WESTERN

Rockbank

Hoppers Crossing

Manor Lakes

Werribee Centrals

Glen Orden

WERRIBEE

Wyndhamvale

Werribee Districts

PRINCES

Little River

Werribee South







# TEAM OF THE YEAR

Division One

## COACH

Brett Jacobs  
(Sunshine)

## CAPTAIN

Tim Jenkins  
(St Albans)

## BACKS:

Joey Halloran  
(Altona)

Sam Hunt  
(Deer Park)

Lucas Hill  
(Sunshine)

## HALF BACKS:

Elliott Wood  
(Spotswood)

Jackson Barling  
(Deer Park)

Steve Kennedy  
(Altona)

## CENTRES:

Brad Sutcliffe  
(Port Melbourne Colts)

Shannan Broadbent  
(Deer Park)

Michael Fogarty  
(Spotswood)

## HALF FORWARDS:

Todd Finco  
(Albion)

Murray Boyd  
(Spotswood)

Kwame McHarg  
(Deer Park)

## FORWARDS:

Christian Elliott  
(Spotswood)

Patrick Wiggins  
(Sunshine)

Tim Jenkins (C)  
(St Albans)

## RUCKS:

Chris Stewart (VC)  
(Deer Park)

Mitch Hahn  
(Sunshine)

Chris O'Keefe  
(Spotswood)

## INTERCHANGE:

Justin Dorward  
(Spotswood)

Marc Dawson  
(St Albans)

Joel West  
(St Albans)

Russell Douglas  
(Sunshine)





# TEAM OF THE YEAR

Division Two

## COACH

Heath Hunter  
(Manor Lakes)

## CAPTAIN

Chris Muratore  
(Parkside)

## BACKS:

Nathan Juegan  
(Parkside)

Liam Sabri  
(Glen Orden)

Ben Stronibrink  
(Glen Orden)

## HALF BACKS:

David Cavanagh (VC)  
(Caroline Springs)

Hayden Templeton  
(Manor Lakes)

Mark Speakman  
(West Footscray)

## CENTRES:

Jessi Lampi  
(Sanctuary Lakes)

Dash Barolli  
(Glen Orden)

Devan Ellis  
(Wyndhamvale Falcons)

## HALF FORWARDS:

Frank Pavez  
(Manor Lakes)

Paul O'Shea  
(Wyndhamvale Falcons)

Keelan Privitera  
(Sunshine Heights)

## FORWARDS:

Ty Priest  
(Manor Lakes)

Damien Yze  
(Glen Orden)

Jordan Lampi  
(Sanctuary Lakes)

## RUCKS:

Andrew Heyde  
(Manor Lakes)

Chris Muratore (C)  
(Parkside)

Jesse Fortune  
(Glen Orden)

## INTERCHANGE:

Charles Hunter  
(Manor Lakes)

Levi Wallace  
(Braybrook)

John Sirianni  
(Albanvale)

Lindon Harris  
(Caroline Springs)



# PREMIERS

## Seniors

### DIVISION ONE (SENIORS)

SPOTSWOOD	5.4-34	10.9-69	12.15-87	14.15-99
<b>DEER PARK</b>	<b>2.1-13</b>	<b>7.3-45</b>	<b>12.4-76</b>	<b>15.10-100</b>

#### SPOTSWOOD

**Goal Kickers:** M. Boyd 3, T. Langlands 2, J. Cloke 2, M. El-Hawli 2, M. Lewis 2, M. Fogarty, M. Fogarty, W. Langlands

**Best Players:** M. Boyd, T. Langlands, L. McGhie, J. Dorward, J. Cloke, M. Fogarty  
**DEER PARK**

**Goal Kickers:** B. Foley 2, H. Ayres 2, S. Broadbent 2, C. Trewin 2, D. Nelson 2, L. Guerra, S. Smith, S. Harrison, K. McHarg, J. Jones

**Best Players:** S. Broadbent, H. Ayres, K. McHarg, J. Barling, M. Townner, S. Harrison

### DIVISION TWO (SENIORS)

<b>GLEN ORDEN</b>	<b>5.2-32</b>	<b>8.4-52</b>	<b>11.8-74</b>	<b>15.12-102</b>
PARKSIDE	1.2-8	4.4-28	5.9-39	8.11-59

#### GLEN ORDEN

**Goal Kickers:** D. Yze 5, J. Zangari 4, A. Yze 2, S. Crea, C. Scudamore, K. Kingsley, J. Fortune

**Best Players:** D. Barolli, R. Bucktin, D. Yze, J. Zangari, C. Scudamore, S. Angelini  
**PARKSIDE**

**Goal Kickers:** M. Khartabil 3, P. Clemente, J. Fowler, N. Bone, B. Ashman, N. Grant

**Best Players:** P. Harris, M. Khartabil, N. Bone, C. Muratore, D. McMahon, I. Bera

### DIVISION ONE (SENIORS)

TEAM	P	W	L	D	F	A	%	PTS
<b>Deer Park</b>	<b>18</b>	<b>16</b>	<b>2</b>	<b>0</b>	<b>2218</b>	<b>975</b>	<b>227.49</b>	<b>64</b>
<b>Spotswood</b>	<b>18</b>	<b>15</b>	<b>3</b>	<b>0</b>	<b>2394</b>	<b>1105</b>	<b>216.65</b>	<b>60</b>
<b>Sunshine</b>	<b>18</b>	<b>14</b>	<b>4</b>	<b>0</b>	<b>1920</b>	<b>1328</b>	<b>144.58</b>	<b>56</b>
<b>Altona</b>	<b>18</b>	<b>13</b>	<b>5</b>	<b>0</b>	<b>2026</b>	<b>1257</b>	<b>161.18</b>	<b>52</b>
<b>St. Albans</b>	<b>18</b>	<b>11</b>	<b>7</b>	<b>0</b>	<b>1855</b>	<b>1387</b>	<b>133.74</b>	<b>44</b>
Hoppers Crossing	18	8	10	0	1715	1641	104.51	32
Port Melbourne Colts	18	5	13	0	1473	1883	78.23	20
Albion	18	4	14	0	1458	2056	70.91	16
Yarraville Seddon Eagles	18	4	14	0	1209	2098	59.63	16
North Footscray	18	0	18	0	667	3205	20.81	0

### DIVISION TWO (SENIORS)

TEAM	P	W	L	D	F	A	%	PTS
<b>Glen Orden</b>	<b>18</b>	<b>17</b>	<b>1</b>	<b>0</b>	<b>2878</b>	<b>795</b>	<b>362.01</b>	<b>68</b>
<b>Parkside</b>	<b>18</b>	<b>16</b>	<b>2</b>	<b>0</b>	<b>2851</b>	<b>682</b>	<b>418.04</b>	<b>64</b>
<b>Manor Lakes</b>	<b>18</b>	<b>15</b>	<b>3</b>	<b>0</b>	<b>2562</b>	<b>1047</b>	<b>244.70</b>	<b>60</b>
<b>Wyndhamvale</b>	<b>18</b>	<b>14</b>	<b>4</b>	<b>0</b>	<b>2053</b>	<b>994</b>	<b>206.54</b>	<b>56</b>
<b>Sunshine Heights</b>	<b>18</b>	<b>10</b>	<b>8</b>	<b>0</b>	<b>1994</b>	<b>1370</b>	<b>145.55</b>	<b>40</b>
Caroline Springs	18	8	10	0	1530	1660	92.17	32
Albanvale	18	8	10	0	1604	1894	84.69	32
Braybrook	18	7	11	0	1550	2226	69.63	28
Sanctuary Lakes	18	6	12	0	1357	2084	65.12	24
West Footscray	18	5	13	0	998	2423	41.19	20
Laverton Magpies	18	1	17	0	957	2502	38.25	4
North Sunshine	18	1	17	0	687	3344	20.54	4



# PREMIERSHIP HISTORY

## Seniors

^^ Division Two (Section Two) competition conducted

### DIVISION ONE (Seniors)

1931	Parkside
1932	Riverside
1933	Parkside
1934	West Footscray
1935	West Footscray
1936	Parkside
1937	Parkside
1938	Spotswood
1939	ICI (Deer Park)
1940	ICI (Deer Park)
1941	ICI (Deer Park)
1942	Braybrook
1943	Kingsville
1944	Braybrook
1945	Braybrook
1946	Braybrook
1947	West Footscray
1948	Parkside
1949	Parkside
1950	Seddon
1951	Parkside
1952	Braybrook
1953	Seddon
1954	Braybrook
1955	Braybrook
1956	Braybrook
1957	Parkside
1958	Spotswood
1959	F&Y Socials
1960	F&Y Socials
1961	F&Y Socials
1962	Parkside
1963	F&Y Socials
1964	Kingsville
1965	Albion
1966	St Albans
1967	Parkside
1968	Spotswood
1969	St Albans
1970	West Footscray
1971	Spotswood
1972	Spotswood
1973	Braybrook
1974	Braybrook

1975	Braybrook
1976	Seddon
1977	Spotswood
1978	North Footscray
1979	Braybrook
1980	North Footscray
1981	Parkside
1982	West Footscray
1983	North Footscray
1984	Spotswood
1985	Albion
1986	Albion
1987	Spotswood
1988	St Albans
1989	St Albans
1990	Spotswood
1991	Seddon
1992	Seddon
1993	Spotswood
1994	Deer Park
1995	Spotswood
1996	Parkside
1997	Yarraville
1998	Port Melbourne Colts
1999	Port Melbourne Colts
2000	Parkside
2001	St Albans
2002	Hoppers Crossing
2003	Parkside
2004	Hoppers Crossing
2005	Port Melbourne Colts
2006	Port Melbourne Colts
2007	Spotswood
2008	Spotswood
2009	Spotswood
2010	Albion
2011	Spotswood
2012	Altona
<b>2013</b>	<b>Deer Park</b>

### DIVISION TWO (Seniors)

1934	Newells
1935	Baptists C of C
1936	Braybrook
1937	South Footscray

1938	North Footscray
1939	Victor Socials
1940	South Footscray
1941	West Footscray
1942	Kingsville
1943	Newport CYMS
1944	Spotswood
1945	Essendon Dist
1946	Essendon Dist
1947	Altona
1948	Spotswood
1949	North Footscray
	6th Melb Scouts^^
1950	Maidstone
1951	Altona
1952-1985 NO COMPETITION	
1986	North Sunshine
1987	E.H.S.E.S
1988	Coburg Districts
1989	Ascot Vale
1990	Port Melbourne Colts
1991	Altona City
1992	Hoppers Crossing
1993	Braybrook
1994	Albion
1995	West Newport
1996	North Melbourne & Kensington
1997	St Albans
1998	Seddon/Yarraville
1999	Braybrook
2000	Yarraville
2001	Seddon/Yarraville
2002	Kensington Hill Hammerheads
2003	North Sunshine
2004	Altona
2005	Altona
2006	Glenorden
2007	West Footscray
2008	Sunshine Heights
2009	Deer Park
2010	North Footscray
2011	Deer Park

2012	Yarraville Seddon Eagles
<b>2013</b>	<b>Glen Orden</b>

### DIVISION 3 (Seniors)

1988	Sunshine Heights
1989	Laverton
1990	Braybrook
1991	Wembley Park
1992	Glenorden
1993	North Melbourne & Kensington
1994	Flemington
1995	Newport
1996	West Newport
1997	Braybrook
1998	Sunshine Heights

### A3 (Open Age)

1978	KYMCA
1979	Kensington
1980	KYMCA
1981	Spotswood
1982	Sunshine YCW
1983	Old Essendon Grammar
1984	E.H.S.E.S
1985	Port Melbourne Colts
1986	NO COMPETITION
1987	Seddon
1988	St Albans
1989	St Albans
1990	St Albans
1991	St Albans
1992	St Albans
1993	St Albans
1994	Albion
1995	St Albans

### A4 (Open Age)

1983	Braybrook
1984	Port Melbourne Colts
1985	Port Melbourne Colts

### A5 (Open Age)

1985	Sunshine YCW
------	--------------





# PREMIERS

Seniors



**Division One (Seniors): DEER PARK**

*Coach: Marc Bullen    Captain: Chris Stewart*



**Division Two (Seniors): GLEN ORDEN**

*Coach: Nick Diker    Captain: Chris Scudamore*



# PREMIERS

## Reserves

### DIVISION ONE (RESERVES)

ALTONA	6.2-38	9.5-59	12.10-82	14.12-96
SUNSHINE	3.0-18	5.0-30	7.1-43	11.3-69

#### ALTONA

**Goal Kickers:** Z. Kadour 3, J. Russo 2, B. Fogarty 2, P. Wilson 2, G. Jenkins, B. El Souki, B. Comeadow, M. Boote, J. Saville

**Best Players:** B. Comeadow, B. Fogarty, M. Boote, A. Freeland, R. Green, N. Leslie

#### SUNSHINE

**Goal Kickers:** J. McInnery 2, D. Foley, D. Glowacki, D. De Santa Ana, J. Donovan, M. Shellie, B. Hodgkin, J. Hedditch, S. Hedditch, D. Moloney

**Best Players:** J. McInnery, D. Moloney, M. Williams, N. Wilkie, J. Donovan, B. Hodgkin

### DIVISION TWO (RESERVES)

PARKSIDE	3.4-22	8.7-55	11.10-76	12.15-87
MANOR LAKES	4.3-27	6.4-40	8.6-54	13.7-85

#### PARKSIDE

**Goal Kickers:** D. Davies 5, J. Franklin 2, K. Hoblos 2, M. Alderman, C. Burns, D. Orchard

**Best Players:** M. Chen, J. Dunstan, D. Davies, J. Rycroft, C. Burns, M. Alderman

#### MANOR LAKES

**Goal Kickers:** M. Davis 4, T. Whiting 3, M. Stratton 2, J. Camilleri, L. Aquilina, D. Sidwell, R. Davis

**Best Players:** J. Ralph, S. Malual, P. Morris, M. Davis, M. Dorricott, C. Wright

### DIVISION ONE (RESERVES)

TEAM	P	W	L	D	F	A	%	PTS
Altona	18	14	4	0	1901	761	249.80	56
Sunshine	18	13	5	0	1758	785	223.95	52
St. Albans	18	13	5	0	1717	859	199.88	52
Deer Park	18	13	5	0	1704	1003	169.89	52
Hoppers Crossing	18	12	6	0	1900	877	216.65	48
Spotswood	18	12	6	0	1730	1087	159.15	48
Port Melbourne Colts	18	7	11	0	1532	1418	108.04	28
Yarraville Seddon Eagles	18	4	14	0	688	1862	36.95	16
Albion	18	2	16	0	467	2777	16.82	8
North Footscray	18	0	18	0	356	2324	15.32	0

### DIVISION TWO (RESERVES)

TEAM	P	W	L	D	F	A	%	PTS
Parkside	18	17	1	0	2354	523	450.10	68
Wyndhamvale	18	16	2	0	1646	520	316.54	64
Manor Lakes	18	14	4	0	1828	759	240.84	56
Albanvale	18	14	4	0	1743	828	210.51	56
Caroline Springs	18	10	8	0	1292	1042	123.99	40
Glen Orden	18	9	9	0	1364	851	160.28	36
Sunshine Heights	18	9	9	0	1212	1062	114.12	36
Sanctuary Lakes	18	6	12	0	970	1319	73.54	24
West Footscray	18	6	12	0	1015	1479	68.63	24
Braybrook	18	5	13	0	821	1640	50.06	20
Laverton Magpies	18	2	16	0	743	1816	40.91	8
North Sunshine	18	0	18	0	169	3318	5.09	0



# PREMIERSHIP HISTORY

## Reserves

### DIVISION ONE (Reserves)

1967	West Footscray
1968	Albion
1969	Spotswood
1970	Albion
1971	Kingsville
1972	Parkside
1973	Parkside
1974	Braybrook
1975	Albion
1976	Albion
1977	Kingsville
1978	Braybrook
1979	Albion
1980	North Footscray
1981	Sunshine YCW
1982	Sunshine YCW
1983	Deer Park
1984	West Footscray
1985	West Footscray
1986	Sunshine YCW
1987	Sunshine YCW
1988	Albion
1989	St Albans

1990	St Albans
1991	Spotswood
1992	St Albans
1993	West Footscray
1994	Parkside
1995	Port Melbourne Colts
1996	Parkside
1997	Yarraville
1998	Port Melbourne Colts
1999	Parkside
2000	Port Melbourne Colts
2001	Spotswood
2002	Spotswood
2003	St Albans
2004	Spotswood
2005	St Albans
2006	Hoppers Crossing
2007	Hoppers Crossing
2008	Sunshine
2009	Albion
2010	Albion
2011	Sunshine
2012	Altona
2013	Altona

### DIVISION TWO (Reserves)

1986	Seddon
1987	East Brunswick
1988	Central Altona
1989	Ascot Vale
1990	North Sunshine
1991	Sunshine Heights
1992	Hoppers Crossing
1993	Central Altona
1994	Sunshine YCW
1995	Sunshine YCW
1996	North Melbourne & Kensington
1997	St Albans
1998	North Footscray
1999	North Footscray
2000	North Sunshine
2001	North Footscray
2002	North Footscray
2003	Glenorden
2004	Glenorden
2005	Altona
2006	Glenorden
2007	West Footscray

2008 North Footscray

2009 Parkside

2010 Albanvale

2011 Parkside

2012 Yarraville Seddon Eagles

2013 Parkside

### DIVISION 3 (Reserves)

1988	Sandridge
1989	RAAF Laverton
1990	A.N.B.Y
1991	Wyndhamvale
1992	Glenorden
1993	Newport
1994	Laverton
1995	Albanvale
1996	Werribee Amateurs
1997	Albanvale
1998	Flemington





## PREMIERS

Reserves



**Division One (Reserves): ALTONA**

*Coach: Aaron Freeland    Captain: Kevin McDonald*



**Division Two (Reserves): PARKSIDE**

*Coach: Paul Tamburro    Captain: Simon Williams*





# PREMIERS

Under 18

## DIVISION ONE (UNDER 18)

HOPPERS CROSSING	1.6-12	3.10-28	9.14-68	17.17-119
ST ALBANS	2.1-13	2.2-14	4.2-26	5.2-32

HOPPERS CROSSING

**Goal Kickers:** D. Strnak 4, M. Appleby 3, J. Grubb 3, L. Henderson 2, J. Shell 2, H. Bray, J. Furniss, M. Maglogiannis

**Best Players:** B. Jago, S. Scolaro, J. Ewer, M. Appleby, N. Jones, L. Furniss

ST. ALBANS

**Goal Kickers:** A. Fawcus 2, J. Mune, D. Farrugia, J. Farrugia

**Best Players:** J. White, K. Chetcuti, S. Ryan, A. Fawcus, B. Kuypers, J. Romeo

## DIVISION ONE (UNDER 18)

TEAM	P	W	L	D	B	FF	F	A	%	PTS
Hoppers Crossing	14	14	0	0	3	1	1786	489	365.24	60
Spotswood	16	10	6	0	2	0	1071	1211	88.44	40
Albion	15	8	7	0	3	0	1032	986	104.67	32
St.Albans	18	8	7	0	3	0	920	916	100.44	32
Deer Park	15	8	7	0	3	0	830	988	84.01	32
Altona	16	5	11	0	2	0	883	1107	79.77	20
Yarraville Seddon Eagles	15	0	15	0	2	0	621	1446	42.95	0

## DIVISION TWO (UNDER 18)

GLEN ORDEN	4.0-24	8.1-49	9.3-57	10.7-67
NEWPORT POWER	2.1-13	3.2-20	8.4-52	9.5-59

GLEN ORDEN

**Goal Kickers:** N. Johnson 4, B. Malual 2, B. James 2, M. Palma, J. Jobson

**Best Players:** N. Johnson, M. Post, G. MacHar, B. Trewin, M. Giles, M. Dowdle

NEWPORT POWER

**Goal Kickers:** W. Taleb 3, A. El Houli 2, A. Khaldi, S. Abdo, T. Hamad, M. Saoud

**Best Players:** W. Nasser, M. Saoud, K. El Houli, S. Abdo, A. El Houli, W. Taleb

## DIVISION TWO (UNDER 18)

TEAM	P	W	L	D	B	F	A	%	PTS
Glen Orden	16	13	2	0	2	1438	550	261.45	52
Hoppers Crossing	16	12	4	0	2	1414	740	191.08	48
Newport Power	15	10	5	0	3	1166	692	168.50	40
West Footscray	15	8	6	0	3	1217	813	149.69	32
Wyndhamvale	15	7	8	0	3	976	781	124.97	28
Caroline Springs	15	2	13	0	3	628	1303	48.20	8
Manor Lakes	16	1	15	0	2	398	2358	16.88	4



# PREMIERSHIP HISTORY

Under 18

## DIVISION ONE (U18)

1936	North Footscray	1966	Spotswood
1937	North Footscray	1967	Spotswood
1938	West Footscray	1968	Seddon
1939	North Footscray	1969	Braybrook
1940	West Footscray	1970	Braybrook
1941	Spotswood	1971	Spotswood
1942	Braybrook	1972	Footscray 4th*
1943	West Footscray	1973	West Footscray*
1944	West Footscray	1974	Albion*
1945	West Footscray	1975	Albion*
1946	Spotswood	1976	Braybrook*
1947	West Footscray	1977	Braybrook*
1948	Newport	1978	Deer Park*
1949	Spotswood	1979	West Footscray*
1950	Spotswood	1980	Spotswood*
1951	Spotswood	1981	Spotswood*
1952	Braybrook	1982	West Footscray*
1953	West Footscray	1983	West Footscray*
1954	West Footscray	1984	Deer Park*
1955	West Footscray	1985	St Albans*
1956	West Footscray	1986	St Albans*
1957	Sunshine	1987	St Albans*
1958	Kingsville	1988	St Albans*
1959	Braybrook	1989	Hoppers Crossing*
1960	Braybrook	1990	Hoppers Crossing*
1961	Braybrook	1991	Spotswood
1962	F&Y Socials		Hoppers Crossing**
1963	West Footscray	1992	Albion
1964	Spotswood	1993	Sunshine YCW
1965	Spotswood	1994	Hoppers Crossing
		1995	Port Melbourne Colts

1996	Port Melbourne Colts
1997	Werribee Juniors
1998	Werribee Juniors
1999	Werribee Juniors
2000	Werribee Juniors
2001	Spotswood
2002	Spotswood
2003	Spotswood
2004	Spotswood
2005	Werribee Juniors
2006	Williamstown Juniors
2007	Altona
2008	Werribee Juniors
2009	Werribee Juniors
2010	Hoppers Crossing
2011	Hoppers Crossing
2012	Hoppers Crossing
2013	Hoppers Crossing

## DIVISION TWO (U18)

1972	Braybrook+
1973	NO COMPETITION
1974	KYMCA+
1975	Parkside+
1976	Yarraville Boys+
1977	A.N.B.Y+
1978	KYMCA+
1979	Parkside+
1980	Sunshine YC+
1981	Wembley Park+
1982	Sunshine YC+

1983	Braybrook+
1984	St Bernards+
1985	A.N.B.Y+
1986	Sunshine Heights+
1987	Hoppers Crossing+
1988	Yarraville Boys++
	St Bernards+
1989	A.N.B.Y++
	North Sunshine+
1990	Albion+
1991-1992	NO COMPETITION
1993	Newport
1994	Seddon
1995	East Brunswick
1996-2004	NO COMPETITION
2005	North Footscray
2006	Albanvale
2007	Altona
2008	Werribee Juniors
	Parkside++
2009	Albion
2010	St Albans
2011	Point Cook
2012	Hoppers Crossing
2013	Glen Orden

\* 18A competition conducted as 17A competition

\*\* Both 18A & 17A competition conducted

(+) 18B competition conducted as 17B competition

(++) 17C competition conducted

^^ Division Two (Section Two) competition conducted





# PREMIERS

Under 18



## Division One (Under 18): HOPPERS CROSSING

*Coach: Brad Murphy    Captain: Blake Jago*



## Division Two (Under 18): GLEN ORDEN

*Coach: John Temuskos    Captain: Jesse Edwards*





# LADDERS

## Juniors

### U16A

TEAM	P	W	L	D	F	A	%	PTS
ALTONA JUNIORS	14	14	0	0	1373	708	193.93	56
ST BERNARD'S	14	8	6	0	1138	1012	112.45	32
HOPPERS CROSSING	14	8	6	0	975	935	104.28	32
SPOTSWOOD	14	6	8	0	975	1035	94.20	24
WERRIBEE DISTRICTS	14	4	10	0	905	1189	76.11	16
WILLIAMSTOWN JNRS	14	2	12	0	833	1320	63.11	8

### U16B

TEAM	P	W	L	D	B	FF	F	A	%	PTS
ALBION	14	11	1	0	2	0	1178	462	254.98	52
ST ALBANS	13	8	3	0	2	1	1239	658	188.30	44
DEER PARK	14	9	4	0	1	0	1199	516	232.36	40
YARRAVILLE SEDDON	14	7	6	0	1	0	915	852	107.39	32
FLEMINGTON JUNIORS	14	4	9	0	1	0	823	944	87.18	20
HOPPERS CROSSING	14	4	9	0	1	0	617	1022	60.37	20
NORTH FOOTSCRAY	13	2	9	0	2	0	297	1308	22.71	16

### U16C

TEAM	P	W	L	D	B	FF	F	A	%	PTS
NEWPORT POWER	14	12	1	0	1	0	1609	521	308.83	52
WYNDHAMVALE	13	12	1	0	0	1	1443	655	220.31	52
ST BERNARD'S	14	10	3	0	1	0	1285	561	229.06	44
ALTONA JUNIORS	14	9	5	0	0	0	1379	704	195.88	36
SANCTUARY LAKES	14	8	5	0	1	0	1191	678	175.66	36
SUNSHINE	14	6	8	0	0	0	1027	1198	85.73	24
GLENORDEN	14	3	10	0	1	0	579	1619	35.76	16
WERRIBEE CENTRALS	14	2	12	0	0	0	616	1399	44.03	8
MANOR LAKES	14	2	12	0	0	0	607	1658	36.61	8
SPOTSWOOD	13	1	12	0	0	0	511	1760	29.03	4

### U15A

TEAM	P	W	L	D	B	FF	F	A	%	PTS
WERRIBEE DISTRICTS	14	11	1	0	2	0	1303	344	378.78	52
YARRAVILLE SEDDON	14	9	3	0	2	0	1372	525	261.33	44
WILLIAMSTOWN JNRS	13	8	3	0	2	1	1164	464	250.86	44
GOLD										
POINT COOK	14	4	8	0	2	0	760	700	108.57	24
DEER PARK	14	2	10	0	2	0	518	1464	35.38	16

### U15B

TEAM	P	W	L	D	B	F	A	%	PTS
WERRIBEE CENTRALS	14	10	2	0	2	829	574	144.43	48
CAROLINE SPRINGS	14	8	4	0	2	1151	632	182.12	40
WILLIAMSTOWN JNRS	14	4	8	0	2	658	978	67.28	24
BLUE									
ALBANVALE	14	3	9	0	2	398	1461	27.24	20
ST ALBANS	13	0	11	0	2	321	1332	24.10	8

### U14A

TEAM	P	W	L	D	F	A	%	PTS
HOPPERS CROSSING	14	14	0	0	1621	381	425.46	56
ST BERNARD'S	14	11	3	0	1221	652	187.27	44
WILLIAMSTOWN JNRS	14	10	4	0	1047	600	174.50	40
SPOTSWOOD	14	9	5	0	1192	923	129.14	36
WERRIBEE DISTRICTS	14	6	8	0	801	1074	74.58	24
CAROLINE SPRINGS	14	3	11	0	600	1136	52.82	12
OLD WESTBOURNE	14	3	11	0	502	1364	36.80	12
ALTONA JUNIORS	14	0	14	0	462	1316	35.11	0

### U14B

TEAM	P	W	L	D	B	FF	F	A	%	PTS
SANCTUARY LAKES	13	10	2	0	1	1	1153	473	243.76	48
WYNDHAMVALE	14	10	2	0	2	0	1073	553	194.03	48
ALBION	14	9	3	0	2	0	1145	663	172.70	44
YARRAVILLE SEDDON	13	7	5	0	1	1	1074	655	163.97	36
POINT COOK	14	4	8	0	2	0	581	787	73.82	24
WERRIBEE CENTRALS	14	3	9	0	2	0	456	1050	43.43	20
FLEMINGTON JUNIORS	14	2	10	0	2	0	507	1029	49.27	16

### U14C

TEAM	P	W	L	D	B	F	A	%	PTS
NEWPORT POWER	14	11	1	0	2	1310	269	486.99	52
SUNSHINE	14	8	4	0	2	661	547	120.84	40
WILLIAMSTOWN JNRS	14	7	5	0	2	595	641	92.82	36
ST BERNARD'S	13	4	7	0	2	617	781	79.00	24
MANOR LAKES	14	4	8	0	2	379	964	39.32	24
HOPPERS CROSSING	14	2	9	0	3	436	802	54.36	20
SPOTSWOOD	14	2	10	0	2	474	1186	39.97	16

### U13A

TEAM	P	W	L	D	B	F	A	%	PTS
WILLIAMSTOWN JNRS	14	13	1	0	0	1446	248	583.06	52
ST BERNARD'S	14	11	2	0	1	1180	309	381.88	48
HOPPERS CROSSING	14	8	6	0	0	1044	666	156.76	32
YARRAVILLE SEDDON	14	7	7	0	0	939	974	96.41	28
POINT COOK	14	4	9	0	1	696	832	83.65	20
WERRIBEE CENTRALS	14	4	10	0	0	664	1187	55.94	16

### U13B

TEAM	P	W	L	D	B	F	A	%	PTS
WERRIBEE DISTRICTS	14	11	2	0	1	1734	339	511.50	48
ST ALBANS	14	8	4	0	2	750	674	111.28	40
OLD WESTBOURNE	14	7	5	0	2	606	663	91.40	36
DEER PARK/ CAROLINE SPRINGS	14	7	6	0	1	617	702	87.89	32
NORTH FOOTSCRAY	14	5	8	0	1	785	1048	74.90	24
ST BERNARD'S	14	5	7	0	2	502	809	62.05	24
WYNDHAMVALE	14	0	11	0	3	154	1269	12.14	12

### U13C

TEAM	P	W	L	D	F	A	%	PTS
ALTONA JUNIORS	14	12	2	0	1347	408	330.15	48
WILLIAMSTOWN JNRS	14	8	6	0	1041	851	122.33	32
ALBANVALE	14	6	8	0	560	907	61.74	24
SUNSHINE	14	6	8	0	607	1117	54.34	24
POINT COOK	14	3	11	0	394	1141	34.53	12
WEST FOOTSCRAY	14	1	13	0	376	1298	28.97	4

### U12A

TEAM	P	W	L	D	B	FF	F	A	%	PTS
CAROLINE SPRINGS	14	12	1	0	1	0	1061	316	335.76	52
SANCTUARY LAKES	14	10	2	0	2	0	826	301	274.42	48
ST BERNARD'S	13	7	4	0	2	1	605	336	180.06	40
ALTONA JUNIORS	14	6	6	0	2	0	532	440	120.91	32
WERRIBEE DISTRICTS	14	6	7	0	1	0	703	356	197.47	28
HOPPERS CROSSING	14	3	10	0	1	0	418	841	49.70	16
OLD WESTBOURNE	13	1	11	0	1	0	133	1266	10.51	8

### U12B

TEAM	P	W	L	D	B	F	A	%	PTS
FLEMINGTON JUNIORS	14	12	1	0	1	678	259	261.78	52
WILLIAMSTOWN JNRS	14	11	2	0	1	847	349	242.69	48
WERRIBEE CENTRALS	14	10	3	0	1	912	275	331.64	44
YARRAVILLE SEDDON	14	6	6	0	2	586	341	171.85	32
ALBION	14	7	6	0	1	440	511	86.11	32
SPOTSWOOD	14	5	8	0	1	536	560	95.71	24
NEWPORT POWER	14	3	10	0	1	380	712	53.37	16
DEER PARK	14	2	11	0	1	155	758	20.45	12
POINT COOK	14	0	13	0	1	101	1292	7.82	4

### U12C

TEAM	P	W	L	D	B	F	A	%	PTS
HOPPERS CROSSING	14	12	0	0	2	976	166	587.95	56
SANCTUARY LAKES	14	8	4	1	1	621	494	125.71	38
MANOR LAKES	14	8	5	0	1	833	463	179.91	36
ST BERNARD'S	14	5	8	0	1	381	599	63.61	24
WYNDHAMVALE	14	4	8	1	1	377	423	89.13	22
WERRIBEE CENTRALS	14	3	9	0	2	212	875	24.23	20
WILLIAMSTOWN JNRS	10	1	7	0	2	169	549	30.78	12

### U11A

TEAM	P	W	L	D	F	A	%	PTS
POINT COOK	14	13	1	0	722	305	236.72	52
WILLIAMSTOWN JNRS	14	11	3	0	819	337	243.03	44
YARRAVILLE SEDDON	14	10	4	0	893	328	272.26	40
CAROLINE SPRINGS	14	9	5	0	722	389	185.60	36
WERRIBEE DISTRICTS	14	6	8	0	419	615	68.13	24
ST BERNARD'S	14	4	9	1	408	622	65.59	18
FLEMINGTON JUNIORS	14	1	12	1	168	876	19.18	6
ALTONA JUNIORS	14	1	13	0	230	909	25.30	4

### U11B

TEAM	P	W	L	D	B	F	A	%	PTS
SUNSHINE	14	11	2	0	1	805	253	318.18	48
PEGS JUNIORS	14	9	4	0	1	568	426	133.33	40
WERRIBEE DISTRICTS	14	7	4	1	2	548	318	172.33	38
FLEMINGTON JUNIORS	14	8	5	0	1	662	338	195.86	36
CAROLINE SPRINGS	14	7	6	0	1	545	359	151.81	32
WILLIAMSTOWN JNRS	14	5	7	1	1	453	529	85.63	26
ST BERNARD'S	14	5	8	0	1	305	579	52.68	24
POINT COOK	14	3	10	0	1	268	752	35.64	16
ALBANVALE	14	0	13	0	1	159	979	16.24	4

### U11C

TEAM	P	W	L	D	B	F	A	%	PTS
HOPPERS CROSSING	14	14	0	0	0	1039	202	514.36	56
SUNSHINE HEIGHTS	14	11	3	0	0	694	271	256.09	44
WYNDHAMVALE	14	10	4	0	0	567	283	200.35	40
WERRIBEE CENTRALS	14	7	6	0	1	408	367	111.17	32
SPOTSWOOD	14	7	6	0	1	343	533	64.35	32
NEWPORT POWER	14	4	10	0	0	314	560	56.07	16
DEER PARK	14	3	10	0	1	230	747	30.79	16
SANCTUARY LAKES	14	0	13	0	1	224	636	35.22	4



# GRAND FINAL RESULTS

## Juniors

### UNDER 16A

ALTONA JUNIORS	9.9-63
HOPPERS CROSSING	3.11-29

#### ALTONA JUNIORS

**Goal Kickers:** Y. El Hawli 3, S. Aburrow 3, B. Chiem, J.

Roache, K. Vasilovski

**Best Players:** I. Corvo, J. Roache, J. Moore, S. Aburrow, B. Chiem, B. Houlihan

#### HOPPERS CROSSING

**Goal Kickers:** J. Fullerton, P. Maglogiannis, M. D'Andrea

**Best Players:** P. Maglogiannis, R. Keegan, H. Fernandez, L. Henderson, J. Grech, R. Buckley

### UNDER 16B

ALBION	1.6-12
ST ALBANS	1.4-10

#### ALBION

**Goal Kickers:** J. Clark

**Best Players:** A. Korsak, J. Clark, J. Leach, C. McPherson, R. Olenik, C. McPherson

#### ST ALBANS

**Goal Kickers:** J. Farrugia

**Best Players:** J. Farrugia, J. Romeo, J. Worsley, H. Moore, A. Briscoe, N. Tabb

### UNDER 16C

NEWPORT POWER	16.8-104
ST BERNARD'S	6.9-45

#### NEWPORT POWER

**Goal Kickers:** A. Gallivan 4, N. Abdo 2, M. Taleb 2, H. Hawli

2, S. Micucci 2, A. Turcinovich, Y. Hassna, J. Lewis, N. Hamad

**Best Players:** N. Hamad, M. Taleb, A. Nafrak, J. Lewis, A.

Gallivan, A. Turcinovich

#### ST BERNARD'S

**Goal Kickers:** A. Cunsolo 2, T. Monaghan, L. Arrowsmith, H.

Jaggard, A. Tsambardas

**Best Players:** L. Arrowsmith, R. Spicer, T. Monaghan, L. Grech, A. Tsambardas, A. Sykes

### UNDER 15A

YARRAVILLE SEDDON EAGLES	2.11-23
WERRIBEE DISTRICTS	3.6-24

#### YARRAVILLE SEDDON EAGLES

**Goal Kickers:** K. Johnson, L. Larizza

**Best Players:** B. Green, B. Williams, L. Murray, M. Madigan, B. Wagland, K. Johnson

#### WERRIBEE DISTRICTS

**Goal Kickers:** J. Russell 2, J. Dundon

**Best Players:** C. O'Malley, J. Dundon, A. Psarros, G. Donnon, J. Russell, J. Pattison

### UNDER 15B

WERRIBEE CENTRALS	8.6-54
CAROLINE SPRINGS	8.7-55

#### WERRIBEE CENTRALS

**Goal Kickers:** J. Despott 2, S. Polden 2, J. Nicholas, C. Rae, C. Allison, A. Clements

**Best Players:** B. Taylor, J. Azzopardi, H. Kilby, D. Chesterman, A. Clements, J. Leggeri

#### CAROLINE SPRINGS

**Goal Kickers:** J. Ives 2, D. Galea 2, S. Lee, S. Cannolo-Jackson, J. Dicarluccio, W. Markovski

**Best Players:** J. Ives, D. Markovski, S. Cannolo-Jackson, K. Turner, W. Markovski, J. Carter

### UNDER 14A

HOPPERS CROSSING	7.4-46
WILLIAMSTOWN JUNIORS	9.6-60

#### HOPPERS CROSSING

**Goal Kickers:** K. Bistisi 4, O. Brett 2, L. Grant

**Best Players:** L. Rainbow, C. Guy, B. Neville, D. Kizan, T. Long, C. Savage

#### WILLIAMSTOWN JUNIORS

**Goal Kickers:** J. McCall 4, J. Lambley 2, C. Gibson 2, B. Parkinson

**Best Players:** H. Jennings, J. McCall, J. Mason, J. Lambley, H. Carter, B. Parkinson

### UNDER 14B

SANCTUARY LAKES	4.12-36
YARRAVILLE SEDDON EAGLES	1.1-7

#### SANCTUARY LAKES

**Goal Kickers:** T. Dawson, J. Nielsen, J. Gatt, A. Edwards

**Best Players:** L. Eliepe, J. Nielsen, J. Gatt, H. Sobing, Y. Getahun, L. Sarikonda

#### YARRAVILLE SEDDON EAGLES

**Goal Kickers:** R. Thomas

**Best Players:** T. Kopa, G. Perry, M. Tsaloukis, K. Sandells, M. Naci, N. Piper

### UNDER 14C

NEWPORT POWER	17.15-117
WILLIAMSTOWN JUNIORS	0.5-5

#### NEWPORT POWER

**Goal Kickers:** Z. Harper 4, B. Johnston 3, A. Kaddour 2, J. Veljanovski 2, J. Hughes 2, M. Barakat, J. Martyn, B. El-Hawli, O. Alkantar

**Best Players:** J. Veljanovski, J. Martyn, O. Alkantar, M. Barakat, B. Johnston, N. Foti

#### WILLIAMSTOWN JUNIORS

**Best Players:** H. Bradley, C. Barnett, W. McKenzie, C. Girvin, K. Jackson, J. Tambourine

### UNDER 13A

WILLIAMSTOWN JUNIORS	1.10-16
ST BERNARD'S	0.3-3

#### WILLIAMSTOWN JUNIORS

**Goal Kickers:** L. Dawson

**Best Players:** M. Dempsey, T. Warner, J. Harrison, S. Georgiou, M. Pereira, L. Dawson

#### ST. BERNARD'S

**Best Players:** L. Juusti, B. Poulter, L. Sholl, X. O'Halloran, L. Drazic, C. Hough

### UNDER 13B

ST ALBANS	2.3-15
WERRIBEE DISTRICTS	11.10-76

#### ST. ALBANS

**Goal Kickers:** J. Krajina, J. Lieu

**Best Players:** J. Korov, J. Krajina, A. Polidano, T. Wandel, C. Malvaso, D. Ciappara

#### WERRIBEE DISTRICTS

**Goal Kickers:** K. Aitken 2, M. Lazaridis 2, C. Thar 2, A. Alabakis, K. Kabbout, E. Milne, Z. McMinn, C. Gilboy

**Best Players:** C. Gilboy, C. Thar, K. Aitken, M. Lazaridis, K. James, D. Drummond

### UNDER 13C

ALTONA JUNIORS	3.3-21
WILLIAMSTOWN JUNIORS	2.5-17

#### ALTONA JUNIORS

**Goal Kickers:** A. Abdulhamid, J. Glowacki, N. Merryfull

**Best Players:** S. Rodwell, J. Glowacki, C. McCracken, T. Haines, M. Rubino, C. Moon

#### WILLIAMSTOWN JUNIORS

**Goal Kickers:** C. Cooper, J. Pelns Ross

**Best Players:** C. Cooper, J. Pattison, F. Christie, J. Pelns Ross, J. Pritchard, M. Demiri

### UNDER 12A

CAROLINE SPRINGS	5.2-32
SANCTUARY LAKES	3.11-29

#### CAROLINE SPRINGS

**Goal Kickers:** J. Moretti 2, S. Kyriazis, L. Dyson, F. Kay

**Best Players:** R. Grech, T. Miceli, L. Dyson, X. Viola, J. Moretti, N. Prodan

#### SANCTUARY LAKES

**Goal Kickers:** D. Henderson, B. Chehade, B. Aquilina

**Best Players:** K. Vo, D. Henderson, J. Mathews, T. Amos, K. Ryan, C. Craig-Peters

### UNDER 12B

FLEMINGTON JUNIORS	2.4-16
WERRIBEE CENTRALS	4.5-29

#### FLEMINGTON JUNIORS

**Goal Kickers:** D. Edwards, M. Height

**Best Players:** D. Edwards, W. Thompson, M. Height, D. Tsotsovis, J. O'Malley, F. O'Neill

#### WERRIBEE CENTRALS

**Goal Kickers:** L. Rzanovski, C. Barker, J. Thomson, J. Clarke

**Best Players:** L. Rzanovski, H. White, C. Linehan, Cunningham, K. Cook, K. Hudson, J. Stephenson

### UNDER 12C

HOPPERS CROSSING	8.13-61
SANCTUARY LAKES	5.6-36

#### HOPPERS CROSSING

**Goal Kickers:** N. Aquilina-Camilleri 3, M. Hell, R. Matthews, N. Koutsogiannis, J. Collier, D. Camilleri

**Best Players:** J. Collier, E. Geelhuizen, R. Matthews, J. Goulet, N. Koutsogiannis, D. Camilleri

#### SANCTUARY LAKES

**Goal Kickers:** B. Walker, J. Galea, D. Rondo, J. Siketa, B. Hayes

**Best Players:** S. Riazati, B. Hayes, Z. Meiers, M. Stratis, T. Newland, J. Galea

### UNDER 11A

YARRAVILLE SEDDON EAGLES	1.4-10
WILLIAMSTOWN JUNIORS	3.4-22

#### YARRAVILLE SEDDON EAGLES

**Goal Kickers:** S. Metcalfe

**Best Players:** S. Metcalfe, P. Pritchard, P. Tsapatis, B. Camillo, L. O'Halloran, A. Salvado

#### WILLIAMSTOWN JUNIORS

**Goal Kickers:** T. Roordinic, L. Conway, L. Downey

**Best Players:** L. Downey, L. Conway, T. Roordinic, J. Ryan, W. Bokma, D. Cutajar

### UNDER 11B

HOPPERS CROSSING	2.10-22
SUNSHINE HEIGHTS	2.1-13

#### HOPPERS CROSSING

**Goal Kickers:** A. Di Pretoro, C. Buckingham

**Best Players:** C. Curnuck, K. Hynes, A. Di Pretoro, D. Boys, C. Buckingham, S. Clifford

#### SUNSHINE HEIGHTS

**Goal Kickers:** B. Abiem, M. Camilleri

**Best Players:** J. Bartolo, H. Tanti, C. Grech-Sacco, B. Abiem, M. Fofana, A. Atem

### UNDER 11C

WERRIBEE DISTRICTS	2.3-15
SUNSHINE	1.7-13

#### WERRIBEE DISTRICTS

**Goal Kickers:** J. Pavlidis 2

**Best Players:** J. Pavlidis, L. Smith, J. Roester, N. Kocet, N. Lewis, A. Horvat

#### SUNSHINE

**Goal Kickers:** J. Millar

**Best Players:** R. McKenzie, A. Patrice, J. Millar, D. Foster, M. Curran, R. Kennedy





**Under 16A - ALTONA JUNIORS:** Captains: Lochlan Allen & Brayden O'Leary Coach: Shaun Ellis



**Under 16B - ALBION:** Captain: James Henzcel Coach: Adam Henzcel



**Under 16C - NEWPORT POWER:** Captain: Mohammed Taleb Coach: Peter Young





# PREMIERS

Juniors



**Under 15A - WERRIBEE DISTRICTS:** Captain: Gavin Donnon Coach: Keenan Reynolds



**Under 15B - CAROLINE SPRINGS:** Captains: Joel Ives & Sam Cannolo-Jackson Coach: Kayne Taylor



**Under 14A - WILLIAMSTOWN JUNIORS:** Captains: Callan Gibson, Blake Parkinson & Harry Jennings Coach: Darren Gibson





**Under 14B - SANCTUARY LAKES:** Captain: Jack Neilson Coach: Derek Gatt



**Under 14C - NEWPORT POWER:** Captains: Adam Kaddour & James Martyn Coach: Wallid Kaddour



**Under 13A - WILLIAMSTOWN JUNIORS:** Captains: Zayne Wallace & Oskar Manton Coach: Glenn Manton





**Under 13B - WERRIBEE DISTRICTS:** Captain: Connor Thar Coach: Luke Wenlock



**Under 13C - ALTONA JUNIORS:** Captain: Taj Haines Coach: Vito Rubino



**Under 12A - CAROLINE SPRINGS:** Captain: Steven Kyriazis Coach: Cameron Taylor





**Under 12B - WERRIBEE CENTRALS:** Captain: Lachlan Rzanovski Coach: Troy Willems



**Under 12C - HOPPERS CROSSING:** Captain: Nathan Koutsogiannis Coach: Wayne Collier



**Under 11A - WILLIAMSTOWN JUNIORS:** Captains: William Bokma, Liam Conway & Edison Pyke Coach: Martin Bokma





# PREMIERS

Juniors



**Under 11B - HOPPERS CROSSING:** Captains: Kane Hynes, Daniel Cahoon & Dylan Boys Coach: Paul Goodman



**Under 11C - WERRIBEE DISTRICTS:** Captains: Jaelen Pavlidis & Jack Bonnett Coach: Andrew Spinks



# JUNIOR PREMIERS

## Under 16A

1954 West Footscray  
1955 FFC 5th XVII  
1956 FFC 5th XVII  
1957 FFC 5th XVII  
1958 FFC 5th XVII  
1959 Spotswood  
1960 Spotswood  
1961 FFC 4ths  
1962 Spotswood  
1963 Spotswood  
1964 Spotswood  
1965 Seddon  
1966 Seddon  
1967 Spotswood  
1968 Spotswood  
1969 Spotswood  
1970 Spotswood  
1971 Altona NBY  
1972-1989 NO COMPETITION  
1990 St Bernards  
1991 Werribee Juniors

1992 Werribee Juniors  
1993 St Bernards  
1994 St Bernards  
1995 St Albans  
1996 St Bernards  
1997 Werribee Juniors  
1998 Werribee Juniors  
1999 St Bernards  
2000 Spotswood  
2001 St Bernards  
2002 Spotswood  
2003 Werribee Juniors  
2004 Werribee Juniors  
2005 Hoppers Crossing  
2006 Altona Juniors  
2007 Werribee Juniors  
2008 St Bernards  
2009 Williamstown Juniors  
2010 Hoppers Crossing  
2011 Altona Juniors  
2012 Williamstown Juniors  
**2013 Altona Juniors**

## Under 16B

1960 Seddon  
1961 Sunshine YC  
1962 F.T.C.O.D  
1963 Braybrook  
1964 North Footscray  
1965 F&Y Socials  
1966 ICI (Deer Park)  
1967 Braybrook  
1968 KYMCA  
1969 Braybrook YCW  
1970 KYMCA  
1971 Parkside  
1972-1990 NO COMPETITION  
1991 Altona City Juniors  
1992 Sunshine YC  
1993 Albanvale  
1994 Spotswood  
1995 Williamstown Juniors  
1996 Yarraville Juniors  
1997 Werribee Juniors  
1998 Sunshine Heights

1999 West Footscray  
2000 Albanvale  
2001 Deer Park  
2002 Sunshine  
2003 Wyndhamvale Juniors  
2004 Hoppers Crossing  
2005 Werribee Juniors  
2006 Werribee Centrals  
2007 St Albans  
2008 Werribee Juniors  
2009 Wyndhamvale Juniors  
2010 Wyndhamvale Juniors  
2011 Albion  
2012 Yarraville Seddon  
**2013 Albion**

## Under 16C

1992 Spotswood  
1993 Williamstown Juniors  
1994 Yarraville Boys  
1995 Seddon  
1996 Rockbank

1997 North Melbourne & Kensington  
1998 Werribee Juniors  
1999 Werribee Juniors  
2000 Werribee Juniors  
2001 Hoppers Crossing  
2002 Albion  
2003 NO COMPETITION  
2004 Western Magpies  
2005 Parkside  
2006 Deer Park  
2007 Werribee Juniors  
2008 Altona Juniors  
2009 Glenorden  
2010 Altona Juniors  
2011 Glenorden  
2012 North Footscray  
**2013 Newport Power**

## Under 16D

1993 Werribee Juniors  
1994 St Albans



# PREMIERS

## Juniors

1995 Hoppers Crossing  
1996-2006 NO COMPETITION  
2007 Williamstown Juniors  
2008 Williamstown Juniors  
2009 Williamstown Juniors  
2010 Williamstown Juniors

### Under 15A

1972 St Pauls  
1973 Spotswood  
1974 Spotswood  
1975 Braybrook  
1976 West Footscray  
1977 West Footscray  
1978 Spotswood  
1979 Spotswood  
1980 Deer Park  
1981 Spotswood  
1982 Deer Park  
1983 St Albans  
1984 St Albans  
1985 St Bernards  
1986 Werribee Juniors  
1987 St Bernards  
1988 Werribee Juniors  
1989 St Bernards  
1990 Melton Juniors  
1991 Werribee Juniors  
1992 Hoppers Crossing  
1993-2010 NO COMPETITION  
2011 Hoppers Crossing  
2012 Hoppers Crossing  
**2013 Werribee Districts**

### Under 15B

1972 West Footscray  
1973 Sunshine  
1974 Yarraville Boys Club  
1975 Parkside  
1976 Crossroads  
1977 Crossroads  
1978 West Footscray  
1979 Parkside  
1980 Seddon  
1981 Wembley Park  
1982 Wembley Park  
1983 Albion  
1984 Hoppers Crossing  
1985 West Footscray  
1986 St Albans  
1987 Deer Park  
1988 North Sunshine  
1989 West Footscray  
1990 Seddon  
1991-2012 NO COMPETITION  
**2013 Caroline Springs**

### Under 15C

1984 West Footscray  
1985 North Footscray  
1986 Wembley Park  
1987 North Melbourne & Kensington  
1988 Braybrook  
1989 Sunshine YCW

### Under 15D

1988 Altona City

### Under 14A

1966 Sunshine  
1967 Spotswood  
1968 Spotswood  
1969 Brooklyn  
1970 Spotswood  
1971 Albion  
1972-1988 NO COMPETITION  
1989 Werribee Juniors  
1990 Werribee Juniors  
1991 Hoppers Crossing  
1992 Albanvale  
1993 St Albans  
1994 St Bernards  
1995 St Bernards  
1996 St Bernards  
1997 Werribee Juniors  
1998 Altona Juniors  
1999 St Bernards  
2000 St Bernards  
2001 Werribee Juniors

2002 Spotswood  
2003 Werribee Juniors  
2004 Altona Juniors  
2005 Werribee Juniors  
2006 St Bernards  
2007 Spotswood  
2008 Williamstown Juniors  
2009 Altona Juniors  
2010 Werribee Juniors  
2011 Hoppers Crossing  
2012 Yarraville Seddon  
**2013 Williamstown Juniors**

### Under 14B

1966 Spotswood  
1967 West Footscray YCW  
1968 Braybrook YCW  
1969 Seddon  
1970 St Albans  
1971 Sunshine  
1972-1990 NO COMPETITION  
1991 Spotswood  
1992 Altona City Juniors  
1993 Glenorden  
1994 Altona City Juniors  
1995 St Albans  
1996 Deer Park  
1997 West Footscray  
1998 Wyndhamvale Juniors  
1999 North Sunshine  
2000 Werribee Juniors  
2001 Western Magpies  
2002 Werribee Juniors  
2003 Wyndhamvale Juniors  
2004 Yarraville Juniors  
2005 Flemington Juniors  
2006 St Albans  
2007 Flemington Juniors  
2008 Caroline Springs  
2009 Deer Park  
2010 Caroline Springs  
2011 Yarraville Seddon  
2012 Deer Park  
**2013 Sanctuary Lakes**

### Under 14C

1991 Flemington  
1992 Newport  
1993 North Sunshine  
1994 West Footscray  
1995 St Albans  
1996 North Sunshine  
1997 North Footscray  
1998 North Footscray  
1999 Flemington Juniors  
2000 St Bernards  
2001 NO COMPETITION  
2002 Hoppers Crossing (White)

2003 Sunshine Heights  
2004 Werribee Centrals  
2005 Western Magpies  
2006 Sunshine  
2007 Glenorden  
2008 North Sunshine  
2009 Glenorden  
2010 Werribee Juniors  
2011 Williamstown Juniors  
2012 Albion  
**2013 Newport Power**

### Under 14D

1993 St Albans (1)  
1994 Werribee Juniors  
1995 Altona City Juniors  
1996 Hoppers Crossing  
1997-2002 NO COMPETITION  
2003 Wyndhamvale Juniors (Gold)  
2004 Altona Juniors  
2005 Glenorden  
2006 St Bernards  
2007 St Bernards  
2008 Point Cook  
2009 St Bernards  
2010 Spotswood

### Under 13A

1972 Braybrook

1973 Braybrook  
1974 Braybrook  
1975 Deer Park  
1976 KYMCA  
1977 Crossroads  
1978 Spotswood  
1979 Crossroads  
1980 Spotswood  
1981 A.N.B.Y  
1982 Parkside  
1983 St Bernards  
1984 St Bernards  
1985 St Bernards  
1986 Werribee Juniors  
1987 St Albans  
1988 Werribee Juniors  
1989 Werribee Juniors  
1990 Hoppers Crossing  
1991 St Albans  
1992 Melton Juniors  
1993-1998 NO COMPETITION  
1999 Hoppers Crossing  
2000 Werribee Juniors Black  
2001 Williamstown Juniors  
2002-2008 NO COMPETITION  
2009 Williamstown Juniors (Yellow)  
2010 Altona Juniors  
2011 Yarraville Seddon  
2012 Williamstown Juniors  
**2013 Williamstown Juniors**

### Under 13B

1972 Yarraville Boys Club  
1973 NO COMPETITION  
1974 Crossroads  
1975 Kingsville YMCA  
1976 Albion  
1977 Sunshine YCW  
1978 Kingsville  
1979 West Footscray  
1980 Seddon  
1981 Seddon  
1982 West Footscray  
1983 St Albans  
1984 Hoppers Crossing  
1985 St Albans  
1986 Parkside  
1987 St Albans  
1988 Albion  
1989 Deer Park  
1990 West Footscray  
1991-2009 NO COMPETITION  
2010 Williamstown Juniors (Blue)  
2011 Point Cook  
2012 Old Westbourne  
**2013 Werribee Districts**

### Under 13C

1984 Williamstown Juniors  
1985 Wembley Park  
1986 Braybrook  
1987 West Footscray  
1988 Port Melbourne Colts  
1989 West Newport Juniors  
1990 North Melbourne & Kensington  
1991-2012 NO COMPETITION  
**2013 Altona Juniors**

### Under 12A

1970 Spotswood  
1971 Braybrook  
1972-1987 NO COMPETITION  
1988 Werribee Juniors  
1989 Hoppers Crossing  
1990 Hoppers Crossing  
1991 Albanvale  
1992 Hoppers Crossing  
1993 Hoppers Crossing  
1994 Werribee Juniors  
1995 Werribee Juniors  
1996 St Bernards  
1997 St Bernards  
1998 St Bernards  
1999 Werribee Juniors  
2000 Spotswood

2001 Werribee Juniors  
2002 Altona Juniors  
2003 Werribee Juniors  
2004 St Bernards  
2005 Williamstown Juniors  
2006 Hoppers Crossing  
2007 Altona Juniors  
2008 Werribee Juniors  
2009 St Bernards  
2010 St Bernards  
2011 Williamstown Juniors  
2012 St Bernards  
**2013 Caroline Springs**

### Under 12B

1991 Deer Park  
1992 St Albans  
1993 Flemington Juniors  
1994 Spotswood  
1995 Seddon  
1996 Wyndhamvale Juniors  
1997 Rockbank  
1998 Hoppers Crossing  
1999 Werribee Juniors  
2000 Hoppers Crossing  
2001 Western Magpies  
2002 Albion  
2003 Albion  
2004 Albanvale  
2005 Port Melbourne Colts  
2006 Albanvale  
2007 Albion  
2008 Deer Park  
2009 St Albans  
2010 Flemington Juniors  
2011 Altona Juniors  
2012 Flemington Juniors  
**2013 Werribee Centrals**

### Under 12C

1991 Altona City Juniors  
1992 Flemington  
1993 East Brunswick  
1994 Seddon  
1995 A.N.B.Y  
1996 Sunshine Heights  
1997 Kealba  
1998 Wyndhamvale Juniors  
1999 Yarraville Juniors  
2000 Western Magpies  
2001 Albion  
2002 Parkside  
2003 North Footscray  
2004 St Bernards  
2005 Deer Park  
2006 Sunshine  
2007 Altona Juniors  
2008 North Footscray  
2009 Caroline Springs  
2010 Glenorden  
2011 Williamstown Juniors  
2012 North Footscray  
**2013 Hoppers Crossing**

### Under 12D

2008 Williamstown Juniors

### Under 11A

1972 KYMCA  
1973 KYMCA  
1974 Spotswood  
1975 Crossroads  
1976 West Footscray  
1977 Albion  
1978 Deer Park  
1979 Albion  
1980 Albion  
1981 St Albans  
1982 St Albans  
1983 St Albans  
1984 Melton Juniors  
1985 St Albans  
1986 St Albans  
1987 Melton Juniors  
1988 Hoppers Crossing  
1989 Hoppers Crossing  
1990 Albanvale  
1991 Hoppers Crossing  
1992 Hoppers Crossing

\*\* Combined WRFL/EDFL competition

1993 Williamstown Juniors  
1994 St Albans  
1995 Altona City Juniors  
1996 Werribee Juniors  
1997 St Bernards  
1998 Altona Juniors  
1999 Williamstown Juniors  
2000 Werribee Juniors Gold  
2001 Werribee Juniors Gold  
2002 Werribee Juniors Blue  
2003 Williamstown Juniors  
2004 Altona Juniors  
2005 Williamstown Juniors  
2006 Altona Juniors  
2007 Williamstown Juniors  
2008 Williamstown Juniors  
2009 St Bernards  
2010 Caroline Springs  
2011 Williamstown Juniors  
2012 Werribee Districts  
**2013 Williamstown Juniors**

### Under 11B

1972 St Pauls  
1973 NO COMPETITION  
1974 Crossroads  
1975 St Albans  
1976 Albion  
1977 Yarraville Boys  
1978 Kingsville  
1979 St Albans  
1980 Deer Park  
1981 St Albans  
1982 St Albans  
1983 St Albans  
1984 Werribee Juniors  
1985 Port Melbourne Colts  
1986 Albion  
1987 Albanvale  
1988 Albion  
1989 Deer Park  
1990 St Albans  
1991 St Albans  
1992-2003 NO COMPETITION  
2004 Werribee Juniors  
2005 Yarraville Juniors  
2006 Old Westbourne  
2007 Hoppers Crossing  
2008 Werribee Juniors  
2009 Yarraville Seddon Eagles  
2010 Hoppers Crossing  
2011 Old Westbourne  
2012 Old Westbourne  
**2013 Hoppers Crossing**

### Under 11C

1984 Sunshine Heights  
1985 Port Melbourne Colts  
1986 St Brendans N.C  
1987 West Newport  
1988 Spotswood  
1989 Wyndhamvale  
1990 Spotswood  
1991-2006 NO COMPETITION  
2007 Altona Juniors  
2008 NO COMPETITION  
2009 Hoppers Crossing  
2010-2012 NO COMPETITION  
**2013 Werribee Districts**

### Under 10A

1978 A.N.B.Y  
1979 Albion

### Under 9A

1980 Deer Oark  
1981 St Albans  
1982 St Albans  
1983 St Albans

### Under 9B

1981 Kingsville  
1982 Melton Bloods  
1983 St Albans

### Youth Girls

2012 St Albans  
**2013 Sunbury\*\***





## PREMIERS

### Youth Girls



St. Albans' Madeline Keryk takes a tough mark in slippery conditions.  
Photo: Darrell Jones.



It's all smiles for these Wyndhamvale Youth Girls as they run out onto the field.  
Photo: Supplied.

#### YOUTH GIRLS

TEAM	P	W	L	D	FF	F	A	%	PTS
St Albans	11	10	1	0	0	756	186	406.45	40
Sunbury	11	9	2	0	0	942	207	455.07	36
Pascoe Vale	11	9	2	0	0	843	255	330.59	36
Wyndhamvale	10	6	4	0	1	552	353	156.37	28
Altona	10	5	5	0	0	347	553	62.75	20
Melbourne University	11	4	7	0	0	291	603	48.26	16
Deer Park	11	3	8	0	0	161	735	21.90	12
Oak Park St Francis	9	1	8	0	0	172	635	27.09	4
Craigieburn	10	0	10	0	0	130	667	19.49	0

#### YOUTH GIRLS GRAND FINAL

St Albans	4.2-26
Sunbury	8.6-54

#### ST ALBANS

**Best Players:** B. Bonnici, M. Keryk, C. Rickman, J. Bartolo

#### SUNBURY

**Best Players:** R. Dardengo, R. Martinuzzo, A. Quigley, R. Thomas-Camassa, A. Shaw, T. Luke



## UNDER 13 GIRLS

Differing slightly to the regular Under 13s competition, the Under 13 Girls division has been modified similar to the Under 9s and 10s, whereby the main focus of the game is based on skill development and participation, rather than keeping score.

This year there were four WRFL clubs who fielded Under 13 Girls teams including Deer Park, Manor Lakes, St. Albans and Melbourne University.



Deer Park and Manor Lakes Under 13 Girls pictured at a special end of year exhibition match. Photo: Kirstie Fitzgerald.

## UNDER 16

### Round 1: WRFL 3.9.27 def by RDFL 7.5.49

Goal Kickers: J. Aburrow 2, H. Abdo  
Best Players: J. Beilby, W. Baird, I. Corvo, A. Korsak, B. Ronke, S. Aburrow

### Round 2: WRFL 6.8.44 def EDFL 3.8.26

Goal Kickers: J. Radovanovic 2, J. Aburrow, L. Henderson, M. Lunedei, I. Corvo  
Best Players: R. Buckley, J. Beilby, J. Sesto, M. Lunedei, B. Ronke, A. Briscoe

## U15 DIVISION 1

### Round 1: WRFL 1.5.11 def by EFL 12.17.89

Goal Kickers: J. Ives  
Best Players: D. Chesterman, J. Robinson, H. Roche, N. Buykx, J. Ives, B. Lester

### Round 2: WRFL 10.11.71 def RDFL 5.4.34

Goal Kickers: B. Razlog 2, H. Roche 2, M. Knezevic 2, L. Beddoe, J. Ives, B. Lester, J. Viojo  
Best Players: H. Roche, M. Knezevic, J. Ives, L. Larizza, B. Lester, N. Buykx

### Round 3: WRFL 5.4.34 def by EDFL 14.10.94

Goal Kickers: J. Robinson, B. Taylor, N. Buykx, B. Razlog, H. Roche  
Best Players: J. Robinson, N. Buykx, B. Lester, M. Knezevic, M. Copley, J. Ives

## U15 DIVISION 2

### Round 1: WRFL 18.17.125 def RDFL 1.4.10

Goal Kickers: J. Fullerton 5, C. Dal Sasso 3, J. Bunting, I. Dardha, D. Wilson, T. Maiava, J. Azzopardi, M. Muscari, L. Di Lizio, J. Rossi  
Best Players: J. Fullerton, J. Rossi, D. Wilson, M. Muscari, J. Bunting, H. Fernandez

### Round 2: WRFL 8.4.52 def by EFL 10.14.74

Goal Kickers: J. Fullerton 2, R. Dodemaide, H. Fernandez, L. Huell, C. O'Malley, J. Rossi, D. Wilson  
Best Players: J. Rossi, S. Cannolo-Jackson, J. Bunting, J. Di Genova, M. Muscari, T. Maiava

### Round 3: WRFL 5.2.32 def by YJFL 19.14.128

Goal Kickers: J. Fullerton 3, K. Dawson, B. James  
Best Players: H. Fernandez, B. James, N. Malkoun, B. Patterson, J. Bunting, D. Wilson

## U14 DIVISION 1

### Round 1: WRFL 7.7.49 def by EFL 13.14.92

Goal Kickers: L. Fogarty 2, B. Johnson 2, J. Gilmore, H. McQuade, B. Saliba  
Best Players: M. Holland, C. Guy, L. Fogarty, B. Grioli, B. Siwek, M. Mazzeo

### Round 2: WRFL 13.13.91 def RDFL 7.7.49

Goal Kickers: B. Johnson 2, K. Hudson 2, C. Guy, J. Gilmore, J. Taylor, J. Neilson, L. Cave, B. Siwek, M. Mazzeo, M. Holland  
Best Players: L. Fogarty, J. Mould, J. Gilmore, B. Johnson, B. Siwek, C. Guy

### Round 3: WRFL 5.13.43 def by EDFL 8.7.55

Goal Kickers: B. Johnson 2, L. Fogarty, B. Parkinson, Z. Busuttill  
Best Players: C. Guy, M. Holland, J. Gilmore, B. Poole, K. Hudson, L. Fogarty



## U14 DIVISION 2

### Round 1: WRFL 14.14.98 def RDFL 5.2.32

Goal Kickers: J. Smith 2, S. Syme 2, T. Kopa 2, B. Croft 2, W. Markovski 2, J. Noonan, T. Roche, J. Dimkovski, C. Carter  
Best Players: S. Syme, D. Kizan, W. Markovski, J. Lambley

### Round 2: WRFL 4.5.29 def by EFL 13.8.88

Goal Kickers: J. Riccardi 2, B. Croft, S. Syme  
Best Players: S. Syme, T. Kopa, G. Perry, J. Riccardi, J. Lambley, J. Tarr

### Round 3: WRFL 5.7.37 def by YJFL 11.18.84

Goal Kickers: T. Kopa, W. Markovski, J. Noonan, L. Smart, B. Smith  
Best Players: T. Kopa, G. Perry, J. Noonan, L. Smart, S. Syme, B. Neville

## UNDER 13

### Round 1: WRFL 6.5.41 def by RDFL 6.8.44

Goal Kickers: B. Khamis 2, T. Cook, C. Thar, D. Torcia, V. Hosking  
Best Players: C. Thar, D. Andrews, B. Khamis, D. Torcia, M. Rubino, A. Maglogiannis

### Round 2: WRFL 6.3.39 def by EDFL 5.11.41

Goal Kickers: D. Torcia 2, O. Manton 2, D. Phillips, B. Khamis  
Best Players: D. Torcia, C. Thar, D. Andrews, L. Farrell, D. Phillips, C. Wall

### Round 3: WRFL 5.4.34 def by EDFL 13.13.91

Goal Kickers: B. Khamis 4, V. Hosking  
Best Players: B. Khamis, M. Rubino, C. Thar, D. Phillips, L. Farrell, A. Tiricola

## UNDER 12

### Round 1: WRFL 10.10.70 def EDFL 5.0.30

Goal Kickers: J. Moretti 3, S. Kyriazis 2, W. Christie, J. Vu, K. Bharathi, L. Rzanovski, A. Manton  
Best Players: J. Kellett, J. Moretti, F. O'Neill, K. Bharathi, L. Rzanovski, L. Rocci

### Round 2: WRFL 15.9.99 def RDFL 1.2.8

Goal Kickers: J. Moretti 3, A. Manton 2, K. Bharathi 2, O. Liberatore 2, C. Craig-Peters 2, Z. Tauali'i, J. Berry, J. Vu, C. Perkins  
Best Players: A. Manton, J. Kellett, C. Perkins, O. Libertore, D. Bolkas, C. Craig-Peters

### Round 3: WRFL 4.13.37 def EDFL 1.6.12

Goal Kickers: Z. Tauali'i, O. Liberatore, S. Kyriazis, M. Chak  
Best Players: S. Kyriazis, C. Perkins, C. Craig-Peters, J. Vu, J. Cahoon

## YOUTH GIRLS

### Round 1: Western 2.3.15 def by YJFL 12.8.80

Goal Kickers: K. Cook 2  
Best Players: B. Bonnici, S. Nyawela, K. Cook, C. Balshaw, P. Cordes, N. Ferres

### Round 2: Western 8.9.57 def NFL 6.3.39

Goal Kickers: K. Cook 4, S. Guastalegname, C. Balshaw, B. Mifsud, M. Koropecjy  
Best Players: B. Eley, C. Balshaw, B. Bonnici, N. Ferres, K. Cook, P. Cordes

### Round 3: Western 3.3.21 def by SEJ 4.10.34

Goal Kickers: C. Balshaw, N. Ferres, B. Mifsud  
Best Players: C. Balshaw, B. Bonnici, N. Ferres, B. Eley, K. Cook, P. Cordes

## INTERLEAGUE BEST PLAYERS

U12	Chris Perkins	Spotswood
U13	Connor Thar	Werribee Districts
U14 Div 1	Marcus Holland	St Bernard's
U14 Div 2	Stephen Syme	Albion
U15 Div 1	Nicholas Buykx	Point Cook
U15 Div 2	Jaii Bunting	Point Cook
U16	James Beilby	Williamstown Juniors
Youth Girls	Brittany Bonnici	St Albans

Under 12 WRFL Interleague Champs.  
Photo: Amy Stokes.





# BEST AND FAIREST

Winners



DIVISION	NAME	CLUB	VOTES
Div 1 Seniors	Chris O'Keefe *	Spotswood	21 votes
	Shannan Broadbent*	Deer Park	
Div 1 Reserves	Brett Miller	Altona	20 votes
Div 1 Under 18	Benjamin Kuypers	St. Albans	19 votes
Div 2 Seniors	Jessi Lampi	Sanctuary Lakes	26 votes
Div 2 Reserves	Marc Raak	Caroline Springs	14 votes
Div 2 Under 18	Nathan Johnson	Glen Orden	17 votes
Under 16A	Brandon Houlihan	Altona Juniors	26 votes
Under 16B	Caleb McPherson	Albion	23 votes
Under 16C	Mohammed Taleb *	Newport Power	24 votes
	Liam Scarborough *	Wyndhamvale	
Under 15A	Nicholas Buykx	Point Cook	17 votes
Under 15B	Benjamin Taylor	Werribee Centrals	24 votes
Under 14A	Jayme Gilmore	Old Westbourne	26 votes
Under 14B	Joshua Mould *	Wyndhamvale	27 votes
	Stephen Syme *	Albion	
Under 14C	Jason Nguyen	Sunshine	20 votes
Under 13A	Daly Andrews	Werribee Centrals	19 votes
Under 13B	Connor Thar	Werribee Districts	31 votes
Under 13C	Michael Rubino	Altona Juniors	30 votes
Under 12A	Jake Moretti	Caroline Springs	21 votes
Under 12B	Chris Perkins	Spotswood	26 votes
Under 12C	Adam Wharemate-Waite	Manor Lakes	19 votes
Under 11A	Massimo D'Ambrosio	Point Cook	20 votes
Under 11B	Kane Hynes	Hoppers Crossing	33 votes
Under 11C	Max Fletcher *	PEGS Juniors	17 votes
	Blair Greenhalgh *	Caroline Springs	
Youth Girls	Brittany Bonnici	St.Albans	15 votes

\*Denotes dual winners



## BEST & FAIREST WINNERS



**BACK ROW L-R:** Brittany Bonnici (St Albans), Stephen Syme (Albion), Joshua Mould (Wyndhamvale), Brett Miller (Altona), Adam Wharemate-Waite (Manor Lakes), Jayme Gilmore (Old Westbourne), Liam Scarborough (Wyndhamvale).

**MIDDLE ROW L-R:** Brandon Houlihan (Altona Juniors), Jason Nguyen (Sunshine), Jake Moretti (Caroline Springs), Marc Raak (Caroline Springs), Nathan Johnson (Glen Orden), Benjamin Kuypers (St Albans), Benjamin Taylor (Werribee Centrals), Caleb McPherson (Albion).

**FRONT ROW L-R:** Daly Andrews (Werribee Centrals), Chris Perkins (Spotswood), Michael Rubino (Altona Juniors), Shannan Broadbent (Deer Park), Chris O'Keefe (Spotswood), Connor Thar (Werribee Districts), Kane Hynes (Hoppers Crossing), Blair Greenhalgh (Caroline Springs), Massimo D'Ambrosio (Point Cook).

**ABSENT:** Jessi Lampi (Sanctuary Lakes), Mohammed Taleb (Newport Power), Nicholas Buykx (Point Cook), Max Fletcher (P.E.G.S)

### DIVISION ONE (Seniors)

1931	A.G Thomson	Footscray Scouts
1932	C. Mathieson	West Footscray
1933	J. Sainsbury	Parkside
1934	F. Barker	6th Melb Scouts
1935	J. Ryan	Seddon
1936	T. Laffan	Parkside
1937	N. Honey	ICI (Deer Park)
1938	J. Flint	West Footscray
1939	H. Dolphin	6th Melb Scouts
1940	K. McGrath	Seddon
1941	E.J. Wilkinson	Seddon
1942	G. McLaren	South Footscray
1943	D. Taylor	6th Melb Scouts
1944	S. Fox	Parkside
1945	R. Cooke	6th Melb Scouts
1946	A. Mathieson	Essendon Districts
1947	R. Jewell	Seddon
1948	H. Mason	Seddon
1949	B. Murray	Parkside*
	B. Brown	Spotswood*
1950	K. Cooke	West Footscray
1951	R. Smith	Seddon
1952	E. Spence	North Footscray
1953	R. Jewell	Seddon
1954	M. Beckett	F & Y Socials
1955	L. Charles	West Footscray
1956	H. Bolger	West Footscray
1957	M. Beckett	F & Y Socials
1958	L. Anderson	Kingsville
1959	L. Charles	West Newport
1960	A. Clough	Seddon
1961	R. Murray	North Footscray
1962	J. Gaylor	Albion
1963	J. Charles	North Footscray
1964	A. Bottomley	West Newport
1965	D. Prior	Albion
1966	G. Saunders	Braybrook
1967	A. McAssey	Spotswood
1968	R. Smithwick	North Footscray
1969	D. Knight	ICI (Deer Park)
1970	R. Beattie	Parkside
1971	T. Flint	North Footscray
1972	G. Gingell	Kingsville
1973	B. Priest	Braybrook
1974	B. Chamberlain	Seddon
1975	B. Priest	Braybrook
1976	D. Brown	Seddon
1977	J. Narres	Deer Park
1978	L. Hawkins	Braybrook
1979	A. Ebeyer	North Footscray
1980	M. Komp	Parkside
1981	J. Blyth	St Albans
1982	G. Hodges	Seddon
1983	R. Peterson	St Albans
1984	M. Hewat	Braybrook
1985	P. Mildenhall	Spotswood
1986	J. Theodoridis	Albion*
	B. Caulfield	Wembley Park*
1987	P. Eudey	Spotswood*
	M. Phelan	West Footscray*
1988	J. Taylor	Albion
1989	G. Brown	Spotswood
1990	S. Moss	Deer Park
1991	S. Moss	Deer Park
1992	D. Pevitt	Spotswood
1993	M. Kriehn	Spotswood
1994	C. McKellin	Deer Park
1995	F. Zoccali	Parkside
1996	M. Frost	Yarraville
1997	M. Frost	Yarraville
1998	A. Venner	Altona
1999	A. Venner	Altona*
	A. Thege	Spotswood*
2000	C. Barker	West Footscray*
	S. Sir	Parkside*
2001	J. Fitzpatrick	St Albans
2002	A. Ibrahim	St Albans
2003	G. McGaw	Hoppers Crossing
2004	D. Galea	Spotswood
2005	S. Arena	St Albans
2006	J. Clarke	Port Melbourne Colts
2007	R. Douglas	Sunshine
2008	B. Julier	Port Melbourne Colts

2009	D. Jacobs	Port Melbourne Colts
2010	T. Jenkins	St Albans
2011	T. Jenkins	St Albans
2012	C. O'Keefe	Spotswood
2013	C. O'Keefe	Spotswood*
	S. Broadbent	Deer Park*

### DIVISION ONE (Reserves)

1967	C. Gibbons	Braybrook
1968	C. Gibbons	Braybrook
1969	R. Simmons	Braybrook
1970	G. Hollingworth	West Footscray
1971	A. (Wal) Saunders	Kingsville
1972	D. Tipping	Braybrook
1973	W. Trusler	Albion
1974	D. Thompson	Seddon
1975	J. Anderson	North Footscray
1976	R. Campbell	Seddon
1977	A. Hall	Albion
1978	J. Barker	Kingsville
1979	B. Hall	West Footscray
1980	P. Hockey	Sunshine YCW
1981	B. Bourke	West Footscray
1982	M. Igoe	Sunshine YCW
1983	D. Nelson	Deer Park
1984	L. Croft	Sunshine YCW
1985	B. Kenny	Kingsville
1986	G. Bate	Albion
1987	A. Hunt	Kingsville*
	Greg Spurling	North Footscray*
1988	G. Bate	Albion
1989	G. Langlands	Spotswood
1990	W. Dalton	Spotswood
1991	D. Scott	Spotswood
1992	L. D'Ambrosio	Seddon
1993	G. Sperling	Kingsville*
	L. D'Ambrosio	Seddon*
1994	P. Michetti	St Albans
1995	R. Patterson	St Albans
1996	G. Sperling	Yarraville
1997	D. Gill	Yarraville
1998	J. Ryan	Port Melbourne Colts
1999	G. Evans	Altona*
	B. McQuade	Port Melbourne Colts*
2000	S. Balshaw	Port Melbourne Colts
2001	G. Evans	Altona
2002	C. Clonan	Hoppers Crossing
2003	B. Franksen	Albion
2004	P. Eudey	Sunshine
2005	J. Scott	St Albans*
	M. Brasher	Albion*
2006	B. Tyquin	Hoppers Crossing
2007	D. Coleman	Spotswood
2008	A. Moore	Albion
2009	M. Burns	Port Melbourne Colts
2010	A. Hodgetts	Altona
2011	M. Ergunen	Spotswood*
	A. Williams	Hoppers Crossing*
2012	B. Miller	Altona
2013	B. Miller	Altona

### DIVISION TWO (Seniors)

1934	A. Self	Baptist
1935	B. Richards	Spotswood
1936	H. Hickey	South Footscray
1937	W. Warden	Kingsville
1938	H. Hickey	South Footscray
1939	G. Tribe	C.S.R
1940	A. King	St Andrews
1941	F. Kenny	Kingsville
1942	H. Hickey	South Footscray
1943	W. Sheehan	Newport CYMS
1944	S. Bell	Yarraville Boys
1945	K. Webb	Sunshine
1946	H. Self	Waratah
1947	S. Wallis	Waratah
1948	W. McKenzie	Vic Socials
1949	G. McCann	Williamstown Rovers*
	A. McVeith	6th Melb Scouts*
1950	K. Wood	Vic Socials
1951	K. Blacker	Williamstown Rovers
1952-1985		No Competition
1986	G. Kelly	Braybrook YCW
1987	G. Davis	A.N.B.Y

\* Tied winner; ^ U17 Competition; # 17C Competition

1988	R. Pereira	Ascot Vale*
	C. Ottenbach	Ascot Vale*
1989	P. Michetti	Sunshine Heights
1990	E. Muench	Port Melbourne Colts
1991	S. Rayment	North Essendon*
	B. Tuppen	West Newport*
1992	P. Quinn	Coburg Districts
1993	D. Page	Albion
1993	S. Rayment	North Essendon
1994	D. Page	Albion*
	M. Sammut	Ascot Vale*
1995	D. Gray	Sunshine YCW
1996	B. Cook	Glenorden
1997	J. Rankin	Coburg Districts
1998	L. D'Ambrosio	Seddon/Yarraville
1999	P. Maynard	North Sunshine*
	S. Carroll	North Sunshine*
2000	K. Robertson	Sunshine Heights
2001	B. Evans	Seddon/Yarraville Club
2002	J. McCallion	Kensington Hill

		Hammerheads
2003	G. Frankel	Deer Park*
	D. Williams	North Footscray*
2004	D. Williams	North Footscray
2005	S. Lane	West Footscray*
	G. Frankel	Deer Park*
2006	R. Telfer	North Sunshine
2007	L. Braun	Braybrook
2008	M. Kennedy	Western Magpies
2009	N. Juegan	Parkside
2010	L. Summers	Deer Park
2011	R. Trajkovski	Deer Park
2012	R. Ford	Parkside
2013	Jessi Lampi	Sanctuary Lakes

### DIVISION TWO (Reserves)

1986	D. Prior	Deer Park
1987	K. Jackson	Sandridge
1988	M. Marmo	Central Altona
1989	J. Vellani	Ascot Vale*
	I. Montomery	Hoppers Crossing*
	P. Robertson	North Sunshine*
1990	M. Flynn	Coburg Districts
1991	L. Bomford	North Essendon
1992	R. Kitchen	Hoppers Crossing
1993	T. Jedrojewski	East Brunswick
1994	S. Ivkovic	Albion
1995	M. Barrett	Fawkner Amateurs
1996	S. Butterworth	Fawkner Amateurs
1997	P. Sheldon	Coburg Districts
1998	P. Russell	Braybrook
1999	T. Danskin	Braybrook
2000	D. Murphy	Glenorden
2001	H. Phan	North Sunshine
2002	H. Phan	North Sunshine
2003	N. Pistikakis	Western Magpies
2004	T. Minutolo	Coburg Districts
2005	A. Hodgetts	Altona
2006	T. Minutolo	Coburg Districts
2007	M. Dolny	Albanvale
2008	M. Dolny	Albanvale
2009	C. Hough	Coburg Districts
2010	P. Growcott	Albanvale
2011	A. Haddara	Parkside*
	P. Growcott	Albanvale*
2012	P. May	Braybrook*
	M. Allouche	Yarraville Seddon Eagles*
2013	M. Raak	Caroline Springs

### DIVISION THREE (Seniors)

1988	M. Williams	Braybrook YCW
1989	J. Crouch	Laverton
1990	A. White	Wyndhamvale
1991	A. White	Wyndhamvale
1992	T. Phillips	Flemington
1993	B. Regan	Wembley Park
1994	S. Zahra	Laverton
1995	P. Barlow	Wembley Park
1996	R. Moloney	West Newport
1997	T. Fulton	Brunswick Amateurs
1998	K. Robertson	Sunshine Heights

### DIVISION THREE (Reserves)

1988	K. Jackson	Sandridge
1989	E. De Francesco	Ascot Vale



\* Tied winner; ^ U17 Competition; # 17C Competition

1990	D. Gaul	A.N.B.Y
1991	D. Sheldrick	North Sunshine
1992	R. Brown	Newport*
	B. Evans	Newlands Coburg*
1993	M. Harris	Wyndhamvale
1994	G. Greaney	North Essendon
1995	M. Hartshorne	Laverton
1996	G. Grist	Laverton*
	J. Darcy	Laverton*
1997	M. Foss	Kealba
1998	S. Dunn	Brunswick Amateurs

### A3 (Open Age)

1978	G. Taylor	KYMCA
1979	C. Davis	Kensington
1980	G. Nuske	Kingsville
1981	T. Rajmajar	Albanvale
1982	T. Rajmajar	Albanvale
1983	A. Lutterschmidt	Old Ess. Grammar
1984	S. Canov	Port Melbourne Colts
1985	E. Muench	Port Melbourne Colts
1986	No Competition	
1987	C. Starr	St Albans
1988	M. Woods	Albion
1989	K. Jackson	Sandridge
1990	H. Peterson	Sandridge*
	T. Trimboli	St Albans*
1991	D. Anderson	Albion
1992	G. Kilty	Ascot Vale
1993	J. Baars	Albion
1994	W. Kennedy	St Albans*
	A. Bradley	RAAF Melbourne*
	M. Walker	RAAF Melbourne*
1995	C. Green	Sunshine YCW

### A4 (Open Age)

1983	B. French	EHSES
1984	D. Barker	Kingsville
1985	F. Cavarella	Nth Dists

### A5 (Open Age)

1985	J. Dearaugo	Albion
------	-------------	--------

### DIVISION ONE (U18)

1936	J. Miller	North Footscray
1937	J. Flint	West Footscray
1938	M. McDonnell	West Footscray
1939	C. McClelland	West Footscray
1940	R. Cooke	North Melb
1941	J. Watters	North Footscray
1942	M. Laffey	West Footscray
1943	A. Mathieson	Combine
1944	L. Reid	Spotswood
1945	M. McPherson	West Footscray
1946	A. Greelish	Spotswood
1947	J.J. Storey	West Footscray
1948	J. Jackson	Sunshine
1949	C. Poole	Newport
1950	E. Whitten	Braybrook
1951	W. Hughes	Spotswood
1952	B. Stockman	West Footscray
1953	F. Soraghan	West Footscray
1954	R. Hempel	Kingsville
1955	D. McLean	F & Y Socials
1956	J. Cairns	Spotswood
1957	A. Saunders	Seddon
1958	F. Ambrosy	WCYMS*
	K. Beamish	North Footscray*
1959	R. Walker	Braybrook
1960	F. Battestella	F & Y Socials
1961	T. Parton	F & Y Socials
1962	D. Doll	F & Y Socials
1963	K. Jackman	West Footscray
1964	H. McCauliffe	Spotswood
1966	N. Ickeringill	Parkside
1967	I. Grossman	North Footscray
1968	R. Cole	F & Y Socials
1969	M. Pokrovsky	St Albans
1970	C. Kinniburgh	West Footscray
1971	W. Bates	Footscray
1972	G. Hester	Spotswood^
1973	J. Ebeyer	North Footscray^
1974	S. Maiola	Albion^
1975	G. Langlands	Spotswood^
1976	L. Girardi	St Albans^
1977	S. Philpott	West Footscray^

1978	G. Considine	Parkside ^
1979	R. Aquilina	Deer Park^
1980	T. Lockwood	Parkside^
1981	B. Tuppen	Yarraville Boys^
1982	S. Ktenidis	Parkside^
1983	A. Torcello	Albion^
1984	A. Williams	Deer Park^
1985	S. Dalli	St Albans^
1986	M. Smyth	Deer Park^
1987	S. Johansen	West Footscray^
1988	J. Bruzzaniti	Spotswood^
1989	A. Walsh	St Albans^
1990	P. Ballan	Werribee Juniors^
1991	R. Musarra	Hoppers Crossing^*
	S. Millo	St Albans^*
1991	D. Crea	North Footscray
1992	J. Perrone	Spotswood
1993	S. Carroll	Sunshine YCW
1994	S. Cobovic	Port Melbourne Colts
1995	J. Orsini	St Albans
1996	P. Battaglia	Hoppers Crossing
1997	C. Simpkin	Sunshine YCW
1998	J. McCabe	Sunshine YCW
1999	R. Cassidy	Altona
2000	M. Caruana	Sunshine Heights
2001	L. Dennerley	Wyndhamvale Juniors
2002	J. Charter	Albanvale
2003	S. Pace	Altona Juniors
2004	M. Cravino	Wyndhamvale Juniors
2005	M. Nicolaidese	Albion/Heights
2006	R. Noye	Spotswood
2007	M. Hardiman	Altona
2008	C. Lawson	Altona
2009	A. Vivoda	Altona
2010	J. McPherson	Albion
2011	M. Poland	Hoppers Crossing
2012	Jessi Lampi	Point Cook
2013	B. Kuypers	St Albans

### DIVISION TWO (U18)

1972	G. Western	Braybrook^
1973	No Competition	
1974	R. Robinson	Kingsville^
1975	T. Fox	Altona North^
1976	G. Murray	Yarraville Boys^
1977	B. Hitch	Sunshine YC^
1978	P. Argus	Sunshine YCW^
1979	M. Croft	Braybrook^
1980	G. Gay	Sunshine Juniors^
1981	J. Mallia	Braybrook^
1982	J. Mallia	Braybrook^
1983	J. Soldatis	Seddon^
1984	P. Hamilton	St Bernards^
1985	D. Deagan	St Brendans^
1986	J. Hobbs	Sunshine Heights^*
	G. Lababidi	Sunshine Heights^*
1987	M. Makhoul	East Brunswick^
1988	S. Bryan	Williamstown United^
	R. Jimeno	Albanvale^#
1989	J. Bouchard	Sunshine YCW^#
	S. Thompson	North Sunshine^
1990	M. Grima	Parkside
1991-1992	No Competition	
1993	A. Saliba	Albion
1994	D. Phelps	Spotswood
1995	S. Maher	Flemington Juniors
1996-2004	No Competition	
2005	M. Ellis	West Footscray/Sunshine
2006	D. Mitchell	Western Magpies*
	A. Maki	Werribee Juniors*
2007	M. Dorricott	Hoppers Crossing
2008	B. Lucas	North Footscray
2009	S. Hudson	Werribee Juniors
2010	J. Cameron	North Sunshine
2011	Jordan Lampi	Point Cook
2012	J. Caterino	Albanvale
2013	N. Johnson	Glen Orden
1954	H. Munro	Sunshine
1955	R. Mills	Sunshine
1956	C. Cruickshank	F & Y Socials
1957	M. Cursors	Kingsville
1958	R. Walker	Braybrook

1959	T. Roach	Sunshine
1960	G. Chalmers	Spotswood
1961	H. Steigler	Sunshine
1962	H. Steigler	Sunshine
1963	R. Spargo	FFC 4th
1964	R. Williams	Spotswood
1965	C. Briscoe	Spotswood
1966	R. Cole	F & Y Socials
1967	P. Welsh	F & Y Socials
1968	D. West	West Footscray
1969	G. Delaland	Sunshine
1970	T. Hudson	Braybrook
1971	F. Mitchell	A.N.B.Y
1972-1989	No Competition	
1990	C. McMahon	East Brunswick
1991	M. Hovey	Werribee Juniors
1992	B. Baarini	Altona City Juniors
1993	L. Saliba	Albion
1994	D. Blake	Werribee Juniors
1995	S. Blake	Werribee Juniors
1996	K. McLeish	Spotswood
1997	W. Foley	Werribee Juniors
1998	J. Krainski	North Sunshine
1999	B. Twomey	Port Melbourne Colts*
	D. Bonnici	St Bernards*
2000	F. Mastropasqua	St Bernards
2001	S. Pace	Altona
2002	C. Koutzamanis	Hoppers Crossing
2003	D. Sablich	Williamstown Juniors*
	M. Wright	Western Magpies*
2004	J. Mather	Werribee Juniors
2005	D. Pace	Altona Juniors
2006	D. Pace	Altona Juniors
2007	J. Fitzpatrick	Wyndhamvale Juniors *
	J. Bailey Buckler	Werribee Juniors*
2008	T. Dean	Werribee Juniors*
	L. Fairley	Williamstown Juniors*
2009	N. Russell	Williamstown Juniors
2010	M. Zahraman	Spotswood
2011	P. Manivong	Altona Juniors
2012	H. Bray	Hoppers Crossing
2013	B. Houlihan	Altona Juniors

### UNDER 16B

1960	R. Wrobowleski	St Albans
1961	M. Mumford	North Footscray
1962	K. Menzies	Footscray Tech
1963	K. Pecrotti	West Newport
1964	R. Farrelly	West Newport
1965	J. Lang	St Albans
1966	J. Lang	St Albans
1967	M. Polrovski	St Albans
1968	M. Polrovski	St Albans
1969	D. Brown	Seddon
1970	R. Ramon	F.T.C.O.B
1971	J. Hassett	St Pauls
1972-1990	No Competition	
1991	C. Liddle	North Melbourne & Kensington
	D. McFerran	St Albans
1992	J. McCutcheon	Altona City Juniors
1993	P. Battaglia	Hoppers Crossing*
1994	S. Tobin	Spotswood*
1995	K. Roach	Albion
1996	C. Cusati	West Footscray
1997	P. Carson	Werribee Juniors*
	D. Fitzpatrick	St Albans*
1998	J. Cook	Albanvale
1999	J. Krainski	North Sunshine
2000	D. Tragias	North Sunshine
2001	T. Bonnett	Port Melbourne Colts
2002	J. Linton	Sunshine
2003	M. Cravino	Wyndhamvale Juniors
2004	N. Richardson	North Footscray
2005	P. Savage	Albion
2006	S. Thurston	West Footscray
2007	J. Ollis	Yarraville Seddon
2008	W. Hosking-Elliott	North Sunshine
2009	K. Klix	North Footscray
2010	C. Craig	Flemington Juniors
2011	L. Knight	Yarraville Seddon*
	E. Yondemli	St Albans*
2012	L. Knight	Yarraville Seddon
2013	C. McPherson	Albion

### UNDER 16C

1992	P. Vincent	Williamstown Juniors
1993	S. Maher	Flemington Juniors
1994	V. Taulufo	A.N.B.Y
1995	N. Hill	Flemington Juniors
1996	A. Davis	Rockbank
1997	J. Lockton	North Melb & Kens
1998	S. Garcia	Laverton
1999	J. Antonello	Werribee Juniors
2000	D. Do	Deer Park
2001	N. Renaut	Werribee Juniors
2002	J. Litchfield	Albion
2003	No Competition	
2004	C. Revell	Yarraville Juniors
2005	B. Cooper	St. Bernards
2006	A. Afewerik	Sunshine*
	A. Gheorgiu	Sunshine*
2007	A. Gilmore	Point Cook
2008	H. Andrew	Sunshine
2009	J. Vella	Sunshine Heights
2010	T. Madden	St Bernard's
2011	J. MacDonald	Glen Orden
2012	M. Howe	Old Westbourne
2013	<b>M. Taleb</b>	<b>Newport Power*</b>
	<b>L. Scarborough</b>	<b>Wyndhamvale*</b>

### UNDER 16D

1993	G. Richardson	Seddon
1994	M. Chansawat	Flemington Juniors
1995	A. Kitchen	Hoppers Crossing
1996-2006		No Competition
2007	D. Krywyn	Wyndhamvale Juniors
2008	L. Larsen	St Bernards
2009	J. Davies	Wyndhamvale Juniors
2010	H. Barnett	Williamstown Juniors

### UNDER 15A

1972	M. Ryan	Seddon
1973	J. Dinatale	Spotswood
1974	T. Crawford	F & Y Socials
1975	D. Hawkins	Braybrook
1976	B. Wilson	Braybrook
1977	M. Croft	Braybrook
1978	R. Brennan	St Albans
1979	V. Diccoco	Spotswood
1980	A. Taylor	Albion
1981	A. Pastore	Spotswood
1982	M. Taylor	Albion
1983	D. Madigan	Deer Park
1984	A. Johnson	St Bernards
1985	S. Kolyniuk	St Albans
1986	F. Tripodo	St Bernards*
	D. Enever	Hoppers Crossing*
1987	A. Robertson	West Footscray
1988	D. Galakos	Melton Juniors
1989	L. Vasallo	St Bernards
1990	P. Sullivan	Hoppers Crossing
1991	C. Karakiozakos	West Newport Juniors
1992	S. Alabacos	Werribee Juniors
1993-2010		No Competition
2011	T. Padgett	Altona Juniors
2012	N. Williams	Hoppers Crossing*
	D. Sulejmani-Blackwell	Williamstown Juniors*
2013	<b>N. Buykx</b>	<b>Point Cook</b>

### UNDER 15B

1972	M. Barker	Parkside
1973	T. Ebeyer	North Footscray
1974	A. Pulcini	North Altona
1975	M. Molony	Kingsville
1976	A. Richards	Yarraville Boys
1977	P. Argus	Sunshine YCW
1978	A. Paschalikis	West Footscray
1979	A. Slattery	Parkside
1980	D. Saunders	Seddon
1981	P. Clarke	Parkside
1982	P. Philpot	West Footscray
1983	J. Aziz	Albion
1984	D. Findlay	Hoppers Crossing
1985	D. Jones	West Footscray
1986	D. Maddern	Albion
1987	P. Mills	St Albans
1988	J. Karagiannis	Albanvale
1989	A. Mills	Yarraville Boys

1990	D. Derich	Altona City Juniors
1991-2012		No Competition
2013	<b>B. Taylor</b>	<b>Werribee Centrals</b>

### UNDER 15C

1984	R. Jovanovski	Seddon
1985	J. Haberman	Port Melbourne Colts
1986	G. Manson	Port Melbourne Colts
1987	A. Kukuljan	North Melb
1988	J. Cuzzupe	Braybrook
1989	R. Scardamaglia	Sunshine YCW
1988	C. Salisbury	Altona City

### UNDER 14A

1966	G. Simmons	Sunshine
1967	D. Brown	Seddon
1968	T. Sgroi	Braybrook
1969	S. Mandics	St Pauls
1970	R. Davidson	West Footscray
1971	B. Burnett	St Pauls
1972-1988		No Competition
1989	D. Carrington	Hoppers Crossing
1990	L. Boehme	West Newport Juniors
1991	L. Saliba	Albion
1992	C. Davis	St Bernards
1993	M. Micallef	Albanvale
1994	M. O'Toole	Albion*
	A. Kitchen	Hoppers Crossing*
1995	M. Rhodes	Albion
1996	M. Asik	Port Melbourne Colts
1997	J. Krainski	North Sunshine
1998	A. Chiu	Altona Juniors
1999	M. Coles	North Footscray
2000	L. Demetriou	Albanvale
2001	J. Spinella	St Bernards
2002	B. Houli	Spotswood
2002	A. Peters	Yarraville Juniors
2003	B. Bonnacci	St Albans
2004	S. Sherlock	Werribee Juniors
2005	J. Carr	Williamstown Juniors
2006	J. Charleston	Spotswood
2007	J. Charleston	Spotswood
2008	C. Matheson	Williamstown Juniors
2009	P. Lenagh	Williamstown Juniors*
	B. Jago	Werribee Juniors*
2010	P. Manivong	Altona Juniors
2011	R. Keegan	Hoppers Crossing
2012	M. Knezevic	Werribee Districts
2013	<b>J. Gilmore</b>	<b>Old Westbourne</b>

### UNDER 14B

1966	J. Craig	Spotswood
1967	V. Mesiti	West Footscray
1968	T. Hudson	Braybrook YCW
1969	G. Rowe	Seddon
1970	J. Ebeyer	North Footscray
1971	L. Wright	Sunshine
1972-1990		No Competition
1991	H. Theodorou	Spotswood
1992	G. Lis	Deer Park
1993	C. Beazley	Altona City Juniors
1994	M. Dean	Yarraville Boys
1995	M. Khoder	East Brunswick
1996	R. Martin	Albion
1997	A. Lika	West Footscray
1998	C. Goulet	St Bernards
1999	M. Formosa	Kealba
2000	E. Sani	Flemington Juniors
2001	D. Ibister	West Footscray
2002	A. Abdo	Albanvale
2003	J. Fortunato	Albanvale*
	S. Sherlock	Werribee Juniors*
2004	J. Attard	Albanvale
2005	C. Moore	Flemington Juniors
2006	I. Muhtarov	St Albans
2007	W. Leveni	Port Melbourne Colts
2008	J. Humphreys	Glen Orden
2009	D. Sloman	Albion
2010	W. Donaldson	Glen Orden
2011	J. Romeo	St Albans
2012	H. Rocke	Flemington Juniors
2013	<b>J. Mould</b>	<b>Wyndhamvale</b>
	<b>S. Syme</b>	<b>Albion</b>

### UNDER 14C

1991	S. Grant	Flemington
1992	S. McGoldrick	Yarraville Boys
1993	S. Haw	North Sunshine
1994	C. Casati	West Footscray
1995	B. Hatty	West Footscray
1996	J. Kranski	North Sunshine
1997	D. DaSilva	North Footscray
1998	D. Ellis	North Footscray
1998	A. Morrow	Werribee Juniors
1999	M. Sani	Flemington Juniors
2000	S. Tucker	Western Magpies
2002	R. Roach	Sunshine Heights
2001	No Competition	
2003	D. Jensen	Sunshine Heights
2004	T. Luong	Braybrook
2005	S. Reilly	Sunshine
2006	M. Eason-Jones	North Footscray
2007	J. Humphreys	Glen Orden
2008	C. Utri	St Bernards
2009	G. Trotman	Sunshine
2010	J. Blake	Sunshine
2011	B. Hodge	Williamstown Juniors
2012	B. Kendall-Coyle	Sunshine
2013	<b>J. Nguyen</b>	<b>Sunshine</b>

### UNDER 14D

1993	S. Attard	St Albans (1)
1994	N. Mallia	Sunshine Heights
1995	R. Jensen	Altona City Juniors
1995	R. Preusker	Kealba Green Gully
1996	A. Shepherd	Hoppers Crossing
1997-2002		No Competition
2003	M. De Luca	Wyndhamvale Juniors
2004	J. Grima	Sunshine
2005	E. Phasey	Point Cook
2006	P. Purukamu	Parkside*
	S. Parker	Flemington Juniors*
2007	S. Georgiovski	Point Cook*
	M. Paoli	St Bernards*
2008	J. Doyle	Flemington Juniors
2009	B. Dimattina	Flemington Juniors
2010	A. Esposito	Werribee Juniors

### YOUTH GIRLS

2012	S. Murphy-Bourke	Altona Juniors
2013	<b>B. Bonnici</b>	<b>St Albans</b>

### UNDER 13A

1972	M. Lynch	Spotswood
1973	L. Girardi	St Albans
1974	B. Wilson	Braybrook
1975	S. Drysdale	Deer Park
1976	A. Yankos	KYMCA
1977	F. Lowden	KYMCA
1978	R. Dimartino	Spotswood
1979	A. Metha	St Albans
1980	G. Mortignago	Kingsville
1981	C. Beck	Deer Park
1982	S. Delli	St Albans
1983	A. Johnston	St Bernards
1984	A. Hailes	Melton Juniors
1985	A. Kukuljan	St Brendans
1986	T. Giarrizzo	Sunshine YCW
1987	W. Smith	Werribee Juniors
1988	R. May	A.N.B.Y
1989	T. Tran	Albanvale
1990	M. Bettin	Albion
1991	D. McLean	West Footscray
1992	K. Haslinger	Glenorden
1993-1998		No Competition
1999	D. Thomas	Hoppers Crossing Blue
1999	J. Barling	Williamstown Juniors
1999	B. Prisma	Werribee Juniors Gold
2000	K. Williams	Hoppers Crossing Blue
2001	B. Houli	Spotswood
2002-2008		No Competition
2009	K. Adams	Yarraville Seddon Eagles
2010	B. Davies	St Bernard's
2011	B. Razlog	Hoppers Crossing
2012	B. Siwek	Werribee Districts
2013	<b>D. Andrews</b>	<b>Werribee Centrals</b>

### UNDER 13B

1972	T. Crawford	F & Y Socials
1973	No Competition	





# BEST & FAIREST

## History

\* Tied winner; ^ U17 Competition; # 17C Competition

1974	C. Knox	Parkside
1975	J. Beasley	Kingsville
1976	C. Pegano	North Footscray
1977	G. Bezzina	St Albans
1978	M. Monty	St Albans
1979	I. Newman	Sunshine YCW
1980	A. Abdulovski	Seddon
1981	D. Madigan	Deer Park
1982	R. Chugg	Kensington
1983	D. Jones	West Footscray
1984	G. Manson	Port Melbourne Colts
1985	P. Mills	St Albans
1986	K. Chu	North Sunshine
1987	T. Tran	St Albans
1988	T. Tran	Albanvale
1989	R. Evans	Melton Juniors
1990	S. Zavalas	West Footscray*
	N. Hill	Deer Park*
1991-2009		No Competition
2011	C. Bond	Caroline Springs
2012	B. Cox	Wyndhamvale*
	J. Lambley	Werribee Centrals*
<b>2013</b>	<b>C. Thar</b>	<b>Werribee Districts</b>

### UNDER 13C

1984	J. Kavanagh	Braybrook
1984	S. Blomeley	North Footscray
1985	S. Brooks	Wembley Park
1986	B. Haviet	Seddon
1987	R. Blomeley	North Footscray
1988	D. Weston	Flemington
1989	L. Boehme	West Newport Juniors
1990	P. Guida	Parkside
1991-2012		No Competition
<b>2013</b>	<b>M. Rubino</b>	<b>Altona Juniors</b>

### UNDER 12A

1970	R. Peterson	St Albans
1971	T. Forbes	Kingsville YCW
1972-1987		No Competition
1988	A. Brown	Deer Park
1989	L. McDonald	Deer Park
1990	S. McGoldrick	Yarraville Boys
1991	B. Power	St Albans
1992	S. Blake	Werribee Juniors
1993	R. O'Keefe	Hoppers Crossing
1994	D. Bonnici	St Bernards
1995	D. Bonnici	St Bernards
1996	K. McKenzie	Altona City Juniors
1997	J. Bingham	Hoppers Crossing
1998	T. Langlands	Spotswood
1999	B. Sutcliffe	Port Melbourne Colts
2000	B. Houli	Spotswood
2001	B. Bonacci	St Albans
2002	C. Ward	Spotswood
2003	J. Carr	Williamstown Juniors
2004	L. Mitchell	St Bernards
2005	J. Charleston	Spotswood
2006	L. Hunter	Williamstown Juniors*
	A. Weaven-Cahill	Williamstown Juniors*
2007	T. Madden	St Bernards*
	O. Abou-Zeid	Spotswood*
2008	P. Manivong	Altona Juniors
2009	C. Daley	Spotswood*
	D. Sulejmani-Blackwell	Williamstown Juniors*
	T. Crennan	Werribee Centrals*
2010	M. Knezevic	Werribee Juniors*
	B. Kitchen	Hoppers Crossing*
2011	L. Fogarty	Spotswood
2012	B. Valastro	Hoppers Crossing
<b>2013</b>	<b>J. Moretti</b>	<b>Caroline Springs</b>

### UNDER 12B

1991	S. Murdoch	Yarraville Boys
1992	S. Attard	St Albans
1993	R. Beazley	Altona City Juniors*
	A. Flavel	Flemington Juniors*
1994	S. Aquilina	Port Melbourne Colts
1995	J. Krainski	North Sunshine
1996	L. Raso	North Sunshine
1997	M. Agius	Rockbank
1998	S. Sayers	Hoppers Crossing
1999	M. Nicolaidis	Sunshine Heights
2000	W. Phillips	Yarraville Juniors
2001	J. Gattellaro	Deer Park

2002	M. De Luca	Wyndhamvale Juniors
2003	T. Finco	Albion*
	C. Robson	St Albans*
2004	S. Moyle	Albion*
	C. Dalton	Albanvale*
2005	W. Leveni	Port Melbourne Colts
2006	L. Maschewski	Albanvale
2007	M. Huckstepp	Caroline Springs
2008	S. Cehic	Caroline Springs
2009	Z. Curmi	Albanvale*
	J. Romeo	St Albans*
2010	M. Galea	Deer Park*
	W. Parker	Newport Power*
2011	L. Andrew	Old Westbourne
2012	R. Vesty	Old Westbourne
<b>2013</b>	<b>C. Perkins</b>	<b>Spotswood</b>

### UNDER 12C

1991	S. Derich	A.N.B.Y
1992	R. Houcher	East Brunswick
1993	R. Houcher	East Brunswick
1994	A. Fonua	Seddon*
	T. Peake	West Footscray*
1995	J. Hughes	A.N.B.Y
1996	S. McKenzie-Eyers	East Brunswick
1997	M. Sani	North Melbourne & Kensington
1998	B. Crossthwaith	Glenorden
1999	S. Tucker	Laverton
2000	A. Proud	Braybrook
2001	J. Tresopolos	Albion
2002	D. Redfern	Braybrook*
	S. Smith	North Footscray*
2003	D. Sawad	North Footscray
2004	B. Miles	Western Magpies
2005	W. Hoskin-Elliott	North Sunshine
2006	R. Turner	Sunshine Heights
2007	B. Dimattina	Flemington Juniors
2008	J. Bennett	North Footscray
2009	E. Kline-Marantelli	St Bernards
2010	X. Cassar	Hoppers Crossing
2011	L. Bentley	Spotswood
2012	K. Bharathi	North Footscray
<b>2013</b>	<b>A. Wharemate-Waite</b>	<b>Manor Lakes</b>

### UNDER 12D

2008	J. Shell	Werribee Juniors
------	----------	------------------

### UNDER 11A

1972	G. Jenwick	Parkside
1973	D. Nelson	Deer Park
1974	A. Yankos	KYMCA*
	A. Newman	Port Melbourne Colts*
1975	S. Moss	Crossroads
1976	G. Lawrence	West Footscray
1977	A. Metha	St Albans
1978	C. Haber	Crossroads
1979	J. Aziz	Albion
1980	M. Jones	Sunshine Juniors
1981	T. Ewer	Deer Park
1982	S. Bishop	St Albans
1983	J. Bouchard	Sunshine YCW
1984	R. Smith	Kingsville
1985	S. Gannon	St Brendans
1986	S. Morgan	Werribee Juniors
1987	M. Christo	Werribee Juniors
1988	L. McDonald	Deer Park
1989	M. Bettin	Albion
1990	N. Hill	Deer Park
1991	R. Houcher	East Brunswick
1992	P. O'Keefe	Hoppers Crossing
1993	P. Carson	Werribee Juniors
1994	C. Foreman	St Albans
1995	T. Monteburano	Hoppers Crossing
1996	S. Meehan	Hoppers Crossing
1997	B. Monteburano	Hoppers Crossing
1998	D. Sablich	Williamstown Juniors
1999	L. Hadji Georgiou	Williamstown Juniors
2000	R. Prissmall	Werribee Juniors
2001	J. Green	Albion
2002	J. Fitzpatrick	Wyndhamvale Juniors
2003	D. Schibeci	Wyndhamvale Juniors
2004	J. Charleston	Spotswood
2005	J. McKenzie	Altona Juniors

2006	M. Boag	St Bernards
2007	P. Manivong	Altona Juniors
2008	J. Menadue	Altona Juniors
2009	A. Bouris	Spotswood
2010	B. Siwek	Werribee Juniors
2011	D. Andrews	Werribee Centrals
2012	J. Kellett	Werribee Districts
<b>2013</b>	<b>M. D'Ambrosio</b>	<b>Point Cook</b>

### UNDER 11B

1972	P. Johns	St Pauls
1973	No Competition	
1974	C. Pagano	North Footscray
1975	J. Noye	Kingsville
1976	D. Moloney	Sunshine YCW
1977	A. O'Hehir	Yarraville Boys
1978	D. Hoy	Parkside
1979	W. Roach	St Albans
1980	C. Bissett	St Albans
1981	M. Mirikillis	Braybrook*
	H. Mirikillis	Braybrook*
1982	M. George	Kingsville
1983	A. Robertson	West Footscray
1984	D. Micallef	St Albans
1985	C. Bubeck	St Albans
1986	P. Guida	Parkside
1987	T.M. Tran	Albanvale
1988	M. Bettin	Albion
1989	S. McGoldrick	Yarraville Boys
1990	D. O'Brien	Sunshine YCW
1991	B. Dallimore	West Footscray
1992-2003		No Competition
2004	A. Anderson	Hoppers Crossing
2005	M. McLaughlin	Caroline Springs
2006	W. Krithararis	Yarraville Juniors
2007	L. Phillips	Yarraville Seddon
2008	L. Scarbrough	Wyndhamvale Juniors
2009	H. Roche	Flemington Juniors
2010	J. Gilmore	Wyndhamvale Juniors
2011	S. Kyriazis	Caroline Springs
2012	A. Karauria-Lunt	Newport Power
<b>2013</b>	<b>K. Hynes</b>	<b>Hoppers Crossing</b>

### UNDER 11C

1984	J. Zukanovic	Braybrook
1985	R. Blomeley	North Footscray
1986	D. Weston	St Brendans
1987	D. Marnell	Yarraville Boys
1988	H. Theodorou	Spotswood
1989	A. Newman	Port Melbourne Colts
1990	J. Carroll	Spotswood
1991-2006		No Competition
2007	B. Redfern	Braybrook
2008	No Competition	
2009	B. Lester	North Footscray
2010-2012		No Competition

### 2013 M. Fletcher B. Greenhalgh

<b>2013</b>	<b>M. Fletcher</b>	<b>PEGS Juniors*</b>
	<b>B. Greenhalgh</b>	<b>Caroline Springs*</b>

### UNDER 10

1978	M. Shepperbottom	Kensington
1979	C. Regan	Albanvale

### UNDER 9A

1980	A. Markovic	Spotswood
1981	J. Bouchard	Sunshine YCW
1982	M. Fitzpatrick	A.N.B.Y*
	R. Smith	Kingsville*
1983	J. Thompson	Kingsville
1984	P. Guida	Parkside
1985	P. Bessell	Parkside
1986	S. Murphy	St Albans

### UNDER 9B

1981	A. Cilmi	Albanvale
1982	B. Johnson	Albanvale*
	J. McCallam	Melton Terriers*
1983	C. Bubeck	St Albans
1984	A. Mahon	Hoppers Crossing
1985	S. Gatt	North Sunshine
1986	N. Geysing	Yarraville Boys



# WRFL AWARDS

## GOAL KICKING AWARDS

### Div 1 Senior

Andrew Gibson Medal	Kwame McHarg	Deer Park	68 Goals
---------------------	--------------	-----------	----------

### Div 1 Reserves

Robert Cavka	Hoppers Crossing	52 Goals
--------------	------------------	----------

### Div 1 U18

Matthew Serafin	Albion	47 Goals
-----------------	--------	----------

### Div 2 Senior

Damien Yze	Glen Orden	126 Goals
------------	------------	-----------

### Div 2 Reserve

Ange Messina	Albanvale	79 Goals
--------------	-----------	----------

### Div 2 U18

Hayden Masson	Glen Orden	52 Goals
---------------	------------	----------

## LEAGUE AWARDS

### Umpire of the Year

Greg Denison	Field Umpire
--------------	--------------

### Umpire of the Year

Josh McMorrow	Boundary Umpire
---------------	-----------------

### Umpire of the Year

Paul Battaglia	Goal Umpire
----------------	-------------

### Club Official of the Year

Liisa Vann	Hoppers Crossing
------------	------------------

### Herb Pascarl Medal

Shannan Broadbent	Deer Park
-------------------	-----------

### Rookie of the Year

Shaun Ross	Spotswood
------------	-----------

### Media Award

Luke D'Anello	Leader Newspaper
---------------	------------------

### Melbourne Injury Lawyer Unsung Hero

Les Stuart	Port Melbourne Colts
------------	----------------------

### SEN Most Valuable Player Award

Chris O'Keefe	Spotswood Football Club
---------------	-------------------------

### AFL Victoria State Volunteer of the Year

Michael Psaila	WRFL Board
----------------	------------

### AFCA Junior Coach of the Year

David Foley	Deer Park Football Club
-------------	-------------------------

### AFCA Youth Coach of the Year

James Nardella	Sunshine Football Club
----------------	------------------------

### AFCA Senior Coach of the Year

Chris O'Keefe	Spotswood Football Club
---------------	-------------------------



Top left: AFCA Junior Coach of the Year David Foley pictured with fellow nominees. Photo: Kirstie Fitzgerald.

Bottom left: Umpires of the Year (L-R) Josh McMorrow, Greg Denison and Paul Battaglia. Photo: Darrell Jones.

Top Right: Division Two Goal Kicker of the Year Damien Yze. Photo: Robyn Bartlett.

Bottom Right: Port Colts' Les Stuart was crowned the Unsung Hero for 2013. Photo: Darrell Jones.





## ADMINISTRATION OF THE YEAR

### Awards

YEAR	NAME	CLUB	YEAR	NAME	CLUB	YEAR	NAME	CLUB
1964	M. McBean	Kingsville	1979	W. Pride	North Footscray	1997	C. O'Donnell	Braybrook
1965	M. Herrick	Seddon	1980	W. Pride	North Footscray	1998	J. Purches	Albanvale
1966	S. Burgoyne	West Footscray		K. Schwartz	Spotswood	1999	C. Wisdom	North Sunshine
	J. Doherty	St Albans	1981	W. Pride	North Footscray	2000	M. Payne	Sunshine YCW
1967	M. Herrick	Seddon	1982	T. Currie	Deer Park	2001	L. Caithness	Wyndhamvale Juniors
1968	M. McBean	Kingsville	1983	W. Pride	North Footscray	2002	A. Nimmo	Yarraville Juniors
1969	N. O'Connor	Parkside	1984	P. Mulgrew	St Brendans	2003	P. Sandlant	Werribee Juniors
1970	R. Fella	West Footscray	1985	M. Laffin	Sunshine YCW	2004	M. Overman	St Bernards
	J. Arnell	Braybrook	1986	D. Carter	Yarraville Boys	2005	L. Morgan	Altona
1971	D. Wragg	KYMCA	1987	B. Curry	Spotswood	2006	S. Kennedy	Coburg Districts
1972	D. Baker	Crossroads	1988	A. Wright	Albion	2007	P. Snow	Port Melbourne Colts
	B. Ward	Yarraville Boys	1989	R. Barr	Sunshine YCW	2008	R. Eldridge	North Footscray
1973	D. Moore	Kingsville	1990	M. McDonald	Port Melbourne Colts	2009	S. Ager	North Sunshine
1974	D. Mills	Albion	1991	A. Hales	Seddon	2010	T. White	Caroline Springs
	B. Ward	Yarraville Boys	1992	M. Schwartz	Sunshine YCW	2011	S. Tessari	Wyndhamvale
1975	B. Ward	Yarraville Boys	1993	S. Cadman	Nth Melb & Kensington	2012	V. Sposato	Sunshine Heights
1976	D. Mills	Albion	1994	P. Evans	Altona City Juniors	<b>2013</b>	<b>L. Vann</b>	<b>Hoppers Crossing</b>
1977	C. McDougal	Crossroads	1995	M. Penaluna	Port Melbourne Colts			
1978	D. Sampson	KYMCA	1996	J. Bunting	Spotswood			



## AFL VICTORIA

### Recognition Awards

YEAR	NAME	CLUB	YEAR	NAME	CLUB	YEAR	NAME	CLUB
1982	John Huntington	FDL	1992	Thelma Angwin	Executive	2001	Arthur Wright	Albion/Executive
1983	Doug Mills	Executive	1993	Vern Smithwick	Executive	2002	Herbert Turner	Executive
1984	Graham Saville	Umpires	1994	Michael Schwartz	FDL	2003	Mark McDonald	Independent Hearing Committee
1985	Les Knight	FDL	1994	Des Barnard	St Albans			
1986	Ron Angwin	Executive	1995	Jeff Bunting	Spotswood	2004	James Lee	Parkside
1987	Trevor Grant	FDL	1996	Peter Bell	Williamstown Juniors	2005	Ray O'Hara	Yarraville Seddon
1988	Gordon Watt	Executive	1997	Ian Buckingham	Hoppers Crossing	2006	Steve Kennedy	Coburg Districts
1989	Rex Swann (OAM)	Executive	1998	Pam Evans	Executive	2009	Dale Sayner	Tribunal
1990	Alan Smith	Executive	1999	John McLeod	Deer Park	<b>2013</b>	<b>Michael Psaila</b>	<b>Executive</b>
1991	Vic Roach	Executive	2000	Patrick Hinds	Spotswood			



## 300 GAME LIFE MEMBERSHIP

On July 15, the WRFL Board established a sub-committee to advise it on the new 300 Game category of Life Membership.

The new category is intended to recognise those players and umpires who have given long participation service over an extended period and who may not otherwise qualify for Life Membership of the league.

Nominations were evaluated and researched by a sub-committee chaired by Spotswood legend and 2010 AFL Victoria Volunteer of the Year recipient Len Murphy. Other members of the sub-committee included Jim Lee from Parkside Football Club who has been involved with the FDL/WRFL for more than 50 years, Terry O'Donnell from the WRFL Umpires Association who has been involved as an umpires advocate for over 30 years, and Barry Priest from Braybrook, after whom the league's Best and Fairest award is named.



*The new 300 Game Life Membership Inductees (L-R): John Sutton, Glen Thompson, Brett McQuade, Len Murphy and Gavin Langlands.*

This year, four men were inducted as the league's inaugural 300 Game Life Members-Gavin Langlands (Spotswood), Brett McQuade (Port Melbourne Colts), John Sutton (Kingsville/Umpires) and Glen Thompson (Seddon/Umpires).

### STATEMENT BY INDEPENDENT AUDITOR

We have audited the accompanying financial report, being a special purpose financial report, comprising the balance sheet as at 31 October 2013, the income and expenditure statement for the year then ended, the cash flow statement for the year then ended, a summary of significant accounting policies and other explanatory information of the Western Region Football League Inc and the Statement by Executive Board Members.

#### Board of Management responsibility for the financial report

The Board of Management is responsible for the preparation and fair presentation of the financial report in accordance with the applicable financial reporting framework, and for such internal control as it determines is necessary to enable the preparation of the financial report that is free from material misstatement, whether due to fraud or error. The board has determined that the accounting policies described in Note 1 to the financial statements, which form part of the financial report are appropriate to meet financial reporting requirements and the needs of the members.

The financial records kept by the Western Region Football League Inc are such as to enable financial statements to be prepared in accordance with Australian Accounting Standards.

#### Auditor's responsibility

My responsibility is to express an opinion on the financial report based on my audit. I have conducted my audit of the financial report in order to express an opinion on it to the members.

I disclaim any assumption of responsibility for any reliance on this report, or on the financial statements to which it relates, to any person other than the members, or for any purpose other than that for which it was prepared.

My audit has been conducted in accordance with Australian Auditing Standards. These standards require that I comply with relevant ethical requirements relating to audit engagements, and plan and perform the audit to obtain reasonable assurance about whether the financial report is free from material misstatement.

An audit involves performing procedures to obtain audit evidence about the amounts and disclosures in the financial report. The procedures selected depend on the auditor's judgement, including the assessment of risks of material misstatement of the financial report, whether due to fraud or error. In making those risk assessments, the auditor considers internal control relevant to management's preparation and fair presentation of the financial report in order to

design audit procedures that are appropriate in the circumstances, but not for the purpose of expressing an opinion of the effectiveness of management's internal control. An audit also includes evaluating the appropriateness of accounting policies used and the reasonableness of accounting estimates made by the management, as well as evaluating the overall presentation of the financial report.

I believe that the audit evidence I have obtained is sufficient and appropriate to provide a basis for my audit opinion.

#### Electronic publication of the audited financial report

It is our understanding that the Western Region Football League Inc intends to electronically present the audited financial report and auditor's report on its internet website. Responsibility for the electronic presentation of the financial report on the Western Region Football League Inc website is that of those charged with governance of the Western Region Football League Inc. The security and controls over information on the website should be addressed by the Western Region Football League Inc to maintain the integrity of the data presented. The examination of the controls over the electronic presentation of audited financial report on the Western Region Football League Inc website is beyond the scope of the audit of the financial report.

#### Auditor's Opinion

In my opinion the financial report of the Western Region Football League Inc presents a true and fair view, in all material respects, of the financial position as at 31 October 2013 and its financial performance and cash flows for the year then ended on that date and complies with applicable Australian Accounting Standards.

#### Basis of accounting

Without modifying our opinion, we draw attention to Note 1 to the financial report, which describes the basis of accounting. The financial report has been prepared for the purpose of fulfilling Executive Board Member reporting responsibilities. As a result, the financial report may not be suitable for another purpose.



**Grant Plozza**

Accountant, CPA, No 1415249. GP Business Solutions Pty Ltd  
18<sup>th</sup> November 2013.

### STATEMENT BY EXECUTIVE BOARD MEMBERS


The Board has determined that the association is not a reporting entity and that this special purpose financial report has been prepared in accordance with the accounting policies outlined in Note 1 to the financial statements.

In the opinion of the Board the financial report (five pages, including notes attached):


- Presents a true and fair view of the financial position of the Western Region Football League Incorporated as at 31 October 2013, and its performance for the year ended on that date in accordance with Note 1 to the financial statements.

- At the date of this statement, there are reasonable grounds to believe that the Western Region Football League will be able to pay its debts as and when they fall due.

This statement is made in accordance with a resolution of the board and is signed for on behalf of the board by:



**Bruce Mildenhall**  
Meeting Chairman  
18<sup>th</sup> November 2012



**Dominic Drenen**  
Treasurer  
18<sup>th</sup> November 2012





# FINANCIAL REPORT

2012 - 2013

## BALANCE SHEET

AS AT 31 OCTOBER 2013

### ASSETS

Current Assets:

Cash On Hand

Investments

Trade Debtors

Other Current Debtors

**Total Current Assets**

Other Assets:

Prepayments

Stock of Footballs & Medals

**Total Other Assets**

### NON-CURRENT ASSETS

Office Equipment

Motor Vehicles

Computer Equipment

Leasehold improvements

Furniture & Fittings

Assets Held for Club use

Umpires' Training Equipment

**Total Non-Current Assets**

**Total Assets**

### LIABILITIES

Current Liabilities:

Creditors and Accruals

GST Liabilities

EJ Whitten Foundation Clearing account

Trainers Association Clearing account

Payroll Liabilities

Provision for Annual Leave

Bank Loan

**Total Current Liabilities**

### NON-CURRENT LIABILITIES

Fidelity Bond Holders

Club & Player Bonds

Bank Loan

**Total Long-Term Liabilities**

**Total Liabilities**

**NET ASSETS**

### EQUITY

Retained Earnings

Current Year Surplus (Deficit)

Asset Revaluation Reserve

**Total Equity**

Note 2

2013 \$	2012 \$
36,413	8,242
287,109	326,234
121,421	98,979
0	3,936
<b>444,944</b>	<b>437,391</b>
8,748	8,715
7,932	9,912
<b>16,680</b>	<b>18,627</b>
14,606	16,594
27,911	18,609
1,460	2,433
43,535	44,466
3,060	3,550
29,612	32,903
497	0
<b>120,682</b>	<b>118,556</b>
<b>582,305</b>	<b>574,573</b>
53,611	50,131
(5,610)	(2,159)
10,078	2,219
4,000	0
9,246	8,783
28,672	29,387
5,662	1,211
<b>105,658</b>	<b>89,573</b>
26,500	25,500
0	0
8171	0
<b>34,671</b>	<b>25,500</b>
<b>140,329</b>	<b>115,073</b>
<b>441,976</b>	<b>459,500</b>
450,500	473,690
(17,524)	(23,190)
9,000	9,000
<b>441,976</b>	<b>459,500</b>



# FINANCIAL REPORT

2012 - 2013

## INCOME & EXPENDITURE STATEMENT

FOR THE YEAR ENDED 31 OCTOBER 2013

	2013 \$	2012 \$
<b>INCOME</b>		
Properties Division sales	531,703	439,842
Cost of Sales	464,238	389,516
<b>Properties Division Gross Surplus</b>	<b>67,465</b>	<b>50,326</b>
<b>OTHER INCOME</b>		
AFL Victoria	39,177	40,000
Commissions	8,317	5,983
Finals	255,582	239,518
Footy Record Advertising	5,523	5,000
Functions	10,945	9,014
Interest Received	9,970	19,555
Junior Interleague	27,275	30,638
Management Fees - Affiliation	195,200	199,556
Management Fees - Insurance	110,640	106,480
Management Fees - Records	31,000	28,989
Management Fees - Umpires	382,368	357,715
Management Fees - Functions	24,160	19,890
Other Income	152	5
Photography Sales	705	586
Penalties & Fines	26,815	26,750
Profit/(loss) on sale of assets	(195)	(930)
Program Income	3,136	9,045
Sponsorship	173,425	185,337
Umpires - External Hire Income	17,615	14,147
Website Income	8,971	3,432
Women's Foundation	0	0
Income attributable to previous years	998	3,896
<b>TOTAL INCOME</b>	<b>1,399,247</b>	<b>1,354,933</b>
<b>OPERATING EXPENSES</b>		
<b>Football Expenses:</b>		
Advertising	0	0
Awards	4,844	4,369
Club Development	10,179	125
Finals	166,240	150,096
Footy Records	33,562	30,747
Insurance - Football	96,122	86,737
Interleague - Junior	31,328	34,493
Investigation expenses	500	900
Junior Development	0	200
Junior Fun Day	13	0
Printing & Stationery	4,458	6,201
Program Expenses	3,835	9,741
Trainers Courses	0	273
Tribunal	3,340	4,914
Umpires	400,548	374,337
Umpires - External Hire Expenses	15,820	13,131
Expenses attributable to previous years	509	1,377
	771,299	717,643
<b>Non Football Expenses:</b>		
Admin. & Compliance Expenses	21,864	42,242
Computer & IT Expenses	12,199	13,414
Depreciation	18,705	16,499
Facility Expenses	30,803	32,111
Functions	45,176	40,429
General Operating Expenses	60,644	60,037
Media & Marketing Expenses	28,727	30,036
Meeting Expenses	10,488	10,375
Sponsorship Costs	9,748	14,174
Staff Expenses	407,119	401,163
	645,473	660,480
<b>TOTAL OPERATING EXPENSES</b>	<b>1,416,771</b>	<b>1,378,123</b>
<b>OPERATING SURPLUS / (DEFICIT)</b>	<b>(17,524)</b>	<b>(23,190)</b>





# FINANCIAL REPORT

2012 - 2013

## CASH FLOW STATEMENT

FOR THE YEAR ENDED 31 OCTOBER 2013

### CASH FLOWS FROM THE OPERATING ACTIVITIES

Cash Receipts in the course of operations  
Interest received  
Cash Payments in the course of operations

Net cash provided by / (used in) operating activities

### CASH FLOWS FROM INVESTING ACTIVITIES

Payments for assets  
Receipts for sale of assets

Net cash provided by / (used in) investing activities

Net increase / (decrease) in cash held

Cash at beginning of financial year

Cash at end of financial year

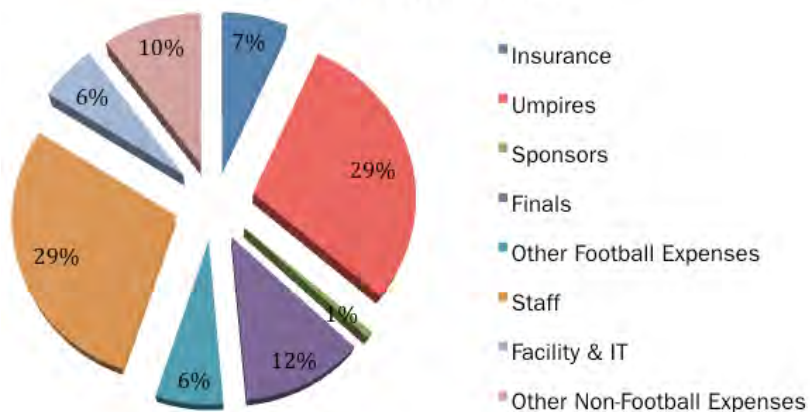
Note 4

2013 \$	2012 \$
1,943,329	1,758,445
9,956	19,555
(1,943,213)	(1,929,219)
<b>10,072</b>	<b>(151,219)</b>
(38,026)	(50,207)
17,000	700
(21,026)	(49,507)
<b>(10,954)</b>	<b>(200,726)</b>
334,476	535,202
<b>323,522</b>	<b>334,476</b>

## 2012-2013 INCOME



## 2012-2013 EXPENSES



### NOTES TO AND FORMING PART OF THE FINANCIAL STATEMENTS

FOR YEAR ENDED 31 OCTOBER 2013

#### 1. SUMMARY OF SIGNIFICANT ACCOUNTING POLICIES

These financial statements are a special purpose financial report prepared in order to satisfy the financial reporting requirements of the Associations Incorporation Act 1981, for use by the members of the League and to fulfil the board's requirements to prepare financial statements.

The financial statements have been prepared in accordance with the requirements of the Associations Incorporation Act 1981 and the following Accounting Standards:

AASB 101	Presentation of Financial Statements
AASB 107	Cash Flow Statements
AASB 108	Accounting Policies, Changes in Accounting Estimates and Errors
AASB 110	Events after the Reporting Period
AASB 116	Property, Plant and Equipment
AASB 117	Leases
AASB 118	Revenue
AASB 1031	Materiality

No other applicable Accounting Standards, Australian Accounting Interpretations or other authoritative pronouncements of the Australian Accounting Standards Board have been applied. The financial statements have been prepared on an accruals basis and are based on historic costs and do not take into account changing money values or, except where specifically stated, current valuations. The financial statements have been prepared on a going concern basis.

The following significant accounting policies have been adopted in the preparation of these financial statements and consistently applied to all periods covered.

#### PROPERTY, PLANT & EQUIPMENT

Items of property, plant and equipment are carried at cost or fair value less, where applicable, any accumulated depreciation and impairment loss. Subsequent costs are included in the asset's carrying amount or recognised as a separate asset, as appropriate, only when it is probable that future economic benefits associated with the item will flow to the association and the cost of the item can be measured reliably. All other repairs and maintenance are charged to the income and expenditure statement during the financial period in which they are incurred.

Gains and losses on disposal of an item of property, plant & equipment are determined by comparing the proceeds from disposal with the carrying amount, and are recognised net within other income in the income and expenditure statement.

#### DEPRECIATION

Depreciation is calculated on the depreciable amount of all fixed assets over their useful lives commencing from time the asset is held ready for use.

The depreciation methods and rates used for each class of assets are as follows:

Office Equipment – Diminishing value method	15% to 20%
Motor Vehicles – Diminishing value method	18.75%
Computer Equipment – Diminishing value method	40%
Leasehold Improvements – Straight line over 3 lease terms (9 years)	
Furniture & Fittings – Diminishing value method	7.5% to 20%
Assets held for Club Use – Prime cost method	10%
Umpires' Training Equipment – Prime cost method	40%

Depreciation methods, useful lives and residual values are reviewed at each financial year end and adjusted if appropriate.

#### LEASES

Operating leases do not transfer substantially all the risks and benefits incidental to ownership of an asset.

Payments made under an operating lease are recognised in the expenditure statement on a straight line basis over the term of the lease. The leased assets are not recognised in the balance sheet of the association.

#### INVENTORIES

Inventories are measured at the lower of cost and net realisable value. The cost is based on the first in, first out principle and includes expenditure incurred in acquiring the inventories and other costs associated with bringing them to their

existing location and condition. Net realisable value is the estimated selling price in the ordinary course of business, less the estimated selling expenses.

#### EMPLOYEE BENEFITS

Provision is made for the association's liability for employee benefits arising from services rendered by employees to balance date. Employee benefits that are expected to be settled within one year have been measured at the amounts expected to be paid when the liability is settled, plus related on-costs.

#### INCOME TAX

The League has been granted an income tax exemption by the Australian Taxation Office.

#### GOODS AND SERVICES TAX

Revenues, expenses and assets are recognised net of the amount of goods and services tax (GST), except where the amount of GST incurred is not recoverable from the Australian Taxation Office. In these circumstances, the GST is recognised as part of the cost of acquisition of the asset or as part of the expense. Receivables and payables are stated with amount of GST included. The net amount of GST recoverable or payable to the Australian Taxation Office is included as a current asset or liability in the balance sheet.

#### REVENUE RECOGNITION

##### Property Division Sales

Property Division Sales represent revenue earned from the sale of products to member clubs. Revenue is recorded when the goods are despatched.

##### Interest Income

Interest Income is recognised as it accrues.

##### Management Fees

Management Fees represent revenue earned from charges to member clubs used to fund the provision of services (including but not limited to umpires).

##### Asset Sales

The profit or loss on disposal of assets is included as revenue of the association. Such profit or loss on disposal of assets is brought to account at the date an unconditional contract of sale is signed.

#### 2. PROPERTY, PLANT & EQUIPMENT

Movement in Carrying Amounts	Office Equipment	Motor Vehicles	Computer Equipment	Leasehold Improvements	Furniture & Fittings	Assets held for Club use	Umpires Training Equipment	Total
Net Carrying Amount								
<b>As at 31 October 2011</b>	<b>8,098</b>	<b>22,918</b>	<b>3,846</b>	<b>47,489</b>	<b>4,127</b>	<b>0</b>	<b>0</b>	<b>86,478</b>
Additions	13,117	0	210	2,380	0	34,500	0	50,207
Disposals	1,630	0	0	0	0	0	0	1,630
Depreciation	2,990	4,309	1,623	5,403	577	1,597	0	16,499
<b>As at 31 October 2012</b>	<b>16,595</b>	<b>18,609</b>	<b>2,433</b>	<b>44,466</b>	<b>3,550</b>	<b>32,903</b>	<b>0</b>	<b>118,556</b>
Additions	1,409	31,431	0	4,482	0	0	704	38,026
Disposals	0	17,195	0	0	0	0	0	17,195
Depreciation	3,397	4,935	973	5,412	491	3,290	207	18,705
<b>As at 31 October 2013</b>	<b>14,606</b>	<b>27,911</b>	<b>1,460</b>	<b>43,535</b>	<b>3,060</b>	<b>29,612</b>	<b>497</b>	<b>120,682</b>





# FINANCIAL REPORT

2012 - 2013

## NOTES TO AND FORMING PART OF THE FINANCIAL STATEMENTS (CONTINUED)

FOR YEAR ENDED 31 OCTOBER 2013

### 3. OPERATING LEASES

The League had two operating leases during the financial year, one for the rental of the office and one for computer equipment.

#### OFFICES

There has been a Memorandum of Understanding signed by the League as sub-lessee to Western Bulldogs Football Club. It and the draft lease received provide for terms of 3 years with seven 3 year options totalling 21 years, commencing May 2010. Rental is reviewed annually in May and is subject to a CPI increase. In recent weeks the final lease draft has been received and provides for annual increases to be the lesser of 3% and CPI. For the purposes of this note, a CPI increase each year of 3% has been assumed. It is anticipated that the lease will be signed in the next few weeks.

#### COMPUTER EQUIPMENT

The operating lease for the computer equipment was a 36 month lease which finalised in August 2013.

	OFFICE	COMPUTERS
Not later than one year	25,833	-
Later than one year but not later than five years	42,398	-
Later than five years	-	-
	<b>68,231</b>	<b>-</b>
Lease expenses for period ended 31 October 2013	<b>25,330</b>	<b>3,203</b>

### 4. CASH FLOW STATEMENT NOTES

#### RECONCILIATION OF CASH

Cash and Cash equivalents

	2013 \$	2012 \$
Cash at bank	36,152	8,042
Petty Cash	261	200
Term Deposit	178,443	102,287
Investment Account	108,666	223,947
<b>Total Cash</b>	<b>323,522</b>	<b>334,476</b>

#### RECONCILIATION OF CASH FLOWS FROM OPERATING ACTIVITIES

Operating profit / (loss)	(17,524)	(23,190)
Add back: Non cash flows in operating profit		
Depreciation	18,705	16,499
Provision for employee entitlements	(715)	7,410
Provision for doubtful debts	0	0
Loss on sale of assets	194	930
Decrease / (Increase) in current debtors / assets	(18,506)	(67,928)
Decrease / (Increase) in prepayments / deposits paid	(33)	171
Decrease / (Increase) in inventories	1,980	(3,536)
Increase / (Decrease) in trade and other payables	12,349	(73,757)
Increase / (Decrease) in bank loan	12,622	(3,419)
Increase / (Decrease) in fidelity & bond accounts	1,000	(4,400)
<b>Cash flows from operating activities</b>	<b>10,072</b>	<b>(151,219)</b>



# WESTERN REGION FOOTBALL LEAGUE

## Our People

### WRFL Executive Board

President	Bill Baarini
Vice President	John O'Callaghan
Treasurer	Dominic Drenen
Directors:	Bruce Mildenhall
	Janine Mizzi
	Terry McGarity
	Gina Smith
	Barry Lovell
	Michael Psaila (retired May 2013)

### WRFL Juniors Board

Chairman	Keith Brown
Members:	Graeme Clark
	Colin Clohesy
	Paul Madden
	Paul Robinson
	Mark Van Schoten
	Ivo Havard

### WRFL Umpiring Appoitment Board

Director of Umpiring	Mark Westgarth
Board Secretary	Rene Van Kuyk
Boundary Coach	Leigh Rowbottom
Goal Coach	Graeme Hodgart
Field Observer	Mark Mather
Field Observer	Brett Carter

### Independent Tribunal

Chairman	Dale Sayner
Vice Chairman	Jim Simmonds
Vice Chairman	Adrian Noble
Secretary	Brian Wilson
Tribunal members:	Rod Evans
	Frank Plata
	Michael McNamara
	Ben Sutherland
	Darren Mayne

### Independent Hearing Committee

Chairman	Mark McDonald
Committee:	Arthur Wright
	Nick Papadopoulos
	Ian Hamm

### WRFL Rules Review Sub-Committee

Chairman	Michael Psaila
Members	Keith Brown
	Graeme Clark
	Terry Cooper
	Mark McGoldrick
	Chris Murphy
	Terry O'Donnell
	Matthew Pratt
	Paul Robinson
	Gina Smith
	Bas Tensen

### WRFL Staff

Bob Tregear	Chief Executive Officer
David Newton	General Manager Football Operations
Tim Shellcot	Football Op's & Club Development Officer
Lyn McLeod	Customer Service & Events Coordinator
Kirstie Fitzgerald	Media & Communications Officer
Kristy Vidovic	Administration Officer
Andrew Muscat	Football Administration Assistant

### WRFL Key Consultants

Kim Peak	Rob Peak & Assoc. (accounting services)
Peter Harley	Marketing/Sponsorship Consultant
Kevin Hillier	Howdy Partners Media (Broadcast Consultant)
Grant Plozza	G.P. Business Solutions (Auditors)

### WRFL Umpires' Association

President	Henry McFerran
Administrator	Terry O'Donnell

### WRFL Appeals Board

Chairman	Graeme Bloom
Committee:	John Raciti
	Carolyn Wood



WRFL Staff (Back Row L-R): Tim Shellcot, Bob Tregear, David Newton. (Front Row L-R) Peter Harley, Kristy Vidovic, Lyn McLeod, Kirstie Fitzgerald and Andrew Muscat.




# WRFL PARTNERS & SUPPLIERS

With around a third of the league's total revenue being sourced through our partners and suppliers, the importance of this group to the ongoing health of the league cannot be understated.

To ensure the continued successful growth of the league, whilst at the same time continually looking to reduce club affiliation fees, all involved with the WRFL are encouraged to utilise the products and services of our partners and suppliers.

Finally the league, on behalf of its clubs, would like to thank its partners and suppliers for their loyal support during 2013 and look forward to your continued support in season 2014.



# WRFL



WESTERN REGION FOOTBALL LEAGUE  
ABN: 48 429 867 046